



Lampiran 2 Surat Keterangan Bebas Plagiasi

 **PENGEMBANGAN BISNIS DAN INOVASI**
UNIVERSITAS MUHAMMADIYAH GRESIK



SURAT KETERANGAN BEBAS PLAGIAT

Saya yang bertanda tangan di bawah ini menyatakan nama yang di bawah ini:


Nama : Anisa Dwi Safitri
Nim : 190302074
Fakultas / Prodi : Ekonomi Dan Bisnis / Akuntansi
Perguruan Tinggi : Universitas Muhammadiyah Gresik
Judul Skripsi : Pengaruh Good Corporate Governance Terhadap Integritas Laporan Keuangan.

Telah melakukan pengecekan plagiasi Bab 1-5 dengan hasil:

Referensi	:	0,00%
Original	:	79,23%
Plagiarism	:	20,77%

Demikian surat keterangan ini dibuat untuk digunakan sebagaimana mestinya.

Gresik, 03 Juli 2023
Kepala Pengembangan Bisnis dan Inovasi FEB UMG


Nur Cahvadi, S.ST., MM.
NIP: 11711907254

**PENGEMBANGAN
BISNIS DAN INOVASI** *The Power of Islamic Entrepreneurship*
Jl. Sumatera 101 Gresik Kota Baru (GKB) Gresik, 61121 Telp: (031) 3951414, Fax: (031) 3952585 Website: <http://www.umg.ac.id>, Email: info@umg.ac.id



Plagiarism Detector v. 2114 - Originality Report 27/06/2023 9:38:58

Document: Anisa Dwi Saftri - 190302074 - Anisa Saftri.docx Licensed to: Suwarno Suv

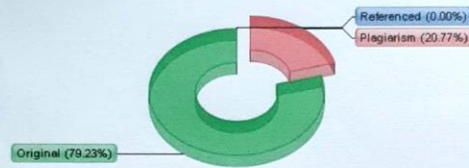
Comparison Preset: Rewrite Detected language: Id

Check type: Internet Check

TEE and encoding: DocX n/a

Detailed document body analysis:

Relation chart:



Lampiran 3 Hasil Penentuan Sampel Sampel

	Keterangan	Jumlah
1	Perusahaan manufaktur yang terdaftar di Bursa Efek Indonesia (BEI) tahun 2020-2022	182
2	Perusahaan manufaktur yang tidak mempublikasikan laporan keuangan secara lengkap selama periode pengamatan tahun 2020-2022	(9)
3	Perusahaan manufaktur yang tidak memperoleh laba selama tahun 2020-2021	(84)
4	Perusahaan manufaktur yang tidak menggunakan mata uang rupiah.	(12)
Sampel Penelitian		77



Lampiran 4 Daftar Perusahaan Manufaktur

No	Emiten	Kriteria				Sampel
		I	II	III	IV	
Sektor Industri Dasar dan Kimia						
Sub Sektor Semen						
1	INTP (Indocement Tunggal Prakasa Tbk)	O	O	O	O	O
2	SMBR (Semen Baturaja Persero Tbk)	O	O	O	O	O
3	SMCB (Solusi Bangunan Indonesia Tbk)	O	O	O	O	O
4	SMGR (Semen Indonesia Tbk d.d Semen Gresik)	O	O	O	O	O
5	WSBP (Waskita Beton Precast Tbk)	O	O	X	O	X
6	WTON (Wijaya Karya Beton Tbk)	O	O	O	O	O
Jumlah		6	6	5	6	5
Sub Sektor Keramik, Porselen, & Kaca						
1	AMFG (Asahimas Flat Glass Tbk)	O	O	X	O	X
2	ARNA (Arwana Citra Mulia Tbk)	O	O	O	O	O
3	IKAI (Intikeramik Alamasri Industri Tbk)	O	O	X	O	X
4	KIAS (Keramika Indonesia Assosiasi Tbk)	O	O	X	O	X
5	MARK (Mark Dynamies Indonesia Tbk)	O	O	O	O	O
6	MLIA (Mulia Industrindo Tbk)	O	O	O	O	O
7	TOTO (Surya Toto Indonesia Tbk)	O	O	X	O	X
8	CAKK (Cahayaputra Asa Keramik Tbk)	O	O	O	O	O
Jumlah		8	8	4	8	4
Sub Sektor Logam & Sejenisnya						
1	ALKA (Aalaska Industrindo Tbk)	O	O	O	O	O
2	ALMI (Alumindo Light Metal Industry Tbk)	O	O	X	X	X
3	BAJA (Saranaentral Bajatama Tbk)	O	O	X	O	X
4	BTON (Beton Jaya Manunggal Tbk)	O	O	O	O	O
5	CTBN (Citra Turbindo Tbk)	O	O	X	X	X
6	GDST (Gunawan Dianjaya Steel Tbk)	O	O	X	O	X
7	INAI (Indal Alumunium Industry Tbk)	O	O	X	O	X
8	ISSP (Steel Pipe Industry of Indonesia Tbk)	O	O	O	O	O
9	JKSW (Jakarta Kyoei Steel Works Tbk)	O	O	X	O	X
10	KRAS (Krakatau Steel Tbk)	O	O	O	X	X
11	LION (Lion Metal Work Tbk)	O	O	X	X	X
12	LMSH (Lionmesh Prima Tbk)	O	O	X	O	X

13	NIKL (Pelat Timah Nusantara Tbk)	O	O	O	X	X
14	PICO (Pelangi Indah Canindo Tbk)	O	O	X	O	X
15	TBMS (Tembaga Mulia Semanan Tbk)	O	O	O	X	X
16	GGRP (Gunung Raja Paksi Tbk)	O	O	X	X	X
17	PURE (Trinitan Metals and Minerals Tbk)	O	X	X	X	X
Jumlah		17	15	5	9	3
Sub Sektor Kimia						
1	AGII (Aneka Gas Industri Tbk)	O	O	O	O	O
2	BRPT (Barito Pasific Tbk)	O	O	O	X	X
3	DPNS (Duta Pertiwi Nusantara Tbk)	O	O	O	O	O
4	EKAD (Ekadharna International Tbk)	O	O	O	O	O
5	ETWA (Eterindo Wahanatama Tbk)	O	O	X	O	X
6	INCI (Intan Wijaya International Tbk)	O	O	O	O	O
7	MDKI (Emdeki Utama Tbk)	O	O	X	O	X
8	MOLI (Madusari Murni Indah Tbk)	O	O	O	O	O
9	SRSN (Indo Acidatama Tbk)	O	O	O	O	O
10	TPIA (Chandra Asri Petrochemical Tbk)	O	O	X	X	X
11	TDPM (Tridomain Performance Material Tbk)	O	X	X	X	X
12	ADMG (Polyehem Indonesia Tbk)	O	O	X	X	X
13	UNIC (Unggul Indah Cahaya Tbk)	O	O	O	X	X
Jumlah		13	12	10	8	6
Sub Sektor Plastik & Kemasan						
1	AKKU (Anugerah Kagum Karya Utama Tbk)	O	O	X	O	X
2	AKPI (Argha Karya Prima Industry Tbk)	O	O	O	O	O
3	APLI (Asiaplast Industries Tbk)	O	O	X	O	X
4	BRNA (Berlina Tbk)	O	O	X	O	X
5	FPNI (Lotte Chemical Titan Tbk)	O	O	X	X	X
6	IGAR (Champion Pasific Indonesia Tbk)	O	O	O	O	O
7	IMPC (Impack Pratama Industri Tbk)	O	O	O	O	O
8	IPOL (Indopoly Swakarsa Industry Tbk)	O	O	O	X	X
9	PBID (Panca Budi Idaman Tbk)	O	O	O	O	O
10	ESIP (Sinergi Inti Plastindo Tbk)	O	O	O	O	O
11	SIMA (Siwani Makmur Tbk)	O	X	X	X	X
12	TALF (Tunas Alfin Tbk)	O	O	O	O	O
13	TRST (Trias Sentosa Tbk)	O	O	O	O	O
14	SMKL (Satyamitra Kemas Lestari Tbk)	O	O	O	O	O

15	YPAS (Yanaprima Hastapersada Tbk)	O	O	X	O	X
Jumlah		15	14	9	12	8
Sub Sektor Pakan Ternak						
1	CPIN (Charoen Pokphand Indonesia Tbk)	O	O	O	O	O
2	JPFA (Japfa Comfeed Indonesia Tbk)	O	O	O	O	O
3	MAIN (Malindo Feedmill Tbk)	O	O	X	O	X
4	SPID (Searad Produce Tbk)	O	O	X	X	X
Jumlah		4	4	2	3	2
Sub Sektor Kaya & Pengolahannya						
1	SULI (SLJ Global Tbk)	O	O	X	X	X
2	TIRT (Tirta Mahakam Resources Tbk)	O	O	X	O	X
3	IFII (Indonesia Fibreboard Industry Tbk)	O	O	O	O	O
4	SINI (Singaraja Putra Tbk)	O	O	O	O	O
Jumlah		4	4	2	3	2
Sub Sektor Pulp & Kertas						
1	ALDO (Alkindo Naratama Tbk)	O	O	O	O	O
2	SWAT (Sriwahana Adityakarta Tbk)	O	O	X	O	X
3	FASW (Fajar Surya Wisesa Tbk)	O	O	O	O	O
4	INKP (Indah Kiat Pulp & Paper Tbk)	O	O	O	X	X
5	INRU (Toba Pulp Lestari Tbk)	O	O	X	X	X
6	KBRI (Kertas Basuki Rachmat Indonesia Tbk)	O	X	X	X	X
7	KDSI (Kedawung Setia Industrial Tbk)	O	O	O	O	O
8	SPMA (Suparma Tbk)	O	O	O	O	O
9	TKIM (Pabrik Kertas TJIWI Kimia Tbk)	O	O	O	X	X
Jumlah		9	8	6	5	4
Sektor Aneka Industri						
Sub Sektor Mesin dan Alat Berat						
1	AMIN (Ateliers Mecaniques D Indonesia Tbk)	O	O	X	O	X
2	GMFI (Garuda Maintenance Facility Aero Asia Tbk)	O	O	X	X	X
3	KRAH (Grand Kartech Tbk)	O	X	X	X	X
4	KPAL (Steadfast Marine Tbk)	O	X	X	X	X
5	ARKA (Arkha Jayanti Persada Tbk)	O	O	X	O	X
Jumlah		5	3	0	2	0

Sub Sektor Otomotif dan Komponen						
1	ASII (Astra Internatinal Tbk)	O	O	O	O	O
2	AUTO (Astra Otoparts Tbk)	O	O	X	O	X
3	BOLT (Garuda Metalindo Tbk)	O	O	X	O	X
4	BRAM (Indo Kordsa Tbk)	O	O	X	X	X
5	GDYR (Goodyear Indonesia Tbk)	O	O	X	X	X
6	GJTL (Gajah Tunggal Tbk)	O	O	X	O	X
7	IMAS (Indomobil Sukses International Tbk)	O	O	X	O	X
8	INDS (Indospring Tbk)	O	O	O	O	O
9	LPIN (Multi Prima Sejahtera Tbk)	O	O	O	O	O
10	MASA (Multistrada Arah Sarana Tbk)	O	O	O	X	X
11	NIPS (Nipress Tbk)	O	X	X	X	X
12	PRAS (Prima Alloy Steel Universal Tbk)	O	O	X	O	X
13	SMSM (Selamat Sempurna Tbk)	O	O	O	O	O
Jumlah		13	12	5	9	4
Sub Sektor Tekstil dan Garment						
1	ADMG (Polyehmen Indonesia Tbk)	O	O	X	X	X
2	ARGO (Argo Pantas Tbk)	O	O	X	X	X
3	BELL (Trisula Textile Industries Tbk)	O	O	X	O	X
4	CNTX (Century Textil Industry Tbk)	O	O	X	X	X
5	ERTX (Eratex Djaja Tbk)	O	O	X	X	X
6	ESTI (Ever Shine Textile Industry Tbk)	O	O	X	X	X
7	HDTX (Panasia Indo Resources Tbk)	O	O	X	X	X
8	INDR (Indo-Rama Synthetics Tbk)	O	O	O	X	X
9	MYTX (Asia Pacific Investama Tbk)	O	O	X	O	X
10	PBRX (Pan Brothers Tbk)	O	O	O	X	X
11	POLY (Asia Pacific Fibers Tbk)	O	O	X	X	X
12	RICY (Ricky Putra Globalindo Tbk)	O	O	X	O	X
13	SRIL (Sri Rejeki Isman Tbk)	O	O	X	X	X
14	SSTM (Sunson Textile Manufacturer Tbk)	O	O	X	O	X
15	STAR (Buana Artha Anugerah Tbk)	O	O	O	O	O
16	TFCO (Tifico Fiber Indonesia Tbk)	O	O	X	X	X
17	TRIS (Trisula International Tbk)	O	O	X	O	X
18	UNIT (Nusantara Inti Corpora Tbk)	O	X	X	X	X
19	UCID (Uni-Charm Indonesia Tbk)	O	O	O	O	O
20	ZONE (Mega Perintis Tbk)	O	O	X	O	X
21	POLU (Golden Flower Tbk)	O	O	X	O	X
Jumlah		21	19	4	8	2

Sub Sektor Alas Kaki						
1	BATA (Sepatu Bata Tbk)	O	O	X	O	X
2	BIMA (Primarindo Asia Infrastructure Tbk)	O	O	X	O	X
Jumlah		2	2	0	2	0
Sub Sektor Kabel						
1	IKBI (Sumi Indo Kabel Tbk)	O	O	X	X	X
2	JECC (Jembo Cable Company Tbk)	O	O	X	O	X
3	KBLI (KMI Wire and Cable Tbk)	O	O	X	O	X
4	KBLM (Kabelindo Murni Tbk)	O	O	X	O	X
5	SCCO (Supreme Cable Manufacturing & Commerce Tbk)	O	O	O	O	O
6	VOKS (Voksel Electric Tbk)	O	O	X	O	X
7	CCSI (Communication Cable Systems Indonesia Tbk)	O	O	O	O	O
Jumlah		7	6	2	6	2
Sub Sektor Elektronika						
1	PTSN (Sat Nusapersada Tbk)	O	O	O	X	X
2	JSKY (Sky Energy Indonesia Tbk)	O	O	X	O	X
3	SLIS (Gaya Abadi Sampurna Tbk)	O	O	O	O	O
Jumlah		3	2	2	1	1
Sektor Industri Barang Konsumsi						
Sub Sektor Makanan dan Minuman						
1	AISA (Tiga Pilar Sejahtera Fod Tbk)	O	O	X	O	X
2	ALTO (Tri Banyan Tirta Tbk)	O	O	X	O	X
3	CAMP (Campina Ice Cream Industry Tbk)	O	O	X	O	X
4	CEKA (Wilmar Cahaya Indonesia Tbk)	O	O	O	O	O
5	BTEK (Bumi Teknokultura Unggul Tbk)	O	O	X	X	X
6	CLEO (Sariguna Primatirta Tbk)	O	O	O	O	O
7	DLTA (Delta Djakarta Tbk)	O	O	O	O	O
8	HOKI (Buyung Poetra Sembada Tbk)	O	O	O	O	O
9	ICBP (Indofood CBP Sukses Makmur Tbk)	O	O	O	O	O
10	INDF (Indofood Sukses Makmur Tbk)	O	O	O	O	O
11	MLB (Multi Bintang Indonesia Tbk)	O	O	O	O	O
12	MYOR (Mayora Indah Tbk)	O	O	O	O	O
13	PCAR (Prima Ckrawala Abadi Tbk)	O	O	X	O	X

14	PSDN (Prashida Aneka Niaga Tbk)	0	0	X	0	X
15	ROTI (Nippon Indosari Corpindo Tbk)	0	0	0	0	0
16	SKBM (Sekar Bumi Tbk)	0	0	0	0	0
17	SKLT (Sekar Laut Tbk)	0	0	0	0	0
18	STTP (Siantar Top Tbk)	0	0	0	0	0
19	ULTJ (Ultra Jaya Milk Industry Tbk)	0	0	0	0	0
20	BUDI (Budi Starch & Sweetener Tbk)	0	0	0	0	0
21	COCO (Wahana Interfood Nusantara Tbk)	0	0	0	0	0
22	FOOD (Sentra Food Indonesia Tbk)	0	0	X	0	X
23	GOOD (Garudafood Putra Putri Jaya Tbk)	0	0	X	0	X
24	IIKP (Inti Agri Resources Tbk)	0	0	X	0	X
25	KEJU (Mulia Boga Raya Tbk)	0	0	0	0	0
26	MGNA (Magna Investama Mandiri Tbk)	0	0	X	0	X
27	PANI (Pratama Abadi Nusa Industri Tbk)	0	0	0	0	0
28	PSGO (Palma Serasih Tbk)	0	0	0	0	0
29	TBLA (Tunas Baru Lampung Tbk)	0	0	0	0	0
Jumlah		29	28	19	27	19
Sub Sektor Rokok						
1	GGRM (Gudang Garam Tbk)	0	0	0	0	0
2	HMSP (Hanjaya Mandala Sampoerna Tbk)	0	0	0	0	0
3	RMBA (Bentoel International Investama Tbk)	0	0	0	X	X
4	WIIM (Wismilak Inti Makmur Tbk)	0	0	0	0	0
5	ITIC (Indonesian Tobacco Tbk)	0	0	0	0	0
Jumlah		5	4	4	4	4
Sub Sektor Farmasi						
1	DVLA (Darya-Varia Laboratoria Tbk)	0	0	0	0	0
2	INAF (Indofarma Tbk)	0	0	X	0	X
3	KAEF (Kimia Farma Tbk)	0	0	X	0	X
4	KLBF (Kalbe Farma Tbk)	0	0	0	0	0
5	MERK (Merck Tbk)	0	0	0	0	0
6	PYFA (Pyridam Farma Tbk)	0	0	0	0	0
7	SCPI (Organon Pharma Indonesia Tbk)	0	0	0	0	0
8	SIDO (Industi Jamu Dan Farmasi Sido Muncul Tbk)	0	0	0	0	0
9	PEHA (Phapros Tbk)	0	0	0	0	0
10	TSPC (Tempo Scan Pacific Tbk)	0	0	0	0	0
Jumlah		10	10	8	10	8

Sub Sektor Kosmetik dan Barang Keperluan Rumah Tangga						
1	ADES (Akasha Wira International Tbk)	O	O	O	O	O
2	KINO (Kino Indonesia Tbk)	O	O	X	O	X
3	MBTO (Martina Berto Tbk)	O	O	X	O	X
4	MRAT (Mustika Ratu Tbk)	O	O	X	O	X
5	TCID (Mandom Indonesia Tbk)	O	O	X	O	X
6	UNVR (Unilever Indonesia Tbk)	O	O	O	O	O
7	KPAS (Cottonino Ariesta Tbk)	O	X	X	X	X
Jumlah		7	6	2	6	2
Sub Sektor Keperluan Rumah Tangga						
1	CINT (Chintose International Tbk)	O	O	X	O	X
2	KICI (Kedaung Indah Can Tbk)	O	O	X	O	X
3	LMPI (Langgeng Makmur Industri Tbk)	O	O	X	O	X
4	WOOD (Integra Indocabinet Tbk)	O	O	O	O	O
Jumlah		4	4	1	4	1



Lampiran 5 Sampel Perusahaan

No	Kode	Nama Perusahaan
1	INTP	PT Indocement Tunggul Prakasa Tbk
2	SMBR	PT Semen Baturaja Persero Tbk
3	SMCB	PT Solusi Bangunan Indonesia Tbk
4	SMGR	PT Semen Indonesia Tbk d.d Semen Gresik
5	WTON	PT Wijaya Karya Beton Tbk
6	ARNA	PT Arwana Citra Mulia Tbk
7	MARK	PT Mark Dynamies Indonesia Tbk
8	MLIA	PT Mulia Industrindo Tbk
9	CAKK	PT Cahayaputra Asa Keramik Tbk
10	ALKA	PT Alaska Industrindo Tbk
11	BTON	PT Beton Jaya Manunggal Tbk
12	ISSP	PT Steel Pipe Industry of Indonesia Tbk
13	AGII	PT Aneka Gas Industri Tbk
14	DPNS	PT Duta Pertiwi Nusantara Tbk
15	EKAD	PT Ekadharna International Tbk
16	INCI	PT Intan Wijaya International Tbk
17	MOLI	PT Madusari Murni Indah Tbk
18	SRSN	PT Indo Acidatama Tbk
19	AKPI	PT Argha Karya Prima Industry Tbk
20	IGAR	PT Champion Pasific Indonesia Tbk
21	IMPC	PT Impack Pratama Industri Tbk
22	PBID	PT Panca Budi Idaman Tbk
23	ESIP	PT Sinergi Inti Plastindo Tbk
24	TALF	PT Tunas Alfin Tbk
25	TRST	PT Trias Sentosa Tbk
26	SMKL	PT Satyamitra Kemas Lestari Tbk
27	CPIN	PT Charoen Pokphand Indonesia Tbk
28	JPFA	PT Japfa Comfeed Indonesia Tbk
29	IFII	PT Indonesia Fibreboard Industry Tbk
30	SINI	PT Singaraja Putra Tbk)
31	ALDO	PT Alkindo Naratama Tbk
32	FASW	PT Fajar Surya Wisesa Tbk
33	KDSI	PT Kedawung Setia Industrial Tbk
34	SPMA	PT Suparma Tbk
35	ASII	PT Astra Internatinal Tbk
36	INDS	PT Indospring Tbk
37	LPIN	PT Multi Prima Sejahtera Tbk
38	SMSM	PT Selamat Sempurna Tbk
39	STAR	PT Buana Artha Anugerah Tbk
40	UCID	PT Uni-Charm Indonesia Tbk

41	SCCO	PT Supreme Cable Manufacturing & Commerce Tbk
42	CCSI	PT Communication Cable Systems Indonesia Tbk
43	SLIS	PT Gaya Abadi Sampurna Tbk
44	CEKA	PT Wilmar Cahaya Indonesia Tbk
45	CLEO	PT Sariguna Primatirta Tbk
46	DLTA	PT Delta Djakarta Tbk
47	HOKI	PT Buyung Poetra Sembada Tbk
48	ICBP	PT Indofood CBP Sukses Makmur Tbk
49	INDF	PT Indofood Sukses Makmur Tbk
50	MLBI	PT Multi Bintang Indonesia Tbk
51	MYOR	PT Mayora Indah Tbk
52	ROTI	PT Nippon Indosari Corpindo Tbk
53	SKBM	PT Sekar Bumi Tbk
54	SKLT	PT Sekar Laut Tbk
55	STTP	PT Siantar Top Tbk
56	ULTJ	PT Ultra Jaya Milk Industry Tbk
57	BUDI	PT Budi Starch & Sweetener Tbk
58	COCO	PT Wahana Interfood Nusantara Tbk
59	KEJU	PT Mulia Boga Raya Tbk
60	PANI	PT Pratama Abadi Nusa Industri Tbk
61	PSGO	PT Palma Serasih Tbk
62	TBLA	PT Tunas Baru Lampung Tbk
63	GGRM	PT Gudang Garam Tbk
64	HMSP	PT Hanjaya Mandala Sampoerna Tbk
65	WIIM	PT Wismilak Inti Makmur Tbk
66	ITIC	PT Indonesian Tobacco Tbk
67	DVLA	PT Darya-Varia Laboratoria Tbk
68	KLBF	PT Kalbe Farma Tbk
69	MERK	PT Merck Tbk
70	PYFA	PT Pyridam Farma Tbk
71	SCPI	PT Organon Pharma Indonesia Tbk
72	SIDO	PT Industri Jamu Dan Farmasi Sido Muncul Tbk
73	PEHA	PT Phapros Tbk
74	TSPC	PT Tempo Scan Pacific Tbk
75	ADES	PT Akasha Wira International Tbk
76	UNVR	PT Unilever Indonesia Tbk
77	WOOD	PT Integra Indocabinet Tbk

Lampiran 6 Kertas Kerja Integritas Laporan Keuangan

No	Emiten	Tahun	Ekuitas	Jumlah Saham Yang Beredar	Harga Pasar Saham	Nilai Buku Saham	ILK
1	INTP	2020	22.176.248.000.000	3.681.231.699	14.475	6024,13806	2,40
		2021	20.620.964.000.000	3.681.231.699	12.100	5601,64795	2,16
		2022	19.566.906.000.000	3.681.231.699	9.900	5315,31498	1,86
2	SMBR	2020	3.407.888.607.000	9.932.534.336	1.065	343,10363	3,10
		2021	3.466.244.521.000	9.932.534.336	620	348,97886	1,78
		2022	3.086.916.334.000	9.932.534.336	386	310,78839	1,24
3	SMCB	2020	7.566.179.000.000	7.662.900.000	1.440	987,37802	1,46
		2021	11.182.197.000.000	9.019.381.973	1.690	1239,79637	1,36
		2022	11.860.038.000.000	9.019.381.973	1.425	1314,95019	1,08
4	SMGR	2020	35.653.335.000.000	5.931.520.000	12.425	6010,82606	2,07
		2021	39.782.883.000.000	5.931.520.000	7.250	6707,03007	1,08
		2022	47.239.360.000.000	6.751.540.089	6.575	6996,82730	0,94
5	WTON	2020	3.390.572.999.124	8.715.466.600	386	389,02943	0,99
		2021	3.447.884.344.237	8.715.466.600	246	395,60525	0,62
		2022	3.637.820.526.411	8.715.466.600	191	417,39825	0,46
6	ARNA	2020	1.304.938.651.723	7.341.430.976	680	177,74990	3,83
		2021	1.573.169.882.477	7.341.430.976	800	214,28655	3,73
		2022	1.573.169.882.477	7.341.430.976	995	214,28655	4,64
7	MARK	2020	409.472.441.871	3.800.000.310	840	107,75590	7,80
		2021	743.640.411.602	3.800.000.310	1.075	195,69483	5,49
		2022	843.781.090.844	3.800.000.310	665	222,04764	2,99
8	MLIA	2020	2.678.261.633.000	1.323.000.000	555	2024,38521	0,27
		2021	3.410.916.035.000	1.323.000.000	2.210	2578,16783	0,86

		2022	4.483.138.057.000	6.615.000.000	525	677,72306	0,77
9	CAKK	2020	225.527.305.293	1.203.300.219	52	187,42397	0,28
		2021	240.446.800.104	1.203.300.219	98	199,82278	0,49
		2022	252.521.962.253	1.203.300.219	202	209,85782	0,96
10	ALKA	2020	105.203.706.000	507.665.055	262	207,23054	1,26
		2021	128.822.522.000	507.665.055	256	253,75495	1,01
		2022	183.770.843.000	507.665.055	266	361,99230	0,73
11	BTON	2020	188.706.429.061	720.000.000	300	262,09226	1,14
		2021	197.765.605.633	720.000.000	430	274,67445	1,57
		2022	238.205.004.845	720.000.000	432	330,84028	1,31
12	ISSP	2020	3.335.340.000.000	7.185.992.035	160	464,14468	0,34
		2021	3.787.113.000.000	7.185.992.035	398	527,01325	0,76
		2022	4.144.535.000.000	7.185.992.035	246	576,75196	0,43
13	AGII	2020	3.382.141.000.000	3.066.660.000	900	1102,87446	0,82
		2021	3.582.925.000.000	3.066.660.000	1.515	1168,34765	1,30
		2022	3.695.974.000.000	3.066.660.000	1.940	1205,21153	1,61
14	DPNS	2020	284.823.663.685	331.129.952	274	860,15675	0,32
		2021	307.956.854.988	331.129.952	394	930,01812	0,42
		2022	329.957.934.086	331.129.952	400	996,46055	0,40
15	EKAD	2020	952.362.557.662	698.775.000	1.260	1362,90302	0,92
		2021	1.030.399.446.064	698.775.000	1.455	1474,57972	0,99
		2022	1.112.843.644.627	3.493.875.000	280	318,51272	0,88
16	INCI	2020	368.874.979.999	196.121.237	905	1880,85179	0,48
		2021	379.559.681.140	196.121.237	560	1935,33187	0,29
		2022	416.970.464.206	196.121.237	680	2126,08522	0,32
17	MOLI	2020	1.389.988.509.000	2.334.888.498	850	595,31259	1,43

		2021	1.493.834.265.000	2.724.036.581	428	548,38994	0,78
		2022	1.505.890.843.000	2.724.036.581	208	552,81594	0,38
18	SRSN	2020	587.887.398.000	6.020.000.000	58	97,65571	0,59
		2021	608.207.428.000	6.020.000.000	55	101,03113	0,54
		2022	658.342.429.000	6.020.000.000	52	109,35921	0,48
19	AKPI	2020	1.313.886.759.000	612.248.000	555	2146,00417	0,26
		2021	1.463.013.414.000	612.248.000	1.130	2389,57647	0,47
		2022	1.771.465.877.000	612.248.000	1.220	2893,37961	0,42
20	IGAR	2020	593.582.375.012	972.204.500	354	610,55300	0,58
		2021	691.468.538.398	972.204.500	440	711,23775	0,62
		2022	786.929.124.418	972.204.500	466	809,42757	0,58
21	IMPC	2020	1.465.907.828.766	4.833.500.000	1.325	303,28082	4,37
		2021	1.676.548.380.055	4.833.500.000	2.550	346,86012	7,35
		2022	2.224.729.775.954	4.933.500.000	3.520	450,94350	7,81
22	PBID	2020	1.928.809.281.000	1.875.000.000	1.435	1028,69828	1,39
		2021	2.277.078.807.000	1.875.000.000	1.605	1214,44203	1,32
		2022	2.446.027.106.000	1.875.000.000	1.575	1304,54779	1,21
23	ESIP	2020	52.738.502.512	640.000.005	103	82,40391	1,25
		2021	53.530.399.178	640.347.707	124	83,59583	1,48
		2022	95.281.193.870	1.109.937.083	58	85,84378	0,68
24	TALF	2020	1.020.185.316.228	1.353.435.000	260	753,77489	0,34
		2021	1.047.684.048.324	1.353.435.000	298	774,09262	0,38
		2022	1.186.405.791.289	1.353.435.000	302	876,58867	0,34
25	TRST	2020	2.266.810.434.281	2.808.000.000	418	807,26867	0,52
		2021	2.462.688.053.534	2.808.000.000	580	877,02566	0,66
		2022	2.848.558.000.000	2.808.000.000	735	1014,44373	0,72

26	SMKL	2020	733.377.877.643	3.400.000.005	202	215,69938	0,94
		2021	815.071.832.087	3.401.381.246	520	239,62966	2,17
		2022	958.400.477.715	3.418.085.290	260	280,39104	0,93
27	CPIN	2020	23.349.683.000.000	16.398.000.000	6.525	1423,93481	4,58
		2021	25.149.999.000.000	16.398.000.000	5.905	1533,72356	3,85
		2022	26.327.214.000.000	16.398.000.000	5.650	1605,51372	3,52
28	JPFA	2020	11.411.970.000.000	11.726.575.201	1.465	973,17160	1,51
		2021	13.102.710.000.000	11.726.575.201	1.720	1117,35181	1,54
		2022	13.654.777.000.000	11.726.575.201	1.295	1164,43009	1,11
29	IFII	2020	999.518.294.095	9.412.000.000	148	106,19616	1,39
		2021	1.083.369.064.585	9.412.000.000	147	115,10509	1,28
		2022	1.142.479.880.578	9.412.000.000	158	121,38545	1,30
30	SINI	2020	28.544.658.914	468.300.850	370	60,95368	6,07
		2021	40.030.900.857	468.300.850	336	85,48116	3,93
		2022	52.423.830.954	481.000.000	1.105	108,98925	10,14
31	ALDO	2020	590.123.647.820	1.100.000.000	570	536,47604	1,06
		2021	703.402.561.482	1.316.856.020	1.000	534,15298	1,87
		2022	765.168.946.137	1.316.856.309	805	581,05728	1,39
32	FASW	2020	4.582.995.000.000	2.477.888.787	7.475	1849,55637	4,04
		2021	5.092.869.000.000	2.477.888.787	7.600	2055,32590	3,70
		2022	5.011.458.000.000	2.477.888.787	5.850	2022,47091	2,89
33	KDSI	2020	663.468.205.642	405.000.000	825	1638,19310	0,50
		2021	719.731.966.183	405.000.000	1.095	1777,11597	0,62
		2022	732.991.806.069	405.000.000	1.150	1809,85631	0,64
34	SPMA	2020	1.531.392.057.559	2.114.570.958	310	724,20935	0,43
		2021	1.815.473.344.846	2.791.233.198	700	650,41980	1,08

		2022	2.146.288.274.787	3.154.092.216	496	680,47734	0,73
35	ASII	2020	195.454.000.000.000	40.483.553.140	6.025	4827,98531	1,25
		2021	215.615.000.000.000	40.483.553.140	5.700	5325,99002	1,07
		2022	243.720.000.000.000	40.483.553.140	5.700	6020,22256	0,95
36	INDS	2020	2.563.740.312.761	656.249.710	2.000	3906,65363	0,51
		2021	2.662.433.401.892	656.249.710	2.390	4057,04317	0,59
		2022	2.982.354.921.367	656.249.710	1.945	4544,54284	0,43
37	LPIN	2020	309.963.828.868	425.000.000	244	729,32666	0,33
		2021	284.023.377.123	425.000.000	1.175	668,29030	1,76
		2022	304.759.564.339	425.000.000	390	717,08133	0,54
38	SMSM	2020	2.648.510.000.000	5.758.675.440	1.385	459,91653	3,01
		2021	2.911.633.000.000	5.758.675.440	1.306	505,60811	2,58
		2022	3.319.032.000.000	5.758.675.440	1.535	576,35337	2,66
39	STAR	2020	495.839.212.552	4.800.000.602	106	103,29982	1,03
		2021	506.379.067.845	4.800.000.602	149	105,49563	1,41
		2022	508.123.816.657	4.800.000.602	137	105,85912	1,29
40	UCID	2020	4.494.640.000.000	4.143.312.300	1.470	1084,79392	1,36
		2021	4.906.505.000.000	4.143.312.300	1.450	1184,19869	1,22
		2022	5.163.753.000.000	4.143.312.300	1.095	1246,28621	0,88
41	SCCO	2020	3.273.954.601.054	205.583.400	10.500	15925,18949	0,66
		2021	4.402.697.364.241	205.583.400	10.400	21415,62677	0,49
		2022	4.730.661.689.317	205.583.400	8.650	23010,91279	0,38
42	CCSI	2020	339.182.494.000	1.000.000.000	242	339,18249	0,71
		2021	364.311.814.000	1.199.999.998	725	303,59318	2,39
		2022	436.991.009.000	1.199.999.998	695	364,15917	1,91
43	SLIS	2020	178.660.283.495	2.000.000.000	4.900	89,33014	54,85

		2021	204.647.780.765	2.000.000.000	800	102,32389	7,82
		2022	245.801.280.887	2.000.000.000	252	122,90064	2,05
44	CEKA	2020	1.260.714.994.864	595.000.000	1.785	2118,84873	0,84
		2021	1.387.366.962.835	595.000.000	1.880	2331,70918	0,81
		2022	1.550.042.869.748	595.000.000	1.980	2605,11407	0,76
45	CLEO	2020	894.746.110.680	12.000.000.000	500	74,56218	6,71
		2021	1.001.579.893.307	12.000.000.000	470	83,46499	5,63
		2022	1.185.150.863.287	12.000.000.000	555	98,76257	5,62
46	DLTA	2020	1.019.898.963.000	800.659.050	4.400	1273,82431	3,45
		2021	1.010.174.017.000	800.659.050	3.740	1261,67814	2,96
		2022	1.000.775.865.000	800.659.050	3.830	1249,94011	3,06
47	HOKI	2020	662.560.916.609	2.419.438.170	1.005	273,84908	3,67
		2021	668.660.599.446	9.677.752.680	181	69,09255	2,62
		2022	668.859.547.083	9.677.752.680	103	69,11311	1,49
48	ICBP	2020	50.318.053.000.000	11.661.908.000	9.575	4314,73589	2,22
		2021	54.723.863.000.000	11.661.908.000	8.700	4692,53084	1,85
		2022	57.473.007.000.000	11.661.908.000	10.000	4928,26791	2,03
49	INDF	2020	79.138.044.000.000	8.780.426.500	6.850	9013,00683	0,76
		2021	86.632.111.000.000	8.780.426.500	6.325	9866,50375	0,64
		2022	93.623.038.000.000	8.780.426.500	6.725	10662,69822	0,63
50	MLBI	2020	1.433.406.000.000	2.107.000.000	9.700	680,30660	14,26
		2021	1.099.157.000.000	2.107.000.000	7.800	521,66920	14,95
		2022	1.073.275.000.000	2.107.000.000	8.950	509,38538	17,57
51	MYOR	2020	11.271.468.049.958	22.358.699.725	2.710	504,12002	5,38
		2021	11.360.031.396.135	22.358.699.725	2.004	508,08104	3,94
		2022	12.834.694.090.515	22.358.699.725	2.500	574,03580	4,36

52	ROTI	2020	3.227.671.047.731	6.186.488.000	1.360	521,72914	2,61
		2021	2.849.419.530.726	6.186.488.000	1.360	460,58758	2,95
		2022	2.681.158.538.764	6.186.488.000	1.320	433,38943	3,05
53	SKBM	2020	961.981.659.335	1.726.003.217	324	557,34639	0,58
		2021	992.485.493.010	1.730.103.217	360	573,65681	0,63
		2022	1.073.965.710.489	1.730.103.217	378	620,75239	0,61
54	SKLT	2020	406.954.570.727	690.740.500	1.565	589,15696	2,66
		2021	541.837.229.228	690.740.500	2.420	784,42951	3,09
		2022	590.753.527.421	690.740.500	1.950	855,24669	2,28
55	STTP	2020	2.673.298.199.144	1.310.000.000	9.500	2040,68565	4,66
		2021	3.300.848.622.529	1.310.000.000	7.550	2519,73177	3,00
		2022	3.928.398.773.915	1.310.000.000	7.650	2998,77769	2,55
56	ULTJ	2020	4.781.737.000.000	11.553.528.000	1.600	413,87678	3,87
		2021	5.138.126.000.000	11.553.528.000	1.570	444,72355	3,53
		2022	5.822.679.000.000	11.553.528.000	1.475	503,97411	2,93
57	BUDI	2020	1.322.156.000.000	4.498.997.362	99	293,87792	0,34
		2021	1.387.697.000.000	4.498.997.362	179	308,44584	0,58
		2022	1.445.037.000.000	4.498.997.362	226	321,19090	0,70
58	COCO	2020	112.068.982.561	560.247.438	700	200,03480	3,50
		2021	218.832.136.935	889.863.981	288	245,91639	1,17
		2022	204.293.087.838	889.863.981	268	229,57788	1,17
59	KEJU	2020	440.900.964.118	1.500.000.000	1.355	293,93398	4,61
		2021	585.825.528.987	1.500.000.000	1.185	390,55035	3,03
		2022	703.505.819.337	1.500.000.000	1.430	469,00388	3,05
60	PANI	2020	39.964.889.000	410.000.000	116	97,47534	1,19
		2021	41.980.901.000	410.000.000	1.725	102,39244	16,85

		2022	7.378.214.603.000	13.530.000.000	950	545,32259	1,74
61	PSGO	2020	1.210.227.962.735	18.850.000.000	119	64,20307	1,85
		2021	1.424.812.031.387	18.850.000.000	216	75,58685	2,86
		2022	1.686.092.119.450	18.850.000.000	146	89,44786	1,63
62	TBLA	2020	5.888.858.000.000	5.342.098.939	935	1102,34911	0,85
		2021	64.923.540.000.000	5.342.098.939	795	12153,18936	0,07
		2022	6.832.234.000.000	5.342.098.939	695	1278,94187	0,54
63	GGRM	2020	58.522.468.000.000	1.924.088.000	41.000	30415,69201	1,35
		2021	59.288.274.000.000	1.924.088.000	30.600	30813,70187	0,99
		2022	57.855.966.000.000	1.924.088.000	18.000	30069,29309	0,60
64	HMSP	2020	30.241.426.000.000	116.318.076.900	1.505	259,98905	5,79
		2021	29.191.406.000.000	116.318.076.900	965	250,96190	3,85
		2022	28.170.168.000.000	116.318.076.900	840	242,18220	3,47
65	WIIM	2020	1.185.851.841.509	2.099.873.760	540	564,72530	0,96
		2021	1.318.385.158.595	2.099.873.760	428	627,84020	0,68
		2022	1.500.927.506.265	2.099.873.760	630	714,77035	0,88
66	ITIC	2020	279.826.257.009	940.720.000	650	297,45967	2,19
		2021	324.679.509.187	940.720.000	274	345,13937	0,79
		2022	364.321.293.318	940.720.000	262	387,27920	0,68
67	DVLA	2020	1.326.287.143.000	1.120.000.000	2.420	1184,18495	2,04
		2021	1.380.798.261.000	1.120.000.000	2.750	1232,85559	2,23
		2022	1.403.620.581.000	1.120.000.000	2.370	1253,23266	1,89
68	KLBF	2020	18.276.082.144.080	46.875.122.110	1.480	389,88874	3,80
		2021	21.265.877.793.123	46.875.122.110	1.615	453,67088	3,56
		2022	22.097.328.202.389	46.875.122.110	2.090	471,40844	4,43
69	MERK	2020	612.683.025.000	448.000.000	3.280	1367,59604	2,40

		2021	684.043.788.000	448.000.000	3.690	1526,88346	2,42
		2022	757.241.649.000	448.000.000	4.750	1690,27154	2,81
70	PYFA	2020	157.631.750.155	535.080.000	975	294,59473	3,31
		2021	167.100.567.457	535.080.000	1.015	312,29081	3,25
		2022	442.357.487.241	535.080.000	865	826,71280	1,05
71	SCPI	2020	832.209.156.000	3.600.000	29.000	231169,21000	0,13
		2021	972.552.466.000	3.600.000	29.000	270153,46278	0,11
		2022	985.337.400.000	3.600.000	29.000	273704,83333	0,11
72	SIDO	2020	3.221.740.000.000	30.000.000.000	805	107,39133	7,50
		2021	3.471.185.000.000	30.000.000.000	865	115,70617	7,48
		2022	3.505.475.000.000	30.000.000.000	755	116,84917	6,46
73	PEHA	2020	740.909.054.000	840.000.000	1.695	882,03459	1,92
		2021	740.977.263.000	840.000.000	1.105	882,11579	1,25
		2022	771.816.074.000	840.000.000	685	918,82866	0,75
74	TSPC	2020	7.550.757.105.430	4.500.000.000	1.400	1677,94602	0,83
		2021	6.875.303.997.165	4.509.864.300	1.500	1524,50352	0,98
		2022	6.377.235.707.755	4.509.864.300	1.410	1414,06377	1,00
75	ADES	2020	70.508.000.000	589.896.800	1.460	119,52599	12,21
		2021	969.817.000.000	589.896.800	3.290	1644,04520	2,00
		2022	1.334.836.000.000	589.896.800	7.175	2262,82970	3,17
76	UNVR	2020	4.937.368.000.000	38.150.000.000	7.350	129,41987	56,79
		2021	4.321.269.000.000	38.150.000.000	4.110	113,27048	36,28
		2022	3.997.256.000.000	38.150.000.000	4.700	104,77735	44,86
77	WOOD	2020	2.959.921.468.593	6.306.250.000	560	469,36317	1,19
		2021	3.642.537.753.968	6.362.500.000	840	572,50102	1,47
		2022	3.760.607.401.264	6.437.500.000	362	584,17202	0,62

Lampiran 7 Kertas Kerja Komisaris Independen

No	Emiten	Tahun	Jumlah Komisaris Independen	Jumlah Seluruh Dewan Komisaris	Komisaris Independen
1	INTP	2020	2	6	0,33
		2021	3	7	0,43
		2022	3	7	0,43
2	SMBR	2020	2	4	0,50
		2021	2	4	0,50
		2022	2	4	0,50
3	SMCB	2020	1	3	0,33
		2021	1	4	0,25
		2022	1	3	0,33
4	SMGR	2020	2	7	0,29
		2021	2	7	0,29
		2022	2	7	0,29
5	WTON	2020	2	5	0,40
		2021	2	5	0,40
		2022	2	5	0,40
6	ARNA	2020	2	4	0,50
		2021	2	4	0,50
		2022	2	4	0,50
7	MARK	2020	1	2	0,50
		2021	1	2	0,50
		2022	1	2	0,50
8	MLIA	2020	2	4	0,50
		2021	2	4	0,50
		2022	2	5	0,40
9	CAKK	2020	1	2	0,50
		2021	1	2	0,50
		2022	1	2	0,50
10	ALKA	2020	1	3	0,33
		2021	1	3	0,33
		2022	1	3	0,33
11	BTON	2020	1	2	0,50
		2021	1	2	0,50
		2022	1	2	0,50
12	ISSP	2020	1	4	0,25
		2021	1	4	0,25
		2022	3	5	0,60

13	AGII	2020	2	6	0,33
		2021	2	6	0,33
		2022	2	6	0,33
14	DPNS	2020	1	3	0,33
		2021	1	3	0,33
		2022	1	3	0,33
15	EKAD	2020	0	2	0
		2021	0	2	0
		2022	1	2	0,50
16	INCI	2020	1	3	0,33
		2021	1	2	0,50
		2022	1	3	0,33
17	MOLI	2020	2	6	0,33
		2021	2	6	0,33
		2022	2	6	0,33
18	SRSN	2020	2	6	0,33
		2021	2	6	0,33
		2022	2	6	0,33
19	AKPI	2020	2	6	0,33
		2021	2	6	0,33
		2022	2	6	0,33
20	IGAR	2020	1	3	0,33
		2021	1	3	0,33
		2022	1	3	0,33
21	IMPC	2020	1	2	0,50
		2021	1	2	0,50
		2022	1	2	0,50
22	PBID	2020	1	2	0,50
		2021	1	2	0,50
		2022	1	2	0,50
23	ESIP	2020	1	2	0,50
		2021	1	2	0,50
		2022	1	2	0,50
24	TALF	2020	1	3	0,33
		2021	1	3	0,33
		2022	1	3	0,33
25	TRST	2020	1	3	0,33
		2021	1	3	0,33
		2022	1	3	0,33
26	SMKL	2020	1	3	0,33

		2021	1	3	0,33
		2022	1	3	0,33
27	CPIN	2020	1	3	0,33
		2021	1	3	0,33
		2022	1	3	0,33
28	JPFA	2020	2	4	0,50
		2021	1	3	0,33
		2022	3	5	0,60
29	IFII	2020	1	3	0,33
		2021	1	3	0,33
		2022	1	3	0,33
30	SINI	2020	1	2	0,50
		2021	1	2	0,50
		2022	1	2	0,50
31	ALDO	2020	1	3	0,33
		2021	1	3	0,33
		2022	1	3	0,33
32	FASW	2020	3	9	0,33
		2021	3	9	0,33
		2022	3	8	0,38
33	KDSI	2020	2	5	0,40
		2021	2	5	0,40
		2022	2	5	0,40
34	SPMA	2020	3	4	0,75
		2021	3	4	0,75
		2022	3	4	0,75
35	ASII	2020	3	10	0,30
		2021	5	11	0,45
		2022	5	11	0,45
36	INDS	2020	2	4	0,50
		2021	3	5	0,60
		2022	3	4	0,75
37	LPIN	2020	1	3	0,33
		2021	1	3	0,33
		2022	1	3	0,33
38	SMSM	2020	1	2	0,50
		2021	1	2	0,50
		2022	1	2	0,50
39	STAR	2020	1	2	0,50
		2021	1	2	0,50

		2022	1	2	0,50
40	UCID	2020	2	6	0,33
		2021	2	6	0,33
		2022	2	5	0,40
41	SCCO	2020	2	3	0,67
		2021	2	4	0,50
		2022	2	4	0,50
42	CCSI	2020	3	5	0,60
		2021	3	5	0,60
		2022	2	5	0,40
43	SLIS	2020	1	2	0,50
		2021	1	2	0,50
		2022	1	2	0,50
44	CEKA	2020	2	4	0,50
		2021	2	4	0,50
		2022	2	4	0,50
45	CLEO	2020	1	3	0,33
		2021	1	3	0,33
		2022	1	3	0,33
46	DLTA	2020	2	5	0,40
		2021	2	5	0,40
		2022	2	5	0,40
47	HOKI	2020	1	3	0,33
		2021	1	3	0,33
		2022	1	3	0,33
48	ICBP	2020	3	6	0,50
		2021	3	6	0,50
		2022	3	6	0,50
49	INDF	2020	3	8	0,38
		2021	3	8	0,38
		2022	3	8	0,38
50	MLBI	2020	3	6	0,50
		2021	3	6	0,50
		2022	3	6	0,50
51	MYOR	2020	2	5	0,40
		2021	2	5	0,40
		2022	2	5	0,40
52	ROTI	2020	1	3	0,33
		2021	1	3	0,33
		2022	1	3	0,33

53	SKBM	2020	1	3	0,33
		2021	1	3	0,33
		2022	1	3	0,33
54	SKLT	2020	1	3	0,33
		2021	1	3	0,33
		2022	1	3	0,33
55	STTP	2020	1	2	0,50
		2021	1	2	0,50
		2022	1	2	0,50
56	ULTJ	2020	2	4	0,50
		2021	2	4	0,50
		2022	2	4	0,50
57	BUDI	2020	1	3	0,33
		2021	1	3	0,33
		2022	1	3	0,33
58	COCO	2020	1	2	0,50
		2021	1	2	0,50
		2022	1	3	0,33
59	KEJU	2020	1	3	0,33
		2021	1	3	0,33
		2022	1	3	0,33
60	PANI	2020	1	2	0,50
		2021	1	3	0,33
		2022	1	3	0,33
61	PSGO	2020	1	3	0,33
		2021	1	3	0,33
		2022	1	3	0,33
62	TBLA	2020	1	3	0,33
		2021	1	3	0,33
		2022	1	3	0,33
63	GGRM	2020	2	4	0,50
		2021	2	4	0,50
		2022	2	4	0,50
64	HMSP	2020	2	4	0,50
		2021	2	4	0,50
		2022	2	4	0,50
65	WIIM	2020	1	3	0,33
		2021	1	3	0,33
		2022	1	3	0,33
66	ITIC	2020	1	2	0,50

		2021	1	2	0,50
		2022	1	2	0,50
67	DVLA	2020	2	7	0,29
		2021	2	7	0,29
		2022	2	6	0,33
68	KLBF	2020	3	7	0,43
		2021	3	7	0,43
		2022	3	7	0,43
69	MERK	2020	1	2	0,50
		2021	1	2	0,50
		2022	1	2	0,50
70	PYFA	2020	2	4	0,50
		2021	2	4	0,50
		2022	3	4	0,75
71	SCPI	2020	1	3	0,33
		2021	1	3	0,33
		2022	1	3	0,33
72	SIDO	2020	3	6	0,50
		2021	3	6	0,50
		2022	3	6	0,50
73	PEHA	2020	2	4	0,50
		2021	2	4	0,50
		2022	2	4	0,50
74	TSPC	2020	3	5	0,60
		2021	3	5	0,60
		2022	3	5	0,60
75	ADES	2020	1	3	0,33
		2021	1	3	0,33
		2022	1	3	0,33
76	UNVR	2020	5	6	0,83
		2021	5	6	0,83
		2022	5	6	0,83
77	WOOD	2020	2	4	0,50
		2021	2	4	0,50
		2022	1	2	0,50

Lampiran 8 Kertas Kerja Komite Audit

No	Emiten	Tahun	Jumlah Komite Audit
1	INTP	2020	3
		2021	3
		2022	3
2	SMBR	2020	3
		2021	3
		2022	3
3	SMCB	2020	3
		2021	3
		2022	3
4	SMGR	2020	4
		2021	3
		2022	3
5	WTON	2020	3
		2021	3
		2022	3
6	ARNA	2020	3
		2021	3
		2022	3
7	MARK	2020	3
		2021	3
		2022	3
8	MLIA	2020	3
		2021	3
		2022	3
9	CAKK	2020	3
		2021	3
		2022	3
10	ALKA	2020	3
		2021	3
		2022	3
11	BTON	2020	3
		2021	3
		2022	3
12	ISSP	2020	3
		2021	3
		2022	3

13	AGII	2020	3
		2021	3
		2022	3
14	DPNS	2020	3
		2021	3
		2022	3
15	EKAD	2020	3
		2021	3
		2022	3
16	INCI	2020	3
		2021	3
		2022	3
17	MOLI	2020	3
		2021	3
		2022	3
18	SRSN	2020	3
		2021	3
		2022	3
19	AKPI	2020	4
		2021	4
		2022	4
20	IGAR	2020	3
		2021	3
		2022	3
21	IMPC	2020	3
		2021	3
		2022	3
22	PBID	2020	3
		2021	3
		2022	3
23	ESIP	2020	3
		2021	3
		2022	3
24	TALF	2020	3
		2021	3
		2022	3
25	TRST	2020	3
		2021	3
		2022	3
26	SMKL	2020	3

		2021	3
		2022	3
27	CPIN	2020	4
		2021	3
		2022	3
28	JPFA	2020	3
		2021	3
		2022	3
29	IFII	2020	3
		2021	3
		2022	3
30	SINI	2020	3
		2021	3
		2022	3
31	ALDO	2020	3
		2021	3
		2022	3
32	FASW	2020	3
		2021	3
		2022	3
33	KDSI	2020	3
		2021	3
		2022	4
34	SPMA	2020	3
		2021	3
		2022	3
35	ASII	2020	4
		2021	4
		2022	4
36	INDS	2020	4
		2021	4
		2022	4
37	LPIN	2020	3
		2021	3
		2022	3
38	SMSM	2020	3
		2021	3
		2022	3
39	STAR	2020	3
		2021	3

		2022	3
40	UCID	2020	3
		2021	3
		2022	3
41	SCCO	2020	3
		2021	3
		2022	3
42	CCSI	2020	3
		2021	3
		2022	3
43	SLIS	2020	3
		2021	3
		2022	3
44	CEKA	2020	3
		2021	3
		2022	3
45	CLEO	2020	3
		2021	3
		2022	3
46	DLTA	2020	3
		2021	3
		2022	3
47	HOKI	2020	3
		2021	3
		2022	3
48	ICBP	2020	3
		2021	3
		2022	3
49	INDF	2020	3
		2021	3
		2022	3
50	MLBI	2020	3
		2021	3
		2022	3
51	MYOR	2020	3
		2021	3
		2022	3
52	ROTI	2020	3
		2021	3
		2022	3

53	SKBM	2020	3
		2021	3
		2022	3
54	SKLT	2020	3
		2021	3
		2022	3
55	STTP	2020	3
		2021	3
		2022	3
56	ULTJ	2020	3
		2021	3
		2022	3
57	BUDI	2020	3
		2021	3
		2022	3
58	COCO	2020	3
		2021	3
		2022	3
59	KEJU	2020	3
		2021	3
		2022	3
60	PANI	2020	3
		2021	3
		2022	3
61	PSGO	2020	3
		2021	3
		2022	3
62	TBLA	2020	3
		2021	3
		2022	3
63	GGRM	2020	3
		2021	3
		2022	3
64	HMSP	2020	3
		2021	3
		2022	3
65	WIIM	2020	3
		2021	3
		2022	3
66	ITIC	2020	3

		2021	3
		2022	3
67	DVLA	2020	3
		2021	3
		2022	3
68	KLBF	2020	3
		2021	3
		2022	3
69	MERK	2020	3
		2021	3
		2022	3
70	PYFA	2020	3
		2021	3
		2022	3
71	SCPI	2020	3
		2021	3
		2022	3
72	SIDO	2020	3
		2021	3
		2022	3
73	PEHA	2020	3
		2021	3
		2022	3
74	TSPC	2020	3
		2021	3
		2022	3
75	ADES	2020	3
		2021	3
		2022	3
76	UNVR	2020	3
		2021	3
		2022	4
77	WOOD	2020	3
		2021	3
		2022	3

Lampiran 9 Kertas Kerja Kepemilikan Institusional

No	Emiten	Tahun	Jumlah Saham Yang Dimiliki Institusional	Jumlah Saham Yang Beredar	Kepemilikan Institusional
1	INTP	2020	1.877.480.863	3.681.231.699	0,51
		2021	1.877.480.863	3.681.231.699	0,51
		2022	1.877.480.863	3.681.231.699	0,51
2	SMBR	2020	8.413.171.999	9.932.534.336	0,85
		2021	8.413.171.999	9.932.534.336	0,85
		2022	8.284.084.299	9.932.534.336	0,83
3	SMCB	2020	7.533.148.888	7.662.900.000	0,98
		2021	8.891.968.179	9.019.381.973	0,99
		2022	8.891.968.179	9.019.381.973	0,99
4	SMGR	2020	3.025.405.999	5.931.520.000	0,51
		2021	3.025.405.999	5.931.520.000	0,51
		2022	3.457.023.004	6.751.540.089	0,51
5	WTON	2020	5.827.147.749	8.715.466.600	0,67
		2021	5.754.634.749	8.715.466.600	0,66
		2022	5.754.634.749	8.715.466.600	0,66
6	ARNA	2020	1.030.000.000	7.341.430.976	0,14
		2021	1.037.195.000	7.341.430.976	0,14
		2022	1.037.195.000	7.341.430.976	0,14
7	MARK	2020	2.995.238.555	3.800.000.310	0,79
		2021	2.995.238.555	3.800.000.310	0,79
		2022	3.056.947.755	3.800.000.310	0,80
8	MLIA	2020	889.685.722	1.323.000.000	0,67
		2021	889.685.722	1.323.000.000	0,67
		2022	4.448.428.610	6.615.000.000	0,67
9	CAKK	2020	356.200.000	1.203.300.219	0,30
		2021	356.200.000	1.203.300.219	0,30
		2022	993.936.700	1.203.300.219	0,83
10	ALKA	2020	472.476.555	507.665.055	0,93
		2021	472.476.555	507.665.055	0,93
		2022	472.476.555	507.665.055	0,93
11	BTON	2020	0	720.000.000	0
		2021	0	720.000.000	0
		2022	0	720.000.000	0
12	ISSP	2020	4.430.063.930	7.185.992.035	0,62
		2021	4.500.063.930	7.185.992.035	0,63
		2022	4.520.063.930	7.185.992.035	0,63

13	AGII	2020	2.267.257.540	3.066.660.000	0,74
		2021	2.295.476.640	3.066.660.000	0,75
		2022	2.316.557.000	3.066.660.000	0,76
14	DPNS	2020	220.574.238	331.129.952	0,67
		2021	219.477.538	331.129.952	0,66
		2022	192.024.238	331.129.952	0,58
15	EKAD	2020	555.758.520	698.775.000	0,80
		2021	562.528.120	698.775.000	0,81
		2022	2.845.942.000	3.493.875.000	0,81
16	INCI	2020	0	196.121.237	0
		2021	0	196.121.237	0
		2022	0	196.121.237	0
17	MOLI	2020	1.273.978.791	2.334.888.498	0,55
		2021	1.518.049.072	2.724.036.581	0,56
		2022	1.542.418.905	2.724.036.581	0,57
18	SRSN	2020	1.974.198.800	6.020.000.000	0,33
		2021	1.974.198.800	6.020.000.000	0,33
		2022	1.974.198.800	6.020.000.000	0,33
19	AKPI	2020	477.478.323	612.248.000	0,78
		2021	477.621.023	612.248.000	0,78
		2022	477.621.023	612.248.000	0,78
20	IGAR	2020	824.612.420	972.204.500	0,85
		2021	824.612.420	972.204.500	0,85
		2022	824.612.420	972.204.500	0,85
21	IMPC	2020	4.349.189.854	4.833.500.000	0,90
		2021	4.306.689.854	4.833.500.000	0,89
		2022	4.309.772.454	4.933.500.000	0,87
22	PBID	2020	1.400.000.000	1.875.000.000	0,75
		2021	1.400.000.000	1.875.000.000	0,75
		2022	1.400.000.000	1.875.000.000	0,75
23	ESIP	2020	354.400.000	640.000.005	0,55
		2021	354.400.000	640.347.707	0,55
		2022	354.400.000	1.109.937.083	0,32
24	TALF	2020	1.345.715.600	1.353.435.000	0,99
		2021	1.345.715.600	1.353.435.000	0,99
		2022	1.345.715.600	1.353.435.000	0,99
25	TRST	2020	1.622.167.825	2.808.000.000	0,58
		2021	1.622.167.825	2.808.000.000	0,58
		2022	1.610.851.175	2.808.000.000	0,57
26	SMKL	2020	2.750.000.000	3.400.000.005	0,81

		2021	2.750.000.000	3.401.381.246	0,81
		2022	2.866.069.400	3.418.085.290	0,84
27	CPIN	2020	0	16.398.000.000	0
		2021	0	16.398.000.000	0
		2022	0	16.398.000.000	0
28	JPFA	2020	0	11.726.575.201	0
		2021	0	11.726.575.201	0
		2022	0	11.726.575.201	0
29	IFII	2020	7.153.200.000	9.412.000.000	0,76
		2021	7.153.200.000	9.412.000.000	0,76
		2022	7.153.200.000	9.412.000.000	0,76
30	SINI	2020	0	468.300.850	0
		2021	0	468.300.850	0
		2022	0	481.000.000	0
31	ALDO	2020	855.877.869	1.100.000.000	0,78
		2021	905.285.892	1.316.856.020	0,69
		2022	905.285.892	1.316.856.309	0,69
32	FASW	2020	2.470.733.140	2.477.888.787	1,00
		2021	2.470.733.140	2.477.888.787	1,00
		2022	2.470.733.140	2.477.888.787	1,00
33	KDSI	2020	317.691.000	405.000.000	0,78
		2021	317.891.800	405.000.000	0,78
		2022	317.891.800	405.000.000	0,78
34	SPMA	2020	1.953.225.197	2.114.570.958	0,92
		2021	2.578.257.260	2.791.233.198	0,92
		2022	2.913.430.702	3.154.092.216	0,92
35	ASII	2020	20.288.255.040	40.483.553.140	0,50
		2021	20.288.255.040	40.483.553.140	0,50
		2022	20.288.255.040	40.483.553.140	0,50
36	INDS	2020	578.210.207	656.249.710	0,88
		2021	578.210.207	656.249.710	0,88
		2022	578.210.207	656.249.710	0,88
37	LPIN	2020	347.246.400	425.000.000	0,82
		2021	347.246.400	425.000.000	0,82
		2022	347.246.400	425.000.000	0,82
38	SMSM	2020	3.347.263.708	5.758.675.440	0,58
		2021	3.347.263.708	5.758.675.440	0,58
		2022	2.910.392.136	5.758.675.440	0,51
39	STAR	2020	1.544.925.000	4.800.000.602	0,32
		2021	1.544.925.000	4.800.000.602	0,32

		2022	1.544.925.000	4.800.000.602	0,32
40	UCID	2020	0	4.143.312.300	0
		2021	0	4.143.312.300	0
		2022	0	4.143.312.300	0
41	SCCO	2020	154.275.640	205.583.400	0,75
		2021	154.275.640	205.583.400	0,75
		2022	154.275.640	205.583.400	0,75
42	CCSI	2020	596.133.568	1.000.000.000	0,60
		2021	715.360.281	1.199.999.998	0,60
		2022	715.360.281	1.199.999.998	0,60
43	SLIS	2020	1.425.000.000	2.000.000.000	0,71
		2021	1.425.000.000	2.000.000.000	0,71
		2022	1.360.000.000	2.000.000.000	0,68
44	CEKA	2020	547.261.000	595.000.000	0,92
		2021	517.771.000	595.000.000	0,87
		2022	517.771.000	595.000.000	0,87
45	CLEO	2020	9.764.900.000	12.000.000.000	0,81
		2021	9.764.900.000	12.000.000.000	0,81
		2022	9.764.900.000	12.000.000.000	0,81
46	DLTA	2020	677.261.850	800.659.050	0,85
		2021	677.261.850	800.659.050	0,85
		2022	677.261.850	800.659.050	0,85
47	HOKI	2020	1.571.428.570	2.419.438.170	0,65
		2021	6.285.714.280	9.677.752.680	0,65
		2022	6.285.714.280	9.677.752.680	0,65
48	ICBP	2020	0	11.661.908.000	0
		2021	0	11.661.908.000	0
		2022	0	11.661.908.000	0
49	INDF	2020	4.396.103.450	8.780.426.500	0,50
		2021	4.396.103.450	8.780.426.500	0,50
		2022	4.396.103.450	8.780.426.500	0,50
50	MLBI	2020	1.723.151.000	2.107.000.000	0,82
		2021	1.723.151.000	2.107.000.000	0,82
		2022	1.881.951.000	2.107.000.000	0,89
51	MYOR	2020	13.207.471.425	22.358.699.725	0,59
		2021	13.207.471.425	22.358.699.725	0,59
		2022	13.207.471.425	22.358.699.725	0,59
52	ROTI	2020	5.122.874.922	6.186.488.000	0,83
		2021	5.152.148.922	6.186.488.000	0,83
		2022	5.152.148.922	6.186.488.000	0,83

53	SKBM	2020	1.323.097.448	1.726.003.217	0,77
		2021	1.161.259.762	1.730.103.217	0,67
		2022	1.263.086.410	1.730.103.217	0,73
54	SKLT	2020	580.615.000	690.740.500	0,84
		2021	473.162.064	690.740.500	0,69
		2022	473.162.064	690.740.500	0,69
55	STTP	2020	743.600.500	1.310.000.000	0,57
		2021	743.600.500	1.310.000.000	0,57
		2022	743.600.500	1.310.000.000	0,57
56	ULTJ	2020	2.472.304.260	11.553.528.000	0,21
		2021	2.472.304.260	11.553.528.000	0,21
		2022	2.472.304.260	11.553.528.000	0,21
57	BUDI	2020	2.602.568.831	4.498.997.362	0,58
		2021	2.602.568.831	4.498.997.362	0,58
		2022	2.688.568.831	4.498.997.362	0,60
58	COCO	2020	297.602.173	560.247.438	0,53
		2021	378.980.123	889.863.981	0,43
		2022	592.106.387	889.863.981	0,67
59	KEJU	2020	1.066.104.600	1.500.000.000	0,71
		2021	1.066.104.600	1.500.000.000	0,71
		2022	1.087.251.600	1.500.000.000	0,72
60	PANI	2020	0	410.000.000	0
		2021	328.000.000	410.000.000	0,80
		2022	11.916.115.044	13.530.000.000	0,88
61	PSGO	2020	14.400.000.000	18.850.000.000	0,76
		2021	14.400.000.000	18.850.000.000	0,76
		2022	14.400.000.000	18.850.000.000	0,76
62	TBLA	2020	2.952.176.492	5.342.098.939	0,55
		2021	2.952.176.492	5.342.098.939	0,55
		2022	3.103.376.492	5.342.098.939	0,58
63	GGRM	2020	1.453.589.500	1.924.088.000	0,76
		2021	1.453.589.500	1.924.088.000	0,76
		2022	1.453.589.500	1.924.088.000	0,76
64	HMSP	2020	107.594.221.125	116.318.076.900	0,92
		2021	107.594.221.125	116.318.076.900	0,92
		2022	107.594.221.125	116.318.076.900	0,92
65	WIIM	2020	0	2.099.873.760	0
		2021	0	2.099.873.760	0
		2022	0	2.099.873.760	0
66	ITIC	2020	66.000.000	940.720.000	0,07

		2021	66.000.000	940.720.000	0,07
		2022	66.000.000	940.720.000	0,07
67	DVLA	2020	1.031.800.912	1.120.000.000	0,92
		2021	1.031.800.912	1.120.000.000	0,92
		2022	1.031.800.912	1.120.000.000	0,92
68	KLBF	2020	26.751.692.485	46.875.122.110	0,57
		2021	27.148.327.585	46.875.122.110	0,58
		2022	27.182.158.685	46.875.122.110	0,58
69	MERK	2020	388.194.920	448.000.000	0,87
		2021	388.194.920	448.000.000	0,87
		2022	388.194.920	448.000.000	0,87
70	PYFA	2020	392.947.014	535.080.000	0,73
		2021	394.770.714	535.080.000	0,74
		2022	404.379.614	535.080.000	0,76
71	SCPI	2020	3.556.336	3.600.000	0,99
		2021	3.556.336	3.600.000	0,99
		2022	3.556.336	3.600.000	0,99
72	SIDO	2020	24.300.000.000	30.000.000.000	0,81
		2021	24.478.282.442	30.000.000.000	0,82
		2022	23.278.282.442	30.000.000.000	0,78
73	PEHA	2020	476.901.860	840.000.000	0,57
		2021	476.901.860	840.000.000	0,57
		2022	476.901.860	840.000.000	0,57
74	TSPC	2020	3.674.161.618	4.500.000.000	0,82
		2021	3.704.766.118	4.509.864.300	0,82
		2022	3.773.630.518	4.509.864.300	0,84
75	ADES	2020	539.896.713	589.896.800	0,92
		2021	539.896.713	589.896.800	0,92
		2022	539.896.713	589.896.800	0,92
76	UNVR	2020	0	38.150.000.000	0
		2021	0	38.150.000.000	0
		2022	0	38.150.000.000	0
77	WOOD	2020	4.532.469.620	6.306.250.000	0,72
		2021	4.573.835.000	6.362.500.000	0,72
		2022	4.573.835.000	6.437.500.000	0,71

Lampiran 10 Kertas Kerja Kepemilikan Manajerial

No	Emiten	Tahun	Jumlah Saham Yang Dimiliki Manajerial	Jumlah Saham Yang Beredar	Kepemilikan Manajerial
1	INTP	2020	0	3.681.231.699	0
		2021	0	3.681.231.699	0
		2022	0	3.681.231.699	0
2	SMBR	2020	0	9.932.534.336	0
		2021	0	9.932.534.336	0
		2022	0	9.932.534.336	0
3	SMCB	2020	0	7.662.900.000	0
		2021	0	9.019.381.973	0
		2022	0	9.019.381.973	0
4	SMGR	2020	0	5.931.520.000	0
		2021	0	5.931.520.000	0
		2022	0	6.751.540.089	0
5	WTON	2020	745578000	8.715.466.600	0,09
		2021	63237600	8.715.466.600	0,01
		2022	33.432.600	8.715.466.600	0
6	ARNA	2020	2.740.000.000	7.341.430.976	0,37
		2021	2.739.979.400	7.341.430.976	0,37
		2022	2.739.979.400	7.341.430.976	0,37
7	MARK	2020	100.102.055	3.800.000.310	0,03
		2021	100.102.055	3.800.000.310	0,03
		2022	56.032.555	3.800.000.310	0,01
8	MLIA	2020	0	1.323.000.000	0
		2021	0	1.323.000.000	0
		2022	0	6.615.000.000	0
9	CAKK	2020	547.100.000	1.203.300.219	0,45
		2021	547.100.000	1.203.300.219	0,45
		2022	0	1.203.300.219	0
10	ALKA	2020	0	507.665.055	0
		2021	0	507.665.055	0
		2022	0	507.665.055	0
11	BTON	2020	680.036.000	720.000.000	0,94
		2021	688.500.000	720.000.000	0,96
		2022	690.540.000	720.000.000	0,96
12	ISSP	2020	0	7.185.992.035	0
		2021	0	7.185.992.035	0
		2022	0	7.185.992.035	0

13	AGII	2020	191.229.100	3.066.660.000	0,06
		2021	140.705.100	3.066.660.000	0,05
		2022	121.492.700	3.066.660.000	0,04
14	DPNS	2020	19.548.897	331.129.952	0,06
		2021	19.548.897	331.129.952	0,06
		2022	19.548.897	331.129.952	0,06
15	EKAD	2020	0	698.775.000	0
		2021	0	698.775.000	0
		2022	0	3.493.875.000	0
16	INCI	2020	100.831.373	196.121.237	0,51
		2021	100.605.307	196.121.237	0,51
		2022	101.306.907	196.121.237	0,52
17	MOLI	2020	881.875.507	2.334.888.498	0,38
		2021	1.022.061.814	2.724.036.581	0,38
		2022	986.896.981	2.724.036.581	0,36
18	SRSN	2020	3.050.642.390	6.020.000.000	0,51
		2021	3.079.559.890	6.020.000.000	0,51
		2022	2.946.227.889	6.020.000.000	0,49
19	AKPI	2020	31.072.621	612.248.000	0,05
		2021	31.072.621	612.248.000	0,05
		2022	31.072.621	612.248.000	0,05
20	IGAR	2020	0	972.204.500	0
		2021	0	972.204.500	0
		2022	0	972.204.500	0
21	IMPC	2020	81.478.000	4.833.500.000	0,02
		2021	81.478.000	4.833.500.000	0,02
		2022	56.478.000	4.933.500.000	0,01
22	PBID	2020	214.993.800	1.875.000.000	0,11
		2021	214.993.800	1.875.000.000	0,11
		2022	214.993.800	1.875.000.000	0,11
23	ESIP	2020	95.600.000	640.000.005	0,15
		2021	70.406.000	640.347.707	0,11
		2022	352.581.862	1.109.937.083	0,32
24	TALF	2020	0	1.353.435.000	0
		2021	0	1.353.435.000	0
		2022	0	1.353.435.000	0
25	TRST	2020	176.023.159	2.808.000.000	0,06
		2021	176.023.159	2.808.000.000	0,06
		2022	245.072.957	2.808.000.000	0,09
26	SMKL	2020	65.263.000	3.400.000.005	0,02

		2021	146.287.700	3.401.381.246	0,04
		2022	141.987.700	3.418.085.290	0,04
27	CPIN	2020	0	16.398.000.000	0
		2021	0	16.398.000.000	0
		2022	0	16.398.000.000	0
28	JPFA	2020	0	11.726.575.201	0
		2021	0	11.726.575.201	0
		2022	0	11.726.575.201	0
29	IFII	2020	562.600.000	9.412.000.000	0,06
		2021	562.600.000	9.412.000.000	0,06
		2022	562.600.000	9.412.000.000	0,06
30	SINI	2020	275.000.000	468.300.850	0,59
		2021	275.000.000	468.300.850	0,59
		2022	0	481.000.000	0
31	ALDO	2020	106.159.231	1.100.000.000	0,10
		2021	107.159.231	1.316.856.020	0,08
		2022	101.595.582	1.316.856.309	0,08
32	FASW	2020	0	2.477.888.787	0
		2021	0	2.477.888.787	0
		2022	0	2.477.888.787	0
33	KDSI	2020	44.598.700	405.000.000	0,11
		2021	44.825.200	405.000.000	0,11
		2022	22.572.000	405.000.000	0,06
34	SPMA	2020	0	2.114.570.958	0
		2021	0	2.791.233.198	0
		2022	0	3.154.092.216	0
35	ASII	2020	23.523.900	40.483.553.140	0
		2021	12.695.600	40.483.553.140	0
		2022	11.695.600	40.483.553.140	0
36	INDS	2020	2.683.334	656.249.710	0
		2021	2.699.584	656.249.710	0
		2022	2.699.784	656.249.710	0
37	LPIN	2020	0	425.000.000	0
		2021	0	425.000.000	0
		2022	0	425.000.000	0
38	SMSM	2020	459.569.652	5.758.675.440	0,08
		2021	459.569.652	5.758.675.440	0,08
		2022	459.569.652	5.758.675.440	0,08
39	STAR	2020	0	4.800.000.602	0
		2021	0	4.800.000.602	0

		2022	0	4.800.000.602	0
40	UCID	2020	0	4.143.312.300	0
		2021	0	4.143.312.300	0
		2022	0	4.143.312.300	0
41	SCCO	2020	0	205.583.400	0
		2021	0	205.583.400	0
		2022	0	205.583.400	0
42	CCSI	2020	203.866.432	1.000.000.000	0,20
		2021	244.639.718	1.199.999.998	0,20
		2022	354.980.918	1.199.999.998	0,30
43	SLIS	2020	75.000.000	2.000.000.000	0,04
		2021	75.000.000	2.000.000.000	0,04
		2022	75.000.000	2.000.000.000	0,04
44	CEKA	2020	0	595.000.000	0
		2021	118.200	595.000.000	0
		2022	250.000	595.000.000	0
45	CLEO	2020	0	12.000.000.000	0
		2021	0	12.000.000.000	0
		2022	0	12.000.000.000	0
46	DLTA	2020	0	800.659.050	0
		2021	0	800.659.050	0
		2022	0	800.659.050	0
47	HOKI	2020	82.960.330	2.419.438.170	0,03
		2021	333.841.320	9.677.752.680	0,03
		2022	336.266.320	9.677.752.680	0,03
48	ICBP	2020	0	11.661.908.000	0
		2021	0	11.661.908.000	0
		2022	0	11.661.908.000	0
49	INDF	2020	1.380.020	8.780.426.500	0
		2021	1.380.020	8.780.426.500	0
		2022	1.380.020	8.780.426.500	0
50	MLBI	2020	0	2.107.000.000	0
		2021	0	2.107.000.000	0
		2022	0	2.107.000.000	0
51	MYOR	2020	5.638.834.400	22.358.699.725	0,25
		2021	5.643.777.700	22.358.699.725	0,25
		2022	5.643.777.700	22.358.699.725	0,25
52	ROTI	2020	0	6.186.488.000	0
		2021	0	6.186.488.000	0
		2022	0	6.186.488.000	0

53	SKBM	2020	38.304.991	1.726.003.217	0,02
		2021	38.304.991	1.730.103.217	0,02
		2022	39.624.185	1.730.103.217	0,02
54	SKLT	2020	5.687.044	690.740.500	0,01
		2021	5.687.044	690.740.500	0,01
		2022	3.658.266	690.740.500	0,01
55	STTP	2020	42.744.400	1.310.000.000	0,03
		2021	42.744.400	1.310.000.000	0,03
		2022	41.750.800	1.310.000.000	0,03
56	ULTJ	2020	5.565.634.360	11.553.528.000	0,48
		2021	5.598.964.960	11.553.528.000	0,48
		2022	5.598.964.960	11.553.528.000	0,48
57	BUDI	2020	0	4.498.997.362	0
		2021	0	4.498.997.362	0
		2022	0	4.498.997.362	0
58	COCO	2020	0	560.247.438	0
		2021	0	889.863.981	0
		2022	0	889.863.981	0
59	KEJU	2020	375.000.000	1.500.000.000	0,25
		2021	271.875.000	1.500.000.000	0,18
		2022	4.801.900	1.500.000.000	0
60	PANI	2020	260.000.000	410.000.000	0,63
		2021	0	410.000.000	0
		2022	0	13.530.000.000	0
61	PSGO	2020	1.600.000.000	18.850.000.000	0,08
		2021	1.600.000.000	18.850.000.000	0,08
		2022	1.600.000.000	18.850.000.000	0,08
62	TBLA	2020	4.676.000	5.342.098.939	0
		2021	4.676.000	5.342.098.939	0
		2022	4.676.000	5.342.098.939	0
63	GGRM	2020	12.946.930	1.924.088.000	0,01
		2021	12.946.930	1.924.088.000	0,01
		2022	12.946.930	1.924.088.000	0,01
64	HMSP	2020	0	116.318.076.900	0
		2021	0	116.318.076.900	0
		2022	0	116.318.076.900	0
65	WIIM	2020	806.848.726	2.099.873.760	0,38
		2021	811.184.626	2.099.873.760	0,39
		2022	1.129.966.737	2.099.873.760	0,54
66	ITIC	2020	600.660.000	940.720.000	0,64

		2021	600.660.000	940.720.000	0,64
		2022	600.660.000	940.720.000	0,64
67	DVLA	2020	0	1.120.000.000	0
		2021	0	1.120.000.000	0
		2022	0	1.120.000.000	0
68	KLBF	2020	0	46.875.122.110	0
		2021	0	46.875.122.110	0
		2022	0	46.875.122.110	0
69	MERK	2020	0	448.000.000	0
		2021	0	448.000.000	0
		2022	0	448.000.000	0
70	PYFA	2020	0	535.080.000	0
		2021	0	535.080.000	0
		2022	0	535.080.000	0
71	SCPI	2020	0	3.600.000	0
		2021	0	3.600.000	0
		2022	0	3.600.000	0
72	SIDO	2020	0	30.000.000.000	0
		2021	3.170.618	30.000.000.000	0
		2022	4.450.018	30.000.000.000	0
73	PEHA	2020	77.533.750	840.000.000	0,09
		2021	76.393.550	840.000.000	0,09
		2022	84.647.050	840.000.000	0,10
74	TSPC	2020	0	4.500.000.000	0
		2021	0	4.509.864.300	0
		2022	0	4.509.864.300	0
75	ADES	2020	0	589.896.800	0
		2021	0	589.896.800	0
		2022	0	589.896.800	0
76	UNVR	2020	0	38.150.000.000	0
		2021	0	38.150.000.000	0
		2022	0	38.150.000.000	0
77	WOOD	2020	546.300	6.306.250.000	0
		2021	0	6.362.500.000	0
		2022	75.000.000	6.437.500.000	0,01

Lampiran 11 Hasil Perhitungan Statistik Deskriptif

Variabel	Indikator	N	Min	Max	Mean	Std. Deviasi
Integritas Laporan Keuangan	Y	231	0,07	56,79	3,03	6,64
Komisaris Independen	X1	231	0	0,83	0,42	0,12
Komite Audit	X2	231	3	4	3,06	0,23
Kepemilikan Institusional	X3	231	0	1,00	0,61	0,30
Kepemilikan Manajerial	X4	231	0	0,96	0,09	0,19

Lampiran 12 Hasil Uji Collinearity Statistic (VIF)

	VIF
Integritas Laporan Keuangan	1.000
Kepemilikan Institusional	1.000
Kepemilikan Manajerial	1.000
Komisaris Independen	1.000
Komite Audit	1.000

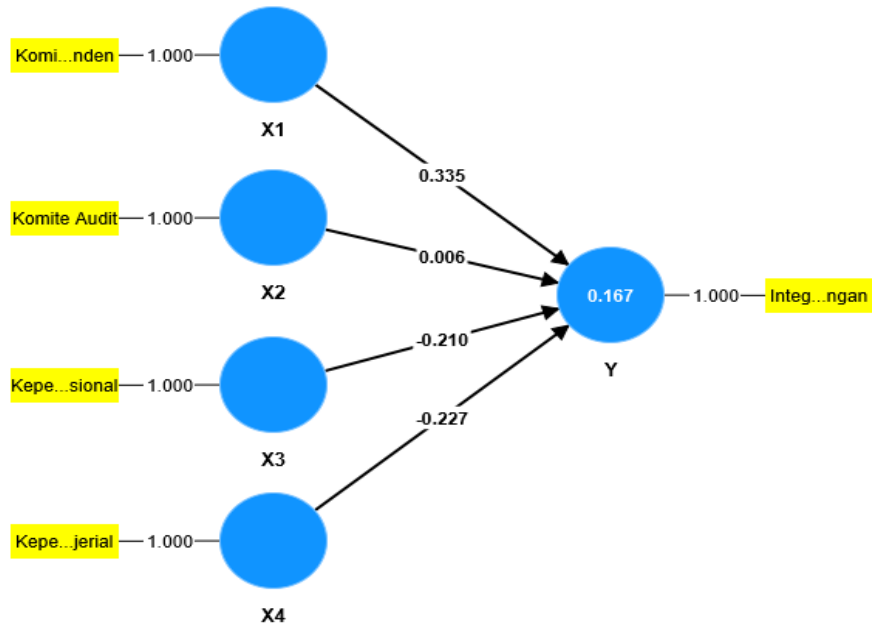
Lampiran 13 Hasil Uji R-Square

	R-square	R-square adjusted
Y	0.167	0.153

Lampiran 14 Hasil Uji F-Square

	X1	X2	X3	X4	Y
X1					0.130
X2					0.000
X3					0.034
X4					0.041
Y					

Lampiran 15 Hasil Struktural Model



Lampiran 16 Hasil Path Coefficients dan P Value

	<i>Path Coefficients</i>	P Value	Hasil
Komisaris Independen	0.335	0,000	Diterima
Komite Audit	0.006	0,942	Diterima
Kepemilikan Institusional	-0.210	0,046	Ditolak
Kepemilikan Manajerial	-0.227	0,002	Diterima

Lampiran 17 Hasil Bootstrapping

	Original Sample (O)	Sample mean (M)	Standard Deviation (STDEV)	T statistics (O/STDEV)	P values
X1 -> Y	0.335	0.325	0.086	3.893	0.000
X2 -> Y	0.006	0.001	0.090	0.072	0.942
X3 -> Y	-0.210	-0.189	0.105	1.997	0.046
X4 -> Y	-0.227	-0.214	0.073	3.110	0.002