

LAMPIRAN - LAMPIRAN



Lampiran 1 lembar Expert Judgement 1 Skala Pet Attachment

SURAT PERSETUJUAN EXPERT JUDGMENT

Nama : Setyani Alfinuha, M.Psi., Psikolog
Pekerjaan : Dosen
Instansi : Universitas Muhammadiyah Gresik


Dengan ini menyatakan instrument / alat ukur Pet Attachment (Variabel X) dalam penelitian dengan judul "Pengaruh Pet Attachment terhadap Psychological Well Being Pemilik Hewan Peliharaan di Kota Gresik." oleh mahasiswa S1:


Nama : Rizka Wahidah
NIM : 180701056
Program Studi : Psikologi

Dapat (disetujui/disetujui dengan perbaikan) dan layak digunakan dalam penelitian. Demikian surat persetujuan ini dibuat agar dapat dipergunakan sebagaimana mestinya.

Bacalah dengan seksama aitem – aitem yang tertera pada alat ukur yang telah disediakan. Lalu beri tanda centang pada kolom yang telah di sediakan apabila aitem-aitem tersebut telah mewakili dimensi maupun indikator.

Gresik, 24 November 2022
Expert Judgment,


(Setyani Alfinuha, M.Psi.,
Psikolog)
NIP. 07112108441



CS Papan dan Gambar-Cat-Gambar

Lampiran 2 lembar Expert Judgment 2 Skala Pet Attachment

SURAT PERSETUJUAN EXPERT JUDGMENT

Nama : Muhimmatul Hasanah, S.Psi., M.A
Pekerjaan : Dosen
Instansi : Universitas Muhammadiyah Gresik


Dengan ini menyatakan instrument / alat ukur Pet Attachment (Variabel Y) dalam penelitian dengan judul "Pengaruh Pet Attachment terhadap Psychological Well Being Pemilik Hewan Peliharaan di Kota Gresik." oleh mahasiswa S1:


Nama : Rizka Wahidah
NIM : 180701056
Program Studi : Psikologi

Dapat (disetujui/ditolak) dengan perbaikan dan layak digunakan dalam penelitian. Demikian surat persetujuan ini dibuat agar dapat dipergunakan sebagaimana mestinya.

Bacalah dengan seksama aitem – aitem yang tertera pada alat ukur yang telah disediakan. Lalu beri tanda centang pada kolom yang telah disediakan apabila aitem-aitem tersebut telah mewakili dimensi maupun indikator.

Gresik, 24 November 2022
Expert Judgment,


(Muhimmatul Hasanah, S.Psi., M.A)
NIP. 07130909206



CS Scanned dengan CamScanner

Lampiran 3 lembar Expert judgement 3 Skala Pet Attachment

SURAT PERSETUJUAN *EXPERT JUDGMENT*

Nama : Ima Fitri Sholichah, S. Psi., M.A
Pekerjaan : Dosen
Instansi : Universitas Muhammadiyah Gresik

Dengan ini menyatakan instrument / alat ukur Pet Attachment (Variabel Y) dalam penelitian dengan judul "Pengaruh Pet Attachment terhadap Psychological Well Being Pemilik Hewan Peliharaan di Kota Gresik" oleh mahasiswa S1.


Nama : Rizka Wahidah
NIM : 180701056
Program Studi : Psikologi

Dapat (disetujui/disetujui dengan perbaikan) dan layak digunakan dalam penelitian. Demikian surat persetujuan ini dibuat agar dapat dipergunakan sebagaimana mestinya.

Bacalah dengan seksama aitem – aitem yang tertera pada alat ukur yang telah disediakan. Lalu beri tanda centang pada kolom yang telah di sediakan apabila aitem-aitem tersebut telah mewakili dimensi maupun indikator.

Gresik, 24 November 2022

Expert Judgment,


(Ima Fitri Sholichah, S. Psi., M.A)
NIP. 07111803216

Lampiran 4 lembar inforcement concent

Pengantar

Assalamualaikum Wr Wb,

Teman-teman yang saya hormati,

Perkenalkan saya Rizka Wahidah mahasiswa Psikologi Universitas Muhammadiyah Gresik yang saat ini sedang melakukan penelitian terkait dengan tugas akhir saya, oleh karenanya saya mengharapkan bantuan dari saudara untuk menjawab pernyataan-pernyataan di dalam kuesioner ini.

Perlu diketahui bahwa pernyataan-pernyataan yang ada tidak memiliki jawaban benar ataupun salah, sehingga diharapkan saudara mengisi sesuai dengan keadaan diri saudara yang sesungguhnya. Jawaban saudara akan saya jaga kerahasiaannya dan hanya digunakan untuk keperluan penelitian.

IDENTITAS DIRI

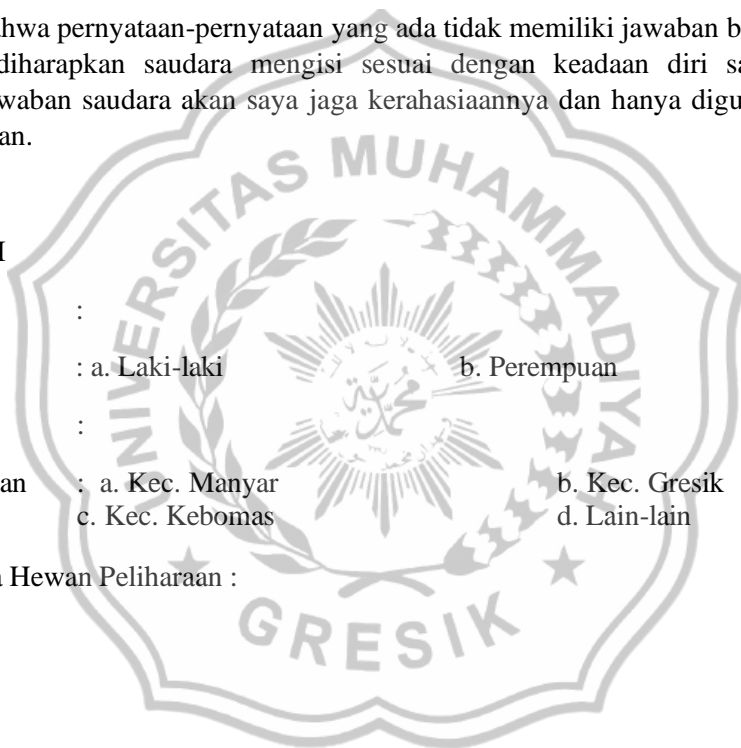
Nama / Inisial :

Gender : a. Laki-laki b. Perempuan

Usia :

Domisili Kecamatan : a. Kec. Manyar b. Kec. Gresik
c. Kec. Kebomas d. Lain-lain

Lama Memelihara Hewan Peliharaan :



PENGARUH PET ATTACHMENT TERHADAP PSYCHOLOGICAL WELL BEING PEMILIK HEWAN PELIHARAAN DI KOTA GRESIK



AndienLailan Wb.
Teman-teman yang saya hormati,

Perkenalkan saya Rizka Wahidah Mahasiswa Fakultas Psikologi Universitas Muhammadiyah Gresik. Saat ini saya sedang melakukan penelitian dengan judul "PENGARUH PET ATTACHMENT TERHADAP PSYCHOLOGICAL WELL BEING PEMILIK HEWAN PELIHARAAN DI KOTA GRESIK" untuk memenuhi tugas akhir saya. Oleh karena itu, saya memohon kesediaan teman-teman untuk berpartisipasi dalam penelitian.

Kriteria kriteria partisipan yang dibutuhkan adalah

1. Laki-Laki/Perempuan
2. Usia minimal 17 tahun
3. Memiliki Kucing
4. Domisili Kota Gresik

Jika teman-teman memenuhi kriteria tersebut dan bersedia ikut berpartisipasi dalam penelitian saya, saya memohon kesediaan untuk dapat mengisi kuesioner saya di link berikut:

 <https://forms.gle/ytAYhCP5LB3DZz8j6> 

Data dalam penelitian ini dijamin kerahasiaannya dan digunakan untuk kepe... [Baca selengkapnya](#)

06.31 ✓

Lampiran 5 petunjuk pengisian kusioner

Kuesioner Pet Attachment

PETUNJUK PENGISIAN

Baca dan pahami dengan baik setiap pernyataan. Anda diminta untuk mengemukakan apakah pernyataan tersebut sesuai dengan diri anda, dengan cara memberikan tanda centang (v) pada kotak yang sesuai. Tidak ada jawaban salah dalam pengisian angket ini, semua jawaban adalah benar, yang terpenting adalah menjawab sesuai keadaan rekan-rekan alami. Data akan saya jaga kerahasiaannya dan hanya digunakan untuk kepentingan penelitian.


Terdapat empat jawaban alternatif untuk pernyataan masing-masing yaitu :

SS : Sangat Sesuai

S : Sesuai

TS : Tidak Sesuai

STS : Sangat Tidak Sesuai



Kuesioner Psychological Well Being

PETUNJUK PENGISIAN

Baca dan pahami dengan baik setiap pernyataan. Anda diminta untuk mengemukakan apakah pernyataan tersebut sesuai dengan diri anda, dengan cara memberikan tanda centang (v) pada kotak yang sesuai. Tidak ada jawaban salah dalam pengisian angket ini, semua jawaban adalah benar, yang terpenting adalah menjawab sesuai keadaan rekan-rekan alami. Data akan saya jaga kerahasiaannya dan hanya digunakan untuk kepentingan penelitian.

Terdapat lima jawaban alternatif untuk pernyataan masing-masing yaitu :

SS : Sangat Sesuai

AS : Agak Sesuai

S : Sesuai

TS : Tidak Sesuai

STS : Sangat Tidak Sesuai



Lampiran 6 Kuesioner penelitian

Skala Pet Attachment

| No. | Pernyataan | SS | S | TS | STS |
|-----|---|----|---|----|-----|
| 1. | Saya lebih memilih untuk menjaga jarak dari hewan peliharaan saya. | | | | |
| 2. | Saya memilih dekat dengan hewan peliharaan saya | | | | |
| 3. | Saya mencoba untuk menghindari terlalu dekat dengan hewan peliharaan saya | | | | |
| 4. | Saya merasa khawatir jika berpisah dengan hewan peliharaan saya untuk waktu yang lama. | | | | |
| 5. | Saya sering khawatir tentang apa yang akan saya lakukan jika sesuatu yang buruk terjadi pada hewan peliharaan saya. | | | | |
| 6. | Saya merasa frustrasi ketika hewan peliharaan saya tidak berada di sekitar saya seperti yang saya inginkan. | | | | |
| 7. | Saya tidak menginginkan hewan peliharaan saya ada di dekat saya. | | | | |
| 8. | Saya merasa khawatir ketika jauh dari hewan peliharaan saya untuk waktu yang lama. | | | | |
| 9. | Dekat dengan hewan peliharaan saya merupakan sesuatu yang menyenangkan bagi saya. | | | | |
| 10. | Saya merasa frustrasi jika hewan peliharaan saya tidak ada untuk saya saat saya membutuhkannya | | | | |
| 11. | Saya sering merasa bahwa hewan peliharaan saya tidak mengizinkan saya untuk berada di dekatnya. | | | | |
| 12. | Saya merasa ingin selalu dekat dengan hewan peliharaan saya | | | | |
| 13. | Saya tidak nyaman jika hewan peliharaan saya berada di dekat saya. | | | | |
| 14. | Tanda-tanda kasih sayang dari hewan peliharaan saya meningkatkan perasaan bahwa saya berharga. | | | | |

| | | | | | |
|-----|---|--|--|--|--|
| 15. | Saya tidak memerlukan kasih sayang dari hewan peliharaan saya untuk merasakan ada seseorang yang menerima saya apa adanya. | | | | |
| 16. | Saya perlu kasih sayang yang ditunjukkan dari hewan peliharaan saya untuk merasakan ada seseorang yang menerima saya apa adanya. | | | | |
| 17. | Saya tidak memerlukan tanda-tanda kasih sayang dari hewan peliharaan saya untuk menunjukkan bahwa saya berharga bagi hewan peliharaan saya. | | | | |
| 18. | Saya membutuhkan ekspresi cinta dari hewan peliharaan saya agar merasa berharga. | | | | |
| 19. | Saya tidak keberatan hewan peliharaan saya tidak menyayangi saya. | | | | |
| 20. | Saya tidak membutuhkan tanda-tanda kasih sayang dari hewan peliharaan saya | | | | |




Skala *Psychological Well Being*

| No. | Pernyataan | SS | AS | S | TS | STS |
|-----|--|----|----|---|----|-----|
| 1. | Saya cenderung khawatir tentang apa yang orang lain pikirkan terhadap saya | | | | | |
| 2. | Saya cenderung dipengaruhi oleh orang-orang dengan pendapat yang kuat | | | | | |
| 3. | Lebih penting bagi saya untuk "cocok" dengan orang lain daripada bertahan sendiri dengan prinsip-prinsip saya | | | | | |
| 4. | Sulit bagi saya untuk mengemukakan pendapat saya pribadi, terhadap sesuatu yang sifatnya kontroversi. | | | | | |
| 5. | Tuntutan kehidupan sehari-hari sering menjatuhkan saya | | | | | |
| 6. | Saya tidak terlalu cocok dengan orang-orang dan komunitas di sekitar | | | | | |
| 7. | Saya sering merasa kewalahan oleh tanggung jawab saya | | | | | |
| 8. | Secara umum saya mampu mengelola keuangan dan permasalahan-permasalahan dengan baik. | | | | | |
| 9. | Saya merasa stress karena tidak mampu memenuhi semua hal yang harus saya lakukan setiap hari. | | | | | |
| 10. | Saya mampu mengelola sehingga saya mampu menyelesaikan segala hal yang perlu diselesaikan, | | | | | |
| 11. | Hari-hari saya cukup sibuk, tetapi saya merasa puas karena mampu mengelola semua hal. | | | | | |
| 12. | Saya merasa frustrasi ketika berusaha merencanakan aktivitas saya sehari-hari karena saya tidak pernah menyelesaikan sesuatu yang telah saya rencanakan untuk dilakukan. | | | | | |
| 13. | Saya sulit mengatur hidup saya sesuai cara yang dapat memuaskan saya. | | | | | |

| | | | | | | |
|-----|---|--|--|--|--|--|
| 14. | Saya dapat membangun “rumah” dan sebuah gaya hidup bagi diri sesuai dengan selera saya. | | | | | |
| 15. | Saya tidak tertarik pada kegiatan-kegiatan yang dapat memperluas wawasan saya | | | | | |
| 16. | Saya adalah tipe orang yang suka mencoba sesuatu yang baru | | | | | |
| 17. | Penting bagi saya memiliki pengalaman-pengalaman baru yang menantang cara anda berfikir tentang anda sendiri dan dunia | | | | | |
| 18. | Seiring waktu, saya telah mendapatkan banyak pelajaran tentang hidup yang telah membuat saya kuat, menjadi seseorang yang lebih kompeten. | | | | | |
| 19. | Saya tidak nyaman di situasi-situasi baru yang mengharuskan saya untuk mengubah cara yang familiar bagi saya dalam melakukan sesuatu. | | | | | |
| 20. | Bagi saya, hidup adalah suatu proses berkelanjutan dari pembelajaran, perubahan dan perkembangan. | | | | | |
| 21. | Saya lelah berusaha membuat perubahan besar atau perubahan-perubahan dalam hidup sejak lama | | | | | |
| 22. | Banyak orang melihat saya sebagai seseorang yang menyenangkan dan penuh perhatian | | | | | |
| 23. | Mempertahankan hubungan yang erat cukup sulit dan membuat saya frustrasi. | | | | | |
| 24. | Saya sering merasa kesepian karena hanya memiliki sedikit teman dekat yang bisa saya ajak untuk berbag | | | | | |
| 25. | Saya tidak memiliki banyak orang yang ingin mendengarkan ketika saya berbicara. | | | | | |
| 26. | Saya merasa mendapatkan banyak hal diluar persahabatan | | | | | |

| | | | | | | |
|-----|---|--|--|--|--|--|
| 27. | Tampaknya, sebagian besar orang memiliki banyak teman daripada saya. | | | | | |
| 28. | Orang-orang menggambarkan saya sebagai seseorang yang murah hati, bersedia untuk menyediakan waktu bagi orang lain | | | | | |
| 29. | Saya tahu bahwa saya dapat mempercayai teman-teman saya, dan mereka tahu bahwa mereka dapat mempercayai saya. | | | | | |
| 30. | Saya dan teman-teman saling bersimpati terhadap masalah masing-masing. | | | | | |
| 31. | Saya merasa senang ketika saya memikirkan apa yang telah saya lakukan di masa lalu dan apa yang saya harap untuk lakukan di masa depan. | | | | | |
| 32. | Saya hidup saat ini dan tidak benar-benar berfikir tentang masa depan | | | | | |
| 33. | Saya dapat merasakan adanya arah dan tujuan dalam hidup. | | | | | |
| 34. | Kegiatan sehari-hari saya sering tampak sepele dan tidak penting bagi saya. | | | | | |
| 35. | Saya tidak bisa merasakan dengan baik apa yang sebenarnya ingin saya raih dalam hidup. | | | | | |
| 36. | Saya biasanya sering menetapkan tujuan bagi diri saya sendiri, namun kini hal itu tampaknya hanya membuang waktu. | | | | | |
| 37. | Saya menikmati membuat rencana untuk masa depan, dan berusaha untuk membuatnya menjadi kenyataan. | | | | | |
| 38. | Saya adalah orang yang aktif dalam mewujudkan rencana-rencana yang saya buat untuk saya sendiri. | | | | | |
| 39. | Tujuan hidup saya lebih merupakan sumber kepuasan daripada sumber frustrasi bagi saya | | | | | |
| 40. | Pada akhirnya, saya tidak yakin bahwa hidup saya menjadi lebih baik | | | | | |

| | | | | | | |
|-----|--|--|--|--|--|--|
| 41. | Secara umum, saya merasa percaya diri dan positif tentang diri saya. | | | | | |
| 42. | Saya menyukai sebagian besar dari aspek-aspek kepribadian saya. | | | | | |
| 43. | Saya membuat beberapa kesalahan di masa lalu, tapi saya merasa bahwa pada akhirnya semua berakhir dengan jalan terbaik | | | | | |
| 44. | Dalam banyak hal, saya merasa kecewa terhadap pencapaian saya dalam hidup | | | | | |
| 45. | Secara umum, saya bangga akan siapa saya dan hidup yang saya jalani. | | | | | |
| 46. | Saya iri terhadap kehidupan yang dimiliki kebanyakan orang. | | | | | |
| 47. | Saya seringkali terbangun dengan perasaan kecewa mengenai bagaimana saya telah menjalani hidup selama ini. | | | | | |
| 48. | Walaupun setiap orang punya banyak kekurangan. Tetapi saya merasa lebih beruntung | | | | | |
| | | | | | | |



Lampiran 7 hasil tabulasi Pet Attachment

| Responden | item | | | | | | | | | | | | | | | | | | | | TOTAL | KATEGORI |
|-----------|------|---|---|---|---|---|---|---|---|----|----|----|----|----|----|----|----|----|----|----|-------|----------|
| | 1 | 2 | 3 | 4 | 5 | 6 | 7 | 8 | 9 | 10 | 11 | 12 | 13 | 14 | 15 | 16 | 17 | 18 | 19 | 20 | | |
| 1 | 2 | 2 | 2 | 2 | 3 | 3 | 3 | 3 | 3 | 3 | 3 | 3 | 3 | 3 | 3 | 3 | 3 | 3 | 3 | 3 | 56 | SEDANG |
| 2 | 1 | 1 | 4 | 1 | 4 | 4 | 4 | 4 | 4 | 4 | 4 | 4 | 4 | 4 | 4 | 4 | 4 | 4 | 4 | 4 | 71 | TINGGI |
| 3 | 1 | 1 | 1 | 1 | 4 | 3 | 4 | 4 | 4 | 2 | 4 | 4 | 3 | 4 | 3 | 4 | 2 | 3 | 3 | 3 | 58 | SEDANG |
| 4 | 2 | 2 | 3 | 3 | 3 | 2 | 3 | 2 | 3 | 3 | 1 | 3 | 3 | 4 | 3 | 2 | 3 | 3 | 2 | 3 | 53 | SEDANG |
| 5 | 1 | 1 | 1 | 2 | 3 | 3 | 4 | 3 | 4 | 1 | 2 | 3 | 4 | 3 | 4 | 3 | 3 | 3 | 4 | 1 | 53 | SEDANG |
| 6 | 2 | 2 | 1 | 1 | 4 | 4 | 4 | 4 | 3 | 2 | 4 | 3 | 4 | 3 | 3 | 3 | 3 | 3 | 2 | 3 | 58 | SEDANG |
| 7 | 2 | 1 | 1 | 1 | 2 | 4 | 4 | 4 | 4 | 2 | 3 | 3 | 4 | 2 | 3 | 2 | 2 | 2 | 2 | 2 | 50 | RENDAH |
| 8 | 1 | 1 | 2 | 2 | 3 | 2 | 4 | 3 | 4 | 1 | 3 | 4 | 4 | 4 | 4 | 1 | 4 | 1 | 2 | 2 | 54 | SEDANG |
| 9 | 1 | 1 | 2 | 1 | 4 | 3 | 3 | 4 | 4 | 4 | 4 | 3 | 4 | 4 | 4 | 1 | 3 | 3 | 2 | 3 | 58 | SEDANG |
| 10 | 1 | 2 | 1 | 3 | 3 | 2 | 3 | 2 | 4 | 2 | 4 | 3 | 4 | 3 | 3 | 3 | 3 | 3 | 4 | 3 | 56 | SEDANG |
| 11 | 1 | 1 | 1 | 1 | 3 | 3 | 3 | 4 | 4 | 4 | 4 | 4 | 4 | 3 | 4 | 3 | 3 | 4 | 4 | 4 | 62 | SEDANG |
| 12 | 2 | 2 | 2 | 2 | 3 | 3 | 4 | 3 | 4 | 3 | 4 | 3 | 3 | 2 | 3 | 3 | 3 | 2 | 3 | 2 | 57 | SEDANG |
| 13 | 1 | 1 | 2 | 3 | 3 | 4 | 4 | 3 | 3 | 2 | 2 | 3 | 3 | 3 | 3 | 3 | 3 | 4 | 4 | 4 | 58 | SEDANG |
| 14 | 1 | 1 | 1 | 1 | 4 | 3 | 4 | 4 | 4 | 3 | 3 | 4 | 4 | 3 | 3 | 3 | 3 | 3 | 3 | 2 | 59 | SEDANG |
| 15 | 2 | 2 | 2 | 2 | 3 | 3 | 3 | 3 | 3 | 2 | 3 | 3 | 3 | 3 | 3 | 2 | 3 | 3 | 3 | 3 | 54 | SEDANG |
| 16 | 1 | 1 | 1 | 2 | 4 | 3 | 4 | 4 | 4 | 1 | 3 | 3 | 4 | 4 | 3 | 2 | 2 | 3 | 4 | 4 | 57 | SEDANG |
| 17 | 1 | 1 | 2 | 4 | 3 | 3 | 4 | 3 | 4 | 3 | 3 | 3 | 4 | 4 | 3 | 3 | 3 | 1 | 2 | 2 | 56 | SEDANG |
| 18 | 2 | 1 | 2 | 1 | 4 | 2 | 4 | 4 | 4 | 2 | 4 | 4 | 4 | 4 | 3 | 3 | 3 | 4 | 1 | 2 | 58 | SEDANG |
| 19 | 1 | 1 | 2 | 1 | 4 | 4 | 4 | 4 | 4 | 2 | 4 | 4 | 4 | 3 | 3 | 3 | 3 | 3 | 2 | 2 | 58 | SEDANG |
| 20 | 2 | 2 | 2 | 3 | 3 | 2 | 3 | 2 | 3 | 2 | 3 | 2 | 3 | 3 | 2 | 2 | 3 | 4 | 3 | 3 | 52 | SEDANG |
| 21 | 1 | 1 | 1 | 2 | 3 | 3 | 4 | 4 | 4 | 2 | 4 | 3 | 4 | 4 | 2 | 1 | 2 | 2 | 2 | 2 | 51 | RENDAH |
| 22 | 1 | 1 | 1 | 1 | 4 | 4 | 4 | 4 | 4 | 3 | 4 | 4 | 4 | 4 | 3 | 4 | 3 | 4 | 4 | 4 | 65 | TINGGI |
| 23 | 1 | 1 | 1 | 1 | 4 | 4 | 4 | 4 | 4 | 2 | 4 | 4 | 4 | 4 | 4 | 3 | 4 | 2 | 3 | 2 | 62 | SEDANG |
| 24 | 2 | 2 | 2 | 2 | 3 | 3 | 3 | 3 | 3 | 3 | 3 | 3 | 3 | 3 | 3 | 3 | 3 | 3 | 2 | 3 | 55 | SEDANG |
| 25 | 1 | 1 | 1 | 1 | 3 | 3 | 4 | 4 | 4 | 2 | 3 | 4 | 4 | 3 | 3 | 4 | 3 | 3 | 2 | 3 | 56 | SEDANG |
| 26 | 2 | 2 | 2 | 1 | 3 | 3 | 3 | 4 | 3 | 3 | 3 | 3 | 3 | 3 | 3 | 2 | 2 | 2 | 3 | 3 | 53 | SEDANG |
| 27 | 1 | 1 | 2 | 2 | 3 | 2 | 4 | 4 | 4 | 3 | 4 | 4 | 4 | 4 | 4 | 4 | 4 | 4 | 4 | 4 | 65 | TINGGI |
| 28 | 1 | 2 | 1 | 1 | 4 | 4 | 4 | 4 | 4 | 3 | 4 | 4 | 4 | 4 | 4 | 3 | 4 | 3 | 4 | 3 | 65 | TINGGI |
| 29 | 3 | 3 | 3 | 3 | 3 | 2 | 3 | 2 | 2 | 2 | 3 | 2 | 3 | 3 | 3 | 2 | 2 | 2 | 3 | 3 | 52 | SEDANG |
| 30 | 1 | 1 | 1 | 1 | 4 | 4 | 4 | 4 | 4 | 4 | 4 | 4 | 4 | 4 | 4 | 4 | 4 | 4 | 4 | 4 | 68 | TINGGI |
| 31 | 1 | 1 | 1 | 2 | 4 | 2 | 4 | 4 | 4 | 2 | 3 | 3 | 4 | 3 | 4 | 2 | 2 | 2 | 2 | 2 | 52 | SEDANG |
| 32 | 1 | 1 | 2 | 1 | 4 | 4 | 4 | 4 | 4 | 1 | 4 | 4 | 4 | 4 | 4 | 4 | 4 | 4 | 4 | 4 | 66 | TINGGI |
| 33 | 1 | 1 | 1 | 1 | 4 | 4 | 4 | 4 | 4 | 4 | 4 | 4 | 4 | 4 | 4 | 4 | 4 | 4 | 4 | 4 | 68 | TINGGI |
| 34 | 1 | 1 | 1 | 1 | 3 | 4 | 4 | 4 | 3 | 2 | 2 | 2 | 3 | 2 | 3 | 2 | 2 | 2 | 3 | 3 | 48 | RENDAH |
| 35 | 1 | 1 | 1 | 1 | 4 | 1 | 4 | 4 | 4 | 1 | 4 | 4 | 4 | 4 | 1 | 1 | 4 | 4 | 1 | 4 | 53 | SEDANG |
| 36 | 1 | 1 | 2 | 2 | 4 | 2 | 3 | 3 | 4 | 3 | 3 | 3 | 3 | 3 | 4 | 4 | 4 | 4 | 2 | 2 | 57 | SEDANG |
| 37 | 2 | 2 | 2 | 1 | 4 | 4 | 3 | 4 | 3 | 2 | 3 | 3 | 3 | 3 | 3 | 3 | 3 | 3 | 3 | 3 | 58 | SEDANG |
| 38 | 2 | 2 | 2 | 2 | 2 | 2 | 3 | 3 | 3 | 2 | 3 | 2 | 3 | 3 | 3 | 2 | 2 | 3 | 3 | 3 | 50 | RENDAH |
| 39 | 3 | 2 | 2 | 2 | 2 | 2 | 3 | 3 | 3 | 2 | 3 | 2 | 3 | 2 | 3 | 3 | 2 | 3 | 3 | 3 | 50 | RENDAH |
| 40 | 2 | 2 | 2 | 2 | 2 | 2 | 3 | 3 | 3 | 2 | 3 | 2 | 2 | 3 | 3 | 2 | 2 | 3 | 2 | 3 | 48 | RENDAH |
| 41 | 1 | 1 | 2 | 1 | 4 | 3 | 4 | 3 | 4 | 2 | 4 | 4 | 2 | 4 | 3 | 2 | 3 | 2 | 3 | 3 | 55 | SEDANG |
| 42 | 1 | 1 | 1 | 1 | 4 | 4 | 1 | 4 | 4 | 4 | 2 | 3 | 2 | 3 | 2 | 3 | 2 | 3 | 4 | 4 | 53 | SEDANG |
| 43 | 1 | 1 | 2 | 2 | 3 | 3 | 4 | 1 | 4 | 3 | 4 | 4 | 4 | 4 | 4 | 3 | 3 | 3 | 3 | 3 | 59 | SEDANG |
| 44 | 1 | 2 | 1 | 1 | 3 | 3 | 4 | 4 | 4 | 3 | 2 | 3 | 4 | 3 | 2 | 2 | 3 | 2 | 2 | 2 | 51 | RENDAH |
| 45 | 1 | 1 | 1 | 2 | 3 | 4 | 4 | 4 | 4 | 3 | 2 | 3 | 4 | 4 | 4 | 4 | 3 | 4 | 3 | 4 | 62 | SEDANG |
| 46 | 1 | 1 | 2 | 1 | 3 | 3 | 4 | 3 | 4 | 3 | 3 | 4 | 4 | 4 | 3 | 3 | 3 | 4 | 2 | 3 | 58 | SEDANG |
| 47 | 1 | 1 | 1 | 2 | 3 | 3 | 4 | 4 | 4 | 3 | 4 | 4 | 4 | 3 | 3 | 4 | 4 | 2 | 3 | 3 | 61 | SEDANG |
| 48 | 2 | 2 | 2 | 1 | 3 | 2 | 4 | 4 | 3 | 2 | 3 | 3 | 4 | 3 | 1 | 3 | 3 | 3 | 3 | 3 | 54 | SEDANG |
| 49 | 1 | 1 | 1 | 1 | 4 | 3 | 4 | 4 | 4 | 3 | 3 | 4 | 4 | 4 | 4 | 4 | 3 | 3 | 3 | 3 | 61 | SEDANG |
| 50 | 1 | 1 | 1 | 1 | 4 | 4 | 4 | 4 | 4 | 4 | 4 | 4 | 4 | 4 | 4 | 2 | 3 | 2 | 3 | 3 | 61 | SEDANG |

| | | | | | | | | | | | | | | | | | | | | | | |
|-----|---|---|---|---|---|---|---|---|---|---|---|---|---|---|---|---|---|---|---|---|----|--------|
| 51 | 1 | 1 | 2 | 1 | 4 | 3 | 4 | 4 | 4 | 2 | 3 | 3 | 4 | 4 | 1 | 4 | 2 | 3 | 1 | 1 | 52 | SEDANG |
| 52 | 1 | 1 | 1 | 1 | 4 | 3 | 4 | 4 | 4 | 4 | 3 | 4 | 4 | 4 | 4 | 4 | 4 | 2 | 4 | 4 | 64 | TINGGI |
| 53 | 2 | 2 | 2 | 1 | 4 | 3 | 4 | 2 | 4 | 4 | 3 | 3 | 3 | 3 | 3 | 3 | 3 | 3 | 3 | 2 | 57 | SEDANG |
| 54 | 1 | 1 | 1 | 1 | 4 | 4 | 4 | 4 | 4 | 4 | 2 | 4 | 4 | 4 | 4 | 4 | 4 | 4 | 4 | 4 | 66 | TINGGI |
| 55 | 1 | 1 | 1 | 1 | 4 | 2 | 4 | 4 | 4 | 2 | 3 | 3 | 4 | 4 | 3 | 3 | 3 | 3 | 3 | 3 | 56 | SEDANG |
| 56 | 2 | 3 | 3 | 2 | 3 | 3 | 4 | 3 | 3 | 2 | 3 | 2 | 3 | 4 | 3 | 3 | 3 | 3 | 1 | 4 | 57 | SEDANG |
| 57 | 1 | 1 | 1 | 2 | 3 | 2 | 4 | 3 | 4 | 3 | 3 | 3 | 4 | 2 | 2 | 2 | 3 | 2 | 3 | 3 | 51 | RENDAH |
| 58 | 1 | 1 | 1 | 3 | 4 | 2 | 4 | 3 | 3 | 2 | 3 | 3 | 4 | 2 | 3 | 2 | 2 | 2 | 2 | 2 | 49 | RENDAH |
| 59 | 2 | 1 | 2 | 2 | 3 | 2 | 3 | 3 | 4 | 2 | 3 | 3 | 3 | 3 | 3 | 2 | 3 | 2 | 2 | 3 | 51 | RENDAH |
| 60 | 1 | 2 | 2 | 3 | 2 | 2 | 4 | 2 | 4 | 2 | 3 | 2 | 4 | 2 | 1 | 2 | 2 | 1 | 1 | 2 | 44 | RENDAH |
| 61 | 1 | 1 | 1 | 1 | 4 | 4 | 4 | 4 | 4 | 2 | 3 | 4 | 4 | 4 | 4 | 4 | 2 | 3 | 3 | 3 | 61 | SEDANG |
| 62 | 1 | 1 | 2 | 2 | 3 | 2 | 4 | 3 | 4 | 2 | 3 | 3 | 4 | 3 | 3 | 2 | 3 | 2 | 2 | 3 | 52 | SEDANG |
| 63 | 1 | 1 | 1 | 1 | 4 | 4 | 4 | 4 | 4 | 4 | 4 | 4 | 3 | 4 | 4 | 4 | 3 | 3 | 3 | 3 | 63 | TINGGI |
| 64 | 1 | 1 | 1 | 2 | 2 | 3 | 4 | 3 | 4 | 2 | 3 | 4 | 4 | 3 | 3 | 3 | 3 | 2 | 2 | 3 | 53 | SEDANG |
| 65 | 1 | 1 | 1 | 2 | 3 | 2 | 3 | 3 | 4 | 2 | 2 | 3 | 3 | 2 | 2 | 2 | 2 | 2 | 2 | 2 | 45 | RENDAH |
| 66 | 2 | 2 | 2 | 1 | 4 | 3 | 3 | 3 | 3 | 2 | 3 | 2 | 3 | 3 | 2 | 3 | 3 | 3 | 3 | 3 | 53 | SEDANG |
| 67 | 1 | 1 | 1 | 1 | 3 | 3 | 4 | 4 | 4 | 2 | 4 | 4 | 3 | 4 | 4 | 4 | 4 | 4 | 4 | 4 | 63 | TINGGI |
| 68 | 1 | 1 | 1 | 1 | 4 | 2 | 4 | 3 | 4 | 3 | 3 | 3 | 4 | 4 | 4 | 4 | 4 | 4 | 4 | 4 | 62 | SEDANG |
| 69 | 1 | 1 | 1 | 1 | 4 | 4 | 4 | 4 | 4 | 3 | 4 | 4 | 4 | 4 | 3 | 4 | 3 | 4 | 4 | 4 | 65 | TINGGI |
| 70 | 1 | 1 | 1 | 1 | 4 | 4 | 4 | 4 | 4 | 4 | 4 | 4 | 4 | 4 | 4 | 4 | 4 | 4 | 4 | 4 | 68 | TINGGI |
| 71 | 2 | 3 | 3 | 3 | 4 | 2 | 3 | 2 | 3 | 2 | 3 | 2 | 3 | 3 | 1 | 2 | 1 | 2 | 1 | 1 | 46 | RENDAH |
| 72 | 2 | 1 | 2 | 1 | 4 | 4 | 4 | 4 | 4 | 3 | 3 | 3 | 4 | 4 | 3 | 4 | 3 | 4 | 3 | 2 | 62 | SEDANG |
| 73 | 2 | 1 | 3 | 1 | 4 | 4 | 3 | 4 | 4 | 2 | 2 | 4 | 3 | 2 | 3 | 2 | 1 | 3 | 3 | 1 | 52 | SEDANG |
| 74 | 2 | 2 | 3 | 1 | 4 | 3 | 4 | 4 | 3 | 3 | 3 | 3 | 4 | 3 | 3 | 3 | 3 | 3 | 3 | 3 | 60 | SEDANG |
| 75 | 2 | 1 | 3 | 1 | 4 | 2 | 3 | 4 | 4 | 4 | 1 | 4 | 3 | 4 | 4 | 4 | 4 | 4 | 4 | 4 | 64 | TINGGI |
| 76 | 1 | 1 | 1 | 3 | 3 | 2 | 3 | 3 | 3 | 3 | 3 | 3 | 3 | 3 | 3 | 3 | 3 | 3 | 3 | 3 | 53 | SEDANG |
| 77 | 1 | 1 | 1 | 1 | 3 | 2 | 3 | 4 | 4 | 2 | 3 | 3 | 3 | 3 | 4 | 2 | 3 | 3 | 3 | 3 | 52 | SEDANG |
| 78 | 1 | 1 | 1 | 1 | 4 | 2 | 4 | 4 | 3 | 2 | 2 | 4 | 3 | 4 | 2 | 2 | 2 | 3 | 2 | 3 | 50 | RENDAH |
| 79 | 1 | 1 | 2 | 2 | 3 | 2 | 3 | 3 | 3 | 3 | 2 | 3 | 3 | 4 | 3 | 3 | 2 | 3 | 2 | 3 | 51 | RENDAH |
| 80 | 2 | 2 | 2 | 2 | 3 | 3 | 3 | 3 | 3 | 3 | 3 | 3 | 3 | 3 | 3 | 3 | 3 | 3 | 3 | 3 | 56 | SEDANG |
| 81 | 1 | 1 | 1 | 1 | 4 | 3 | 4 | 4 | 4 | 2 | 3 | 2 | 3 | 3 | 1 | 1 | 3 | 2 | 2 | 2 | 47 | RENDAH |
| 82 | 2 | 2 | 3 | 2 | 3 | 2 | 3 | 3 | 3 | 3 | 3 | 3 | 3 | 3 | 3 | 3 | 3 | 3 | 4 | 3 | 58 | SEDANG |
| 83 | 2 | 1 | 2 | 1 | 4 | 4 | 3 | 4 | 4 | 2 | 4 | 4 | 4 | 4 | 4 | 1 | 3 | 3 | 3 | 3 | 61 | SEDANG |
| 84 | 1 | 1 | 1 | 2 | 4 | 3 | 4 | 4 | 4 | 4 | 2 | 4 | 4 | 3 | 4 | 4 | 4 | 4 | 4 | 4 | 65 | TINGGI |
| 85 | 1 | 2 | 1 | 1 | 4 | 3 | 4 | 4 | 4 | 3 | 3 | 4 | 4 | 3 | 3 | 2 | 3 | 3 | 3 | 4 | 59 | SEDANG |
| 86 | 2 | 1 | 2 | 2 | 4 | 3 | 4 | 3 | 4 | 3 | 2 | 4 | 3 | 4 | 3 | 3 | 3 | 3 | 3 | 3 | 59 | SEDANG |
| 87 | 2 | 2 | 2 | 3 | 4 | 2 | 4 | 2 | 3 | 2 | 2 | 3 | 3 | 3 | 3 | 3 | 3 | 3 | 3 | 3 | 55 | SEDANG |
| 88 | 2 | 1 | 2 | 1 | 4 | 3 | 3 | 3 | 4 | 3 | 3 | 4 | 3 | 4 | 3 | 2 | 3 | 3 | 3 | 3 | 57 | SEDANG |
| 89 | 1 | 1 | 1 | 1 | 4 | 3 | 4 | 4 | 4 | 3 | 4 | 3 | 4 | 4 | 4 | 3 | 3 | 3 | 3 | 3 | 60 | SEDANG |
| 90 | 2 | 2 | 2 | 1 | 3 | 3 | 4 | 4 | 4 | 2 | 3 | 4 | 3 | 3 | 3 | 3 | 2 | 3 | 3 | 3 | 57 | SEDANG |
| 91 | 1 | 2 | 1 | 2 | 4 | 4 | 4 | 4 | 4 | 3 | 3 | 4 | 4 | 4 | 3 | 2 | 4 | 3 | 2 | 3 | 61 | SEDANG |
| 92 | 2 | 1 | 2 | 1 | 4 | 3 | 3 | 4 | 4 | 3 | 2 | 4 | 3 | 4 | 4 | 3 | 4 | 3 | 3 | 3 | 61 | SEDANG |
| 93 | 1 | 1 | 2 | 1 | 4 | 3 | 3 | 4 | 4 | 1 | 4 | 4 | 1 | 4 | 4 | 4 | 3 | 3 | 3 | 3 | 57 | SEDANG |
| 94 | 3 | 1 | 2 | 1 | 4 | 4 | 4 | 4 | 4 | 4 | 3 | 4 | 4 | 4 | 3 | 4 | 4 | 2 | 4 | 2 | 64 | TINGGI |
| 95 | 1 | 1 | 1 | 1 | 4 | 4 | 4 | 4 | 4 | 4 | 4 | 4 | 4 | 4 | 4 | 3 | 3 | 3 | 4 | 4 | 64 | TINGGI |
| 96 | 3 | 2 | 2 | 1 | 4 | 3 | 3 | 3 | 4 | 2 | 3 | 2 | 3 | 3 | 3 | 2 | 3 | 3 | 3 | 3 | 55 | SEDANG |
| 97 | 3 | 2 | 3 | 1 | 4 | 3 | 4 | 4 | 4 | 2 | 4 | 4 | 4 | 4 | 4 | 4 | 3 | 4 | 3 | 3 | 67 | TINGGI |
| 98 | 1 | 2 | 2 | 1 | 4 | 3 | 3 | 4 | 3 | 3 | 3 | 3 | 3 | 3 | 3 | 3 | 3 | 3 | 3 | 3 | 56 | SEDANG |
| 99 | 2 | 2 | 2 | 1 | 3 | 3 | 4 | 4 | 4 | 1 | 4 | 4 | 4 | 4 | 4 | 1 | 4 | 3 | 4 | 4 | 62 | SEDANG |
| 100 | 1 | 1 | 1 | 1 | 4 | 4 | 4 | 4 | 4 | 3 | 4 | 3 | 4 | 3 | 3 | 2 | 3 | 1 | 2 | 3 | 55 | SEDANG |
| 101 | 1 | 1 | 1 | 1 | 4 | 4 | 4 | 4 | 4 | 4 | 3 | 4 | 3 | 4 | 4 | 3 | 3 | 3 | 3 | 3 | 61 | SEDANG |
| 102 | 2 | 2 | 2 | 3 | 4 | 3 | 3 | 4 | 4 | 2 | 3 | 3 | 3 | 2 | 3 | 2 | 4 | 2 | 1 | 1 | 54 | SEDANG |
| 103 | 2 | 1 | 2 | 2 | 4 | 3 | 3 | 3 | 3 | 2 | 2 | 3 | 3 | 3 | 2 | 3 | 3 | 3 | 3 | 3 | 53 | SEDANG |
| 104 | 1 | 1 | 1 | 1 | 4 | 4 | 4 | 4 | 4 | 4 | 4 | 4 | 4 | 4 | 2 | 2 | 3 | 2 | 3 | 3 | 59 | SEDANG |
| 105 | 1 | 1 | 1 | 1 | 4 | 4 | 4 | 4 | 4 | 4 | 4 | 4 | 4 | 4 | 4 | 4 | 4 | 3 | 1 | 1 | 64 | TINGGI |

Lampiran 8 hasil Tabulasi Psychological Well Being

| Responden | item | | | | | | | | | | | | | | | | | | | | | | | | | | | | | |
|-----------|------|---|---|---|---|---|---|---|---|----|----|----|----|----|----|----|----|----|----|----|----|----|----|----|----|----|----|----|----|---|
| | 1 | 2 | 3 | 4 | 5 | 6 | 7 | 8 | 9 | 10 | 11 | 12 | 13 | 14 | 15 | 16 | 17 | 18 | 19 | 20 | 21 | 22 | 23 | 24 | 25 | 26 | 27 | 28 | 29 | |
| 1 | 5 | 5 | 5 | 5 | 5 | 4 | 4 | 4 | 4 | 3 | 3 | 4 | 5 | 5 | 4 | 3 | 3 | 3 | 5 | 5 | 4 | 3 | 4 | 5 | 5 | 3 | 3 | 2 | 3 | |
| 2 | 4 | 1 | 4 | 2 | 4 | 4 | 4 | 4 | 4 | 3 | 5 | 2 | 1 | 5 | 2 | 4 | 4 | 4 | 2 | 3 | 2 | 5 | 1 | 1 | 1 | 5 | 1 | 5 | 5 | |
| 3 | 3 | 5 | 2 | 4 | 4 | 4 | 5 | 4 | 2 | 4 | 4 | 2 | 4 | 3 | 5 | 4 | 5 | 5 | 1 | 5 | 3 | 5 | 4 | 1 | 1 | 5 | 1 | 5 | 5 | |
| 4 | 2 | 3 | 3 | 3 | 2 | 4 | 3 | 3 | 4 | 3 | 3 | 4 | 4 | 3 | 4 | 3 | 3 | 3 | 2 | 4 | 4 | 3 | 4 | 5 | 5 | 3 | 3 | 4 | 5 | |
| 5 | 4 | 4 | 5 | 4 | 4 | 4 | 4 | 4 | 2 | 4 | 4 | 2 | 2 | 4 | 4 | 4 | 4 | 4 | 3 | 3 | 3 | 4 | 4 | 3 | 3 | 3 | 3 | 4 | 3 | |
| 6 | 5 | 5 | 4 | 5 | 4 | 4 | 4 | 3 | 4 | 3 | 3 | 4 | 4 | 3 | 4 | 5 | 5 | 3 | 4 | 3 | 4 | 3 | 4 | 4 | 4 | 3 | 4 | 3 | 3 | |
| 7 | 4 | 4 | 4 | 4 | 4 | 3 | 4 | 5 | 2 | 4 | 3 | 4 | 4 | 5 | 4 | 5 | 5 | 5 | 4 | 5 | 4 | 3 | 4 | 4 | 4 | 5 | 3 | 2 | 5 | |
| 8 | 2 | 5 | 5 | 3 | 4 | 5 | 4 | 2 | 4 | 3 | 4 | 4 | 4 | 3 | 4 | 3 | 2 | 4 | 4 | 4 | 5 | 5 | 1 | 4 | 4 | 4 | 4 | 5 | 5 | |
| 9 | 2 | 2 | 2 | 3 | 2 | 1 | 4 | 3 | 4 | 3 | 3 | 2 | 2 | 3 | 4 | 3 | 3 | 3 | 4 | 3 | 4 | 4 | 2 | 4 | 3 | 3 | 3 | 3 | 4 | |
| 10 | 4 | 4 | 4 | 4 | 4 | 3 | 4 | 4 | 3 | 4 | 4 | 4 | 4 | 4 | 4 | 3 | 3 | 4 | 4 | 5 | 4 | 3 | 4 | 4 | 2 | 4 | 2 | 2 | 4 | |
| 11 | 1 | 2 | 4 | 5 | 1 | 1 | 2 | 4 | 4 | 3 | 5 | 4 | 5 | 5 | 5 | 5 | 5 | 4 | 5 | 5 | 5 | 4 | 2 | 2 | 2 | 4 | 1 | 5 | 5 | |
| 12 | 5 | 4 | 3 | 4 | 5 | 4 | 4 | 3 | 4 | 3 | 3 | 4 | 5 | 3 | 5 | 5 | 5 | 5 | 2 | 5 | 2 | 4 | 4 | 4 | 4 | 3 | 2 | 4 | 2 | |
| 13 | 2 | 2 | 4 | 4 | 4 | 4 | 4 | 2 | 3 | 3 | 4 | 4 | 1 | 5 | 5 | 3 | 5 | 5 | 3 | 5 | 3 | 4 | 4 | 4 | 3 | 4 | 3 | 4 | 3 | |
| 14 | 1 | 3 | 2 | 1 | 4 | 5 | 2 | 2 | 1 | 3 | 3 | 3 | 2 | 2 | 5 | 2 | 3 | 4 | 4 | 5 | 3 | 2 | 3 | 3 | 2 | 5 | 2 | 3 | 3 | |
| 15 | 2 | 2 | 3 | 3 | 3 | 4 | 3 | 4 | 3 | 3 | 3 | 4 | 4 | 3 | 4 | 3 | 3 | 3 | 4 | 3 | 3 | 3 | 4 | 4 | 4 | 4 | 3 | 3 | 3 | |
| 16 | 2 | 2 | 4 | 1 | 4 | 4 | 4 | 3 | 4 | 3 | 3 | 4 | 4 | 3 | 5 | 3 | 4 | 4 | 3 | 5 | 4 | 3 | 4 | 4 | 3 | 4 | 1 | 3 | 3 | |
| 17 | 4 | 3 | 5 | 3 | 4 | 5 | 3 | 4 | 3 | 3 | 4 | 3 | 2 | 4 | 1 | 4 | 3 | 4 | 1 | 5 | 3 | 5 | 4 | 5 | 3 | 5 | 4 | 3 | 3 | |
| 18 | 3 | 3 | 3 | 3 | 3 | 5 | 3 | 5 | 4 | 3 | 3 | 3 | 3 | 5 | 5 | 5 | 5 | 5 | 1 | 5 | 3 | 5 | 1 | 2 | 4 | 5 | 4 | 5 | 5 | |
| 19 | 2 | 2 | 4 | 2 | 2 | 4 | 4 | 4 | 2 | 4 | 4 | 2 | 4 | 3 | 4 | 4 | 3 | 5 | 2 | 5 | 4 | 4 | 2 | 4 | 4 | 4 | 2 | 4 | 2 | |
| 20 | 2 | 4 | 3 | 2 | 4 | 4 | 4 | 4 | 4 | 4 | 4 | 4 | 4 | 3 | 4 | 3 | 3 | 3 | 2 | 4 | 4 | 4 | 4 | 4 | 4 | 4 | 2 | 2 | 2 | |
| 21 | 5 | 4 | 5 | 5 | 4 | 5 | 5 | 4 | 5 | 5 | 5 | 4 | 5 | 5 | 5 | 5 | 5 | 5 | 5 | 5 | 5 | 4 | 5 | 5 | 5 | 4 | 4 | 4 | 5 | |
| 22 | 1 | 2 | 1 | 2 | 4 | 4 | 2 | 5 | 1 | 3 | 5 | 3 | 3 | 4 | 4 | 5 | 5 | 5 | 3 | 5 | 4 | 2 | 2 | 1 | 3 | 5 | 1 | 4 | 4 | |
| 23 | 1 | 2 | 5 | 5 | 2 | 4 | 4 | 5 | 2 | 5 | 5 | 3 | 3 | 4 | 5 | 4 | 4 | 5 | 4 | 5 | 2 | 2 | 1 | 1 | 1 | 5 | 1 | 5 | 3 | |
| 24 | 3 | 3 | 3 | 4 | 4 | 4 | 4 | 3 | 3 | 2 | 3 | 4 | 4 | 3 | 4 | 2 | 2 | 3 | 4 | 3 | 3 | 3 | 3 | 3 | 3 | 3 | 3 | 3 | 2 | |
| 25 | 2 | 4 | 5 | 4 | 4 | 4 | 4 | 3 | 2 | 3 | 3 | 2 | 4 | 4 | 4 | 5 | 5 | 4 | 5 | 4 | 5 | 4 | 5 | 4 | 3 | 4 | 5 | 5 | 5 | |
| 26 | 4 | 4 | 3 | 4 | 4 | 4 | 4 | 3 | 4 | 3 | 3 | 4 | 4 | 3 | 4 | 5 | 3 | 5 | 4 | 3 | 4 | 3 | 4 | 5 | 4 | 3 | 3 | 3 | 5 | |
| 27 | 1 | 1 | 2 | 2 | 1 | 1 | 1 | 2 | 2 | 2 | 2 | 2 | 1 | 3 | 5 | 5 | 5 | 5 | 2 | 1 | 5 | 1 | 4 | 2 | 1 | 1 | 5 | 1 | 4 | 5 |
| 28 | 1 | 2 | 4 | 2 | 1 | 1 | 1 | 5 | 1 | 4 | 5 | 4 | 2 | 4 | 4 | 2 | 2 | 2 | 1 | 2 | 4 | 2 | 1 | 1 | 1 | 3 | 2 | 4 | 2 | |
| 29 | 3 | 2 | 4 | 4 | 4 | 4 | 4 | 3 | 4 | 4 | 3 | 4 | 4 | 3 | 4 | 3 | 3 | 3 | 4 | 3 | 4 | 4 | 4 | 4 | 4 | 3 | 3 | 4 | 3 | |
| 30 | 5 | 5 | 5 | 5 | 5 | 5 | 5 | 5 | 5 | 5 | 5 | 5 | 5 | 5 | 5 | 5 | 5 | 5 | 5 | 5 | 5 | 5 | 5 | 5 | 5 | 5 | 5 | 5 | 5 | |
| 31 | 5 | 5 | 4 | 4 | 5 | 5 | 5 | 5 | 5 | 5 | 4 | 4 | 5 | 4 | 5 | 5 | 4 | 5 | 5 | 5 | 5 | 4 | 5 | 5 | 4 | 3 | 5 | 4 | 4 | |
| 32 | 1 | 4 | 4 | 4 | 4 | 4 | 4 | 5 | 4 | 5 | 5 | 4 | 4 | 5 | 4 | 3 | 3 | 4 | 3 | 3 | 3 | 4 | 4 | 4 | 3 | 3 | 3 | 3 | 3 | |
| 33 | 4 | 4 | 4 | 3 | 3 | 4 | 4 | 4 | 4 | 4 | 4 | 4 | 4 | 3 | 4 | 3 | 3 | 4 | 3 | 4 | 4 | 3 | 4 | 4 | 3 | 3 | 3 | 3 | 3 | |
| 34 | 4 | 4 | 4 | 3 | 4 | 4 | 4 | 3 | 4 | 3 | 3 | 4 | 4 | 3 | 4 | 3 | 3 | 3 | 3 | 3 | 4 | 2 | 4 | 4 | 4 | 2 | 4 | 2 | 3 | |
| 35 | 1 | 1 | 1 | 5 | 5 | 5 | 1 | 1 | 1 | 5 | 5 | 5 | 5 | 5 | 5 | 5 | 5 | 5 | 5 | 5 | 5 | 5 | 5 | 5 | 5 | 5 | 5 | 5 | 1 | |
| 36 | 4 | 2 | 1 | 5 | 2 | 5 | 2 | 5 | 1 | 5 | 4 | 5 | 2 | 5 | 1 | 3 | 3 | 4 | 5 | 1 | 4 | 3 | 1 | 2 | 1 | 3 | 5 | 3 | 4 | |
| 37 | 3 | 1 | 2 | 1 | 2 | 2 | 3 | 4 | 3 | 4 | 4 | 3 | 2 | 4 | 4 | 5 | 3 | 5 | 3 | 5 | 2 | 5 | 3 | 4 | 2 | 3 | 3 | 3 | 3 | |
| 38 | 2 | 2 | 3 | 1 | 4 | 4 | 2 | 4 | 4 | 5 | 4 | 3 | 4 | 4 | 4 | 3 | 3 | 3 | 2 | 5 | 2 | 2 | 4 | 3 | 4 | 4 | 3 | 4 | 2 | |
| 39 | 3 | 4 | 4 | 3 | 4 | 2 | 3 | 4 | 4 | 4 | 4 | 2 | 3 | 2 | 2 | 3 | 3 | 3 | 2 | 4 | 2 | 3 | 2 | 2 | 2 | 2 | 3 | 3 | 4 | 2 |
| 40 | 3 | 4 | 4 | 3 | 4 | 4 | 2 | 3 | 4 | 3 | 3 | 4 | 4 | 4 | 3 | 3 | 3 | 3 | 4 | 3 | 4 | 3 | 4 | 4 | 4 | 3 | 4 | 3 | 3 | |
| 41 | 4 | 3 | 4 | 3 | 5 | 4 | 3 | 4 | 5 | 2 | 5 | 4 | 4 | 4 | 4 | 2 | 3 | 5 | 2 | 5 | 3 | 5 | 4 | 2 | 2 | 2 | 1 | 5 | 4 | |
| 42 | 3 | 3 | 3 | 3 | 3 | 1 | 5 | 4 | 3 | 3 | 3 | 3 | 3 | 3 | 3 | 3 | 3 | 3 | 3 | 3 | 3 | 3 | 3 | 3 | 3 | 3 | 3 | 3 | 3 | |
| 43 | 2 | 3 | 4 | 4 | 5 | 3 | 4 | 5 | 4 | 5 | 5 | 5 | 4 | 5 | 4 | 5 | 5 | 4 | 5 | 4 | 4 | 4 | 4 | 4 | 4 | 3 | 4 | 4 | 4 | |
| 44 | 4 | 2 | 4 | 3 | 4 | 2 | 4 | 2 | 4 | 3 | 2 | 4 | 3 | 4 | 4 | 2 | 4 | 4 | 3 | 3 | 4 | 2 | 4 | 2 | 2 | 2 | 3 | 3 | 3 | |
| 45 | 3 | 4 | 5 | 5 | 5 | 5 | 5 | 4 | 4 | 5 | 5 | 5 | 5 | 5 | 4 | 5 | 5 | 5 | 1 | 5 | 2 | 5 | 5 | 5 | 4 | 5 | 5 | 4 | 5 | |
| 46 | 3 | 2 | 1 | 4 | 5 | 4 | 3 | 4 | 4 | 5 | 4 | 4 | 4 | 3 | 5 | 4 | 5 | 5 | 4 | 4 | 5 | 5 | 5 | 4 | 4 | 4 | 5 | 5 | 4 | |
| 47 | 4 | 3 | 4 | 4 | 4 | 5 | 4 | 4 | 4 | 4 | 4 | 4 | 4 | 4 | 5 | 3 | 4 | 5 | 3 | 5 | 4 | 4 | 3 | 5 | 4 | 4 | 3 | 5 | 5 | |
| 48 | 4 | 4 | 4 | 4 | 4 | 4 | 3 | 3 | 3 | 3 | 3 | 3 | 3 | 3 | 3 | 3 | 3 | 4 | 3 | 4 | 3 | 4 | 3 | 3 | 3 | 3 | 3 | 3 | 3 | |
| 49 | 2 | 2 | 4 | 4 | 4 | 2 | 3 | 4 | 4 | 4 | 4 | 4 | 3 | 4 | 3 | 4 | 3 | 2 | 3 | 4 | 3 | 4 | 4 | 4 | 4 | 3 | 2 | 3 | 3 | |
| 50 | 4 | 4 | 4 | 4 | 4 | 4 | 4 | 4 | 4 | 4 | 4 | 4 | 4 | 2 | 4 | 4 | 4 | 4 | 4 | 4 | 5 | 1 | 5 | 4 | 4 | 4 | 5 | 4 | 4 | 5 |

| 30 | 31 | 32 | 33 | 34 | 35 | 36 | 37 | 38 | 39 | 40 | 41 | 42 | 43 | 44 | 45 | 46 | 47 | 48 | TOTAL | KATEGORI |
|----|----|----|----|----|----|----|----|----|----|----|----|----|----|----|----|----|----|----|-------|----------|
| 3 | 2 | 1 | 4 | 2 | 4 | 4 | 4 | 3 | 3 | 5 | 5 | 5 | 3 | 4 | 5 | 5 | 5 | 3 | 186 | SEDANG |
| 5 | 2 | 3 | 2 | 3 | 3 | 1 | 5 | 2 | 3 | 2 | 5 | 5 | 5 | 1 | 3 | 5 | 3 | 5 | 155 | SEDANG |
| 5 | 5 | 2 | 3 | 1 | 2 | 3 | 4 | 3 | 3 | 2 | 3 | 3 | 5 | 2 | 4 | 1 | 1 | 4 | 161 | SEDANG |
| 5 | 5 | 4 | 3 | 4 | 3 | 4 | 3 | 3 | 3 | 4 | 4 | 4 | 3 | 4 | 3 | 4 | 4 | 4 | 170 | SEDANG |
| 4 | 4 | 2 | 4 | 2 | 3 | 3 | 3 | 3 | 3 | 4 | 3 | 3 | 3 | 4 | 3 | 5 | 4 | 5 | 168 | SEDANG |
| 3 | 3 | 4 | 3 | 5 | 5 | 4 | 3 | 3 | 3 | 3 | 3 | 3 | 3 | 4 | 3 | 5 | 4 | 3 | 178 | SEDANG |
| 4 | 4 | 4 | 4 | 4 | 4 | 4 | 5 | 5 | 5 | 4 | 5 | 5 | 5 | 4 | 5 | 5 | 5 | 5 | 202 | TINGGI |
| 5 | 5 | 4 | 2 | 4 | 3 | 3 | 3 | 2 | 2 | 4 | 3 | 3 | 5 | 4 | 5 | 4 | 4 | 5 | 180 | SEDANG |
| 3 | 3 | 4 | 3 | 4 | 4 | 4 | 3 | 4 | 4 | 3 | 3 | 3 | 3 | 2 | 3 | 4 | 4 | 5 | 152 | SEDANG |
| 3 | 3 | 4 | 3 | 4 | 4 | 4 | 3 | 3 | 4 | 4 | 3 | 4 | 3 | 4 | 3 | 4 | 4 | 2 | 172 | SEDANG |
| 2 | 1 | 5 | 5 | 5 | 5 | 5 | 5 | 5 | 5 | 5 | 5 | 5 | 5 | 4 | 5 | 2 | 4 | 5 | 191 | SEDANG |
| 4 | 3 | 4 | 3 | 4 | 4 | 4 | 3 | 4 | 3 | 5 | 3 | 4 | 3 | 5 | 3 | 5 | 4 | 2 | 180 | SEDANG |
| 3 | 5 | 4 | 3 | 2 | 2 | 2 | 5 | 5 | 4 | 4 | 3 | 5 | 3 | 5 | 5 | 5 | 4 | 3 | 176 | SEDANG |
| 4 | 4 | 4 | 3 | 2 | 2 | 3 | 2 | 4 | 3 | 4 | 3 | 3 | 4 | 3 | 3 | 3 | 2 | 4 | 143 | RENDAH |
| 3 | 3 | 4 | 3 | 4 | 4 | 4 | 3 | 3 | 3 | 4 | 3 | 3 | 3 | 4 | 3 | 4 | 4 | 3 | 159 | SEDANG |
| 3 | 3 | 4 | 3 | 4 | 4 | 4 | 3 | 3 | 3 | 5 | 3 | 4 | 3 | 4 | 3 | 5 | 4 | 5 | 168 | SEDANG |
| 4 | 2 | 5 | 3 | 5 | 3 | 4 | 5 | 5 | 5 | 4 | 3 | 4 | 4 | 4 | 4 | 3 | 5 | 5 | 181 | SEDANG |
| 5 | 5 | 4 | 2 | 3 | 1 | 1 | 5 | 5 | 4 | 3 | 5 | 5 | 5 | 1 | 5 | 5 | 1 | 5 | 179 | SEDANG |
| 4 | 5 | 4 | 4 | 4 | 4 | 4 | 3 | 4 | 4 | 4 | 4 | 4 | 4 | 4 | 4 | 4 | 4 | 4 | 172 | SEDANG |
| 4 | 3 | 2 | 4 | 2 | 3 | 4 | 2 | 2 | 4 | 4 | 4 | 4 | 4 | 4 | 4 | 4 | 4 | 4 | 165 | SEDANG |
| 5 | 5 | 2 | 5 | 5 | 5 | 5 | 5 | 5 | 5 | 5 | 5 | 5 | 5 | 5 | 5 | 5 | 5 | 5 | 229 | TINGGI |
| 3 | 5 | 4 | 4 | 3 | 4 | 4 | 5 | 3 | 4 | 5 | 5 | 4 | 5 | 1 | 5 | 2 | 1 | 3 | 163 | SEDANG |
| 3 | 3 | 5 | 3 | 5 | 1 | 3 | 4 | 5 | 4 | 2 | 3 | 3 | 2 | 2 | 3 | 1 | 2 | 3 | 155 | SEDANG |
| 2 | 3 | 4 | 2 | 3 | 3 | 4 | 2 | 3 | 3 | 3 | 2 | 3 | 3 | 3 | 3 | 4 | 3 | 3 | 147 | RENDAH |
| 5 | 2 | 5 | 5 | 4 | 4 | 4 | 5 | 5 | 3 | 5 | 5 | 3 | 5 | 4 | 3 | 4 | 3 | 5 | 194 | SEDANG |
| 3 | 3 | 5 | 5 | 4 | 4 | 5 | 5 | 3 | 3 | 4 | 3 | 3 | 5 | 4 | 3 | 4 | 5 | 3 | 183 | SEDANG |
| 5 | 5 | 5 | 3 | 1 | 2 | 4 | 5 | 4 | 5 | 2 | 2 | 3 | 3 | 1 | 4 | 1 | 1 | 5 | 131 | RENDAH |
| 2 | 2 | 5 | 4 | 2 | 4 | 4 | 2 | 2 | 3 | 2 | 3 | 4 | 4 | 2 | 4 | 1 | 5 | 3 | 128 | RENDAH |
| 3 | 3 | 4 | 3 | 4 | 4 | 4 | 3 | 3 | 3 | 5 | 3 | 3 | 5 | 4 | 3 | 4 | 4 | 5 | 173 | SEDANG |
| 5 | 5 | 5 | 5 | 5 | 5 | 5 | 5 | 5 | 5 | 5 | 5 | 5 | 5 | 5 | 5 | 5 | 5 | 5 | 240 | TINGGI |
| 4 | 4 | 4 | 4 | 5 | 4 | 5 | 5 | 5 | 5 | 5 | 5 | 4 | 3 | 4 | 4 | 5 | 5 | 5 | 218 | TINGGI |
| 3 | 3 | 5 | 3 | 4 | 4 | 4 | 3 | 3 | 3 | 5 | 3 | 3 | 3 | 2 | 3 | 4 | 4 | 3 | 172 | SEDANG |
| 4 | 3 | 4 | 4 | 4 | 4 | 4 | 4 | 4 | 4 | 4 | 4 | 4 | 3 | 4 | 4 | 4 | 4 | 3 | 177 | SEDANG |
| 3 | 3 | 4 | 3 | 4 | 4 | 4 | 3 | 3 | 3 | 4 | 3 | 2 | 3 | 4 | 3 | 4 | 4 | 3 | 163 | SEDANG |
| 5 | 5 | 5 | 5 | 5 | 5 | 5 | 5 | 5 | 5 | 5 | 5 | 5 | 5 | 5 | 5 | 5 | 5 | 5 | 208 | TINGGI |
| 5 | 5 | 4 | 2 | 2 | 1 | 1 | 4 | 4 | 5 | 1 | 5 | 5 | 5 | 1 | 4 | 5 | 5 | 4 | 159 | SEDANG |
| 3 | 3 | 4 | 4 | 2 | 2 | 2 | 3 | 4 | 4 | 2 | 3 | 3 | 3 | 3 | 2 | 2 | 2 | 3 | 146 | RENDAH |
| 3 | 3 | 4 | 3 | 4 | 4 | 4 | 3 | 3 | 4 | 4 | 4 | 4 | 3 | 4 | 3 | 4 | 2 | 3 | 160 | SEDANG |
| 4 | 2 | 4 | 4 | 2 | 2 | 4 | 4 | 4 | 2 | 2 | 3 | 3 | 3 | 3 | 3 | 2 | 4 | 4 | 144 | RENDAH |
| 3 | 3 | 4 | 3 | 4 | 4 | 2 | 3 | 3 | 3 | 4 | 3 | 3 | 3 | 3 | 3 | 4 | 4 | 3 | 162 | SEDANG |
| 5 | 4 | 4 | 3 | 5 | 1 | 4 | 4 | 3 | 2 | 2 | 5 | 5 | 5 | 2 | 4 | 4 | 5 | 5 | 175 | SEDANG |
| 3 | 3 | 3 | 4 | 4 | 1 | 4 | 4 | 2 | 4 | 5 | 4 | 2 | 5 | 4 | 3 | 1 | 5 | 4 | 153 | SEDANG |
| 4 | 4 | 4 | 4 | 4 | 4 | 5 | 4 | 4 | 4 | 5 | 4 | 4 | 3 | 4 | 4 | 4 | 5 | 4 | 199 | TINGGI |
| 2 | 2 | 4 | 3 | 3 | 4 | 4 | 4 | 4 | 4 | 2 | 3 | 3 | 3 | 2 | 4 | 2 | 4 | 4 | 151 | SEDANG |
| 5 | 4 | 2 | 5 | 4 | 2 | 1 | 5 | 5 | 5 | 5 | 5 | 4 | 5 | 5 | 5 | 5 | 5 | 5 | 212 | TINGGI |
| 3 | 3 | 2 | 3 | 5 | 3 | 2 | 4 | 3 | 4 | 5 | 5 | 4 | 3 | 4 | 4 | 4 | 4 | 3 | 186 | SEDANG |
| 5 | 3 | 4 | 4 | 4 | 4 | 3 | 4 | 4 | 4 | 4 | 4 | 4 | 5 | 4 | 5 | 5 | 4 | 4 | 196 | TINGGI |
| 3 | 2 | 4 | 3 | 3 | 4 | 3 | 3 | 3 | 3 | 4 | 3 | 3 | 3 | 3 | 3 | 3 | 3 | 3 | 157 | SEDANG |
| 3 | 3 | 4 | 4 | 4 | 4 | 4 | 3 | 3 | 3 | 4 | 3 | 3 | 3 | 4 | 3 | 5 | 4 | 3 | 164 | SEDANG |
| 5 | 5 | 4 | 5 | 4 | 4 | 4 | 4 | 4 | 2 | 4 | 5 | 5 | 2 | 4 | 5 | 4 | 4 | 5 | 194 | SEDANG |

| | | | | | | | | | | | | | | | | | | | | | | | | | | | | | |
|-----|---|---|---|---|---|---|---|---|---|---|---|---|---|---|---|---|---|---|---|---|---|---|---|---|---|---|---|---|---|
| 51 | 4 | 5 | 4 | 5 | 4 | 4 | 2 | 3 | 3 | 3 | 5 | 1 | 3 | 5 | 4 | 5 | 5 | 5 | 3 | 5 | 3 | 3 | 3 | 1 | 3 | 5 | 1 | 3 | 3 |
| 52 | 5 | 5 | 5 | 5 | 5 | 5 | 5 | 2 | 5 | 5 | 5 | 5 | 5 | 5 | 5 | 5 | 5 | 5 | 3 | 5 | 5 | 5 | 5 | 5 | 5 | 5 | 5 | 5 | 5 |
| 53 | 2 | 3 | 2 | 4 | 4 | 4 | 4 | 4 | 4 | 3 | 3 | 4 | 4 | 3 | 4 | 3 | 3 | 3 | 3 | 3 | 3 | 4 | 4 | 4 | 4 | 4 | 2 | 4 | 2 |
| 54 | 4 | 5 | 5 | 5 | 3 | 4 | 4 | 1 | 4 | 5 | 5 | 2 | 4 | 5 | 5 | 5 | 5 | 1 | 5 | 4 | 5 | 2 | 1 | 1 | 5 | 1 | 5 | 5 | 2 |
| 55 | 2 | 3 | 1 | 4 | 4 | 4 | 4 | 3 | 3 | 3 | 5 | 3 | 4 | 3 | 5 | 5 | 5 | 3 | 3 | 5 | 4 | 3 | 4 | 3 | 3 | 3 | 2 | 3 | 3 |
| 56 | 2 | 2 | 4 | 3 | 4 | 4 | 4 | 4 | 4 | 4 | 4 | 4 | 4 | 3 | 5 | 3 | 3 | 5 | 2 | 5 | 4 | 4 | 4 | 2 | 1 | 3 | 4 | 4 | 3 |
| 57 | 2 | 3 | 4 | 3 | 4 | 3 | 4 | 4 | 4 | 3 | 3 | 4 | 4 | 3 | 5 | 5 | 3 | 4 | 4 | 4 | 4 | 2 | 3 | 4 | 2 | 3 | 1 | 2 | 3 |
| 58 | 5 | 3 | 3 | 3 | 4 | 3 | 3 | 2 | 4 | 3 | 3 | 4 | 3 | 2 | 4 | 3 | 3 | 3 | 4 | 3 | 4 | 2 | 3 | 3 | 3 | 3 | 1 | 3 | 3 |
| 59 | 1 | 2 | 3 | 2 | 2 | 4 | 4 | 3 | 3 | 3 | 3 | 4 | 4 | 3 | 4 | 4 | 4 | 4 | 4 | 4 | 2 | 3 | 2 | 4 | 4 | 3 | 2 | 4 | 4 |
| 60 | 5 | 5 | 4 | 5 | 5 | 5 | 4 | 3 | 5 | 3 | 3 | 5 | 5 | 2 | 5 | 5 | 5 | 4 | 5 | 5 | 3 | 5 | 5 | 5 | 4 | 3 | 4 | 4 | 4 |
| 61 | 1 | 4 | 4 | 4 | 4 | 4 | 4 | 5 | 4 | 2 | 5 | 4 | 4 | 5 | 5 | 5 | 5 | 4 | 5 | 5 | 5 | 4 | 2 | 2 | 4 | 1 | 5 | 4 | 3 |
| 62 | 4 | 4 | 4 | 4 | 4 | 4 | 4 | 3 | 4 | 3 | 3 | 4 | 4 | 3 | 4 | 3 | 3 | 5 | 4 | 3 | 4 | 3 | 4 | 4 | 4 | 3 | 4 | 3 | 3 |
| 63 | 2 | 2 | 4 | 3 | 4 | 4 | 3 | 4 | 2 | 3 | 4 | 2 | 3 | 4 | 4 | 4 | 4 | 4 | 4 | 4 | 4 | 3 | 3 | 2 | 2 | 3 | 3 | 4 | 3 |
| 64 | 4 | 5 | 4 | 4 | 4 | 4 | 4 | 4 | 4 | 3 | 3 | 5 | 4 | 5 | 5 | 4 | 4 | 4 | 2 | 3 | 3 | 4 | 4 | 4 | 4 | 4 | 3 | 3 | 3 |
| 65 | 4 | 4 | 3 | 4 | 3 | 4 | 1 | 5 | 5 | 4 | 5 | 4 | 4 | 3 | 4 | 5 | 5 | 3 | 3 | 3 | 4 | 3 | 4 | 1 | 4 | 3 | 3 | 3 | 3 |
| 66 | 1 | 1 | 2 | 3 | 3 | 4 | 3 | 5 | 1 | 4 | 4 | 4 | 4 | 5 | 5 | 5 | 5 | 5 | 2 | 5 | 4 | 4 | 4 | 5 | 5 | 2 | 4 | 5 | 5 |
| 67 | 3 | 3 | 5 | 4 | 5 | 5 | 3 | 5 | 5 | 4 | 5 | 3 | 4 | 5 | 5 | 5 | 5 | 5 | 3 | 5 | 5 | 3 | 5 | 5 | 5 | 5 | 3 | 4 | 5 |
| 68 | 4 | 3 | 1 | 5 | 5 | 5 | 3 | 4 | 4 | 4 | 3 | 5 | 5 | 5 | 2 | 2 | 1 | 5 | 1 | 5 | 3 | 5 | 5 | 4 | 2 | 5 | 1 | 5 | 5 |
| 69 | 1 | 2 | 1 | 2 | 4 | 4 | 2 | 5 | 1 | 3 | 5 | 3 | 3 | 4 | 4 | 5 | 5 | 5 | 3 | 5 | 4 | 2 | 2 | 1 | 3 | 5 | 1 | 4 | 4 |
| 70 | 1 | 1 | 3 | 1 | 1 | 1 | 1 | 5 | 1 | 5 | 5 | 1 | 1 | 5 | 5 | 5 | 5 | 5 | 1 | 5 | 1 | 5 | 1 | 5 | 1 | 3 | 3 | 3 | 3 |
| 71 | 4 | 4 | 3 | 1 | 4 | 4 | 4 | 4 | 4 | 2 | 4 | 4 | 4 | 4 | 4 | 5 | 5 | 5 | 4 | 5 | 5 | 2 | 4 | 4 | 4 | 5 | 2 | 4 | 5 |
| 72 | 3 | 3 | 2 | 1 | 4 | 4 | 3 | 5 | 3 | 4 | 5 | 4 | 4 | 4 | 5 | 5 | 5 | 4 | 5 | 1 | 4 | 4 | 2 | 4 | 2 | 3 | 4 | 3 | 3 |
| 73 | 4 | 4 | 5 | 4 | 3 | 4 | 2 | 5 | 2 | 3 | 5 | 1 | 4 | 2 | 5 | 5 | 5 | 5 | 2 | 5 | 4 | 4 | 1 | 1 | 1 | 4 | 1 | 4 | 4 |
| 74 | 2 | 2 | 4 | 2 | 4 | 4 | 2 | 4 | 2 | 4 | 4 | 2 | 2 | 4 | 2 | 4 | 4 | 4 | 2 | 3 | 4 | 4 | 4 | 4 | 2 | 4 | 2 | 4 | 4 |
| 75 | 1 | 1 | 4 | 4 | 1 | 2 | 1 | 4 | 1 | 4 | 5 | 1 | 1 | 2 | 5 | 4 | 5 | 4 | 1 | 5 | 2 | 5 | 1 | 2 | 3 | 4 | 1 | 4 | 4 |
| 76 | 5 | 4 | 4 | 4 | 4 | 4 | 4 | 4 | 4 | 3 | 3 | 3 | 4 | 3 | 4 | 3 | 3 | 5 | 3 | 3 | 4 | 5 | 4 | 4 | 4 | 3 | 3 | 3 | 3 |
| 77 | 2 | 4 | 5 | 4 | 4 | 4 | 4 | 4 | 4 | 5 | 5 | 4 | 4 | 5 | 5 | 5 | 4 | 5 | 4 | 5 | 5 | 4 | 4 | 4 | 4 | 5 | 2 | 4 | 4 |
| 78 | 3 | 3 | 4 | 2 | 3 | 4 | 3 | 3 | 4 | 3 | 4 | 5 | 4 | 3 | 5 | 3 | 5 | 4 | 5 | 4 | 5 | 4 | 5 | 4 | 2 | 4 | 1 | 5 | 4 |
| 79 | 4 | 4 | 3 | 3 | 4 | 4 | 3 | 5 | 4 | 4 | 5 | 4 | 2 | 5 | 4 | 5 | 5 | 4 | 2 | 5 | 2 | 3 | 4 | 5 | 3 | 4 | 2 | 5 | 3 |
| 80 | 4 | 4 | 4 | 4 | 4 | 4 | 3 | 3 | 4 | 3 | 3 | 4 | 4 | 3 | 4 | 3 | 3 | 3 | 4 | 3 | 3 | 3 | 4 | 4 | 4 | 3 | 4 | 3 | 3 |
| 81 | 4 | 5 | 4 | 4 | 5 | 4 | 4 | 5 | 4 | 3 | 5 | 3 | 4 | 5 | 5 | 3 | 5 | 5 | 3 | 5 | 4 | 5 | 4 | 5 | 5 | 3 | 4 | 3 | 5 |
| 82 | 5 | 5 | 4 | 2 | 3 | 3 | 3 | 4 | 3 | 4 | 4 | 2 | 3 | 2 | 4 | 3 | 4 | 3 | 1 | 3 | 2 | 3 | 2 | 3 | 2 | 3 | 2 | 5 | 4 |
| 83 | 3 | 3 | 4 | 4 | 4 | 4 | 3 | 3 | 3 | 3 | 4 | 4 | 2 | 4 | 3 | 3 | 3 | 4 | 3 | 4 | 3 | 4 | 4 | 4 | 4 | 3 | 3 | 3 | 3 |
| 84 | 4 | 4 | 4 | 2 | 4 | 2 | 2 | 4 | 2 | 4 | 4 | 2 | 2 | 4 | 5 | 5 | 5 | 5 | 2 | 5 | 2 | 5 | 2 | 1 | 2 | 4 | 2 | 4 | 3 |
| 85 | 4 | 5 | 4 | 4 | 3 | 4 | 4 | 3 | 4 | 3 | 3 | 4 | 4 | 3 | 4 | 3 | 3 | 5 | 4 | 3 | 3 | 3 | 4 | 3 | 4 | 3 | 3 | 2 | 3 |
| 86 | 2 | 5 | 4 | 4 | 3 | 4 | 3 | 4 | 3 | 4 | 3 | 4 | 4 | 5 | 4 | 3 | 3 | 5 | 4 | 5 | 4 | 4 | 3 | 3 | 4 | 2 | 3 | 5 | 5 |
| 87 | 3 | 4 | 4 | 2 | 4 | 3 | 2 | 2 | 1 | 3 | 2 | 2 | 3 | 3 | 4 | 4 | 3 | 4 | 2 | 3 | 3 | 3 | 2 | 2 | 3 | 3 | 3 | 4 | 3 |
| 88 | 4 | 4 | 4 | 3 | 4 | 4 | 4 | 3 | 4 | 5 | 3 | 4 | 4 | 5 | 5 | 5 | 5 | 5 | 5 | 5 | 5 | 5 | 4 | 3 | 5 | 5 | 1 | 5 | 5 |
| 89 | 2 | 2 | 3 | 3 | 4 | 4 | 4 | 3 | 4 | 4 | 4 | 4 | 4 | 4 | 4 | 4 | 4 | 4 | 4 | 4 | 4 | 4 | 4 | 4 | 4 | 3 | 3 | 4 | 4 |
| 90 | 2 | 4 | 4 | 3 | 3 | 2 | 2 | 3 | 2 | 4 | 3 | 4 | 4 | 4 | 5 | 5 | 3 | 3 | 3 | 5 | 4 | 5 | 2 | 2 | 2 | 5 | 4 | 3 | 3 |
| 91 | 4 | 4 | 2 | 4 | 5 | 5 | 4 | 5 | 4 | 5 | 5 | 4 | 4 | 5 | 4 | 5 | 5 | 5 | 5 | 5 | 2 | 4 | 2 | 4 | 2 | 3 | 4 | 5 | 3 |
| 92 | 1 | 1 | 2 | 2 | 2 | 2 | 2 | 2 | 2 | 4 | 4 | 2 | 2 | 4 | 2 | 4 | 4 | 4 | 2 | 4 | 2 | 4 | 2 | 2 | 2 | 4 | 2 | 4 | 4 |
| 93 | 2 | 2 | 1 | 1 | 2 | 2 | 2 | 4 | 4 | 3 | 3 | 3 | 2 | 4 | 4 | 4 | 4 | 4 | 2 | 3 | 4 | 2 | 2 | 2 | 2 | 4 | 2 | 4 | 4 |
| 94 | 3 | 2 | 4 | 3 | 3 | 4 | 3 | 2 | 3 | 3 | 3 | 3 | 3 | 3 | 4 | 2 | 5 | 4 | 2 | 3 | 3 | 5 | 4 | 3 | 2 | 4 | 3 | 5 | 3 |
| 95 | 4 | 4 | 3 | 4 | 5 | 5 | 5 | 5 | 4 | 5 | 5 | 4 | 4 | 5 | 5 | 5 | 5 | 5 | 4 | 5 | 4 | 5 | 5 | 1 | 3 | 5 | 1 | 5 | 3 |
| 96 | 3 | 2 | 4 | 4 | 3 | 4 | 3 | 4 | 3 | 3 | 3 | 4 | 3 | 3 | 5 | 4 | 3 | 3 | 3 | 3 | 4 | 5 | 3 | 4 | 4 | 3 | 3 | 3 | 3 |
| 97 | 1 | 1 | 2 | 1 | 2 | 1 | 1 | 1 | 1 | 2 | 2 | 1 | 4 | 3 | 5 | 5 | 5 | 3 | 2 | 5 | 1 | 5 | 1 | 1 | 1 | 5 | 1 | 5 | 1 |
| 98 | 4 | 4 | 4 | 4 | 4 | 2 | 4 | 5 | 4 | 5 | 5 | 4 | 4 | 5 | 4 | 5 | 5 | 5 | 2 | 5 | 4 | 4 | 4 | 4 | 4 | 5 | 1 | 2 | 2 |
| 99 | 4 | 4 | 4 | 4 | 4 | 3 | 4 | 2 | 4 | 2 | 2 | 4 | 4 | 2 | 4 | 3 | 2 | 2 | 4 | 3 | 3 | 3 | 4 | 3 | 3 | 3 | 4 | 3 | 3 |
| 100 | 5 | 5 | 5 | 5 | 5 | 3 | 5 | 5 | 5 | 4 | 4 | 5 | 5 | 4 | 3 | 5 | 4 | 4 | 4 | 3 | 5 | 2 | 3 | 4 | 4 | 2 | 2 | 2 | 3 |
| 101 | 2 | 4 | 4 | 4 | 4 | 4 | 2 | 4 | 2 | 3 | 3 | 2 | 4 | 4 | 3 | 3 | 3 | 3 | 2 | 3 | 4 | 4 | 2 | 2 | 3 | 4 | 3 | 4 | 3 |
| 102 | 3 | 2 | 3 | 2 | 3 | 2 | 3 | 4 | 4 | 5 | 4 | 2 | 2 | 4 | 4 | 2 | 2 | 2 | 4 | 5 | 4 | 2 | 1 | 4 | 4 | 3 | 4 | 4 | 4 |
| 103 | 5 | 4 | 4 | 4 | 3 | 3 | 3 | 3 | 3 | 3 | 3 | 4 | 3 | 2 | 4 | 5 | 4 | 3 | 3 | 3 | 3 | 2 | 3 | 3 | 3 | 3 | 3 | 3 | 4 |
| 104 | 4 | 4 | 1 | 4 | 2 | 2 | 4 | 3 | 4 | 3 | 3 | 4 | 4 | 5 | 4 | 4 | 3 | 5 | 2 | 5 | 3 | 4 | 4 | 5 | 4 | 2 | 5 | 3 | 3 |
| 105 | 2 | 3 | 1 | 3 | 3 | 5 | 5 | 4 | 4 | 3 | 5 | 2 | 4 | 3 | 5 | 5 | 3 | 5 | 4 | 5 | 2 | 3 | 4 | 5 | 5 | 3 | 3 | 5 | 5 |

| | | | | | | | | | | | | | | | | | | | | |
|---|---|---|---|---|---|---|---|---|---|---|---|---|---|---|---|---|---|---|-----|--------|
| 4 | 5 | 3 | 5 | 3 | 2 | 3 | 5 | 5 | 5 | 2 | 5 | 2 | 5 | 1 | 3 | 4 | 1 | 3 | 169 | SEDANG |
| 5 | 5 | 3 | 3 | 4 | 5 | 5 | 5 | 5 | 5 | 5 | 5 | 5 | 5 | 5 | 5 | 5 | 5 | 5 | 223 | TINGGI |
| 5 | 5 | 5 | 4 | 5 | 5 | 5 | 5 | 3 | 5 | 5 | 5 | 3 | 5 | 5 | 3 | 4 | 5 | 5 | 178 | SEDANG |
| 5 | 5 | 5 | 5 | 5 | 5 | 5 | 5 | 5 | 5 | 5 | 5 | 5 | 5 | 4 | 4 | 5 | 1 | 4 | 195 | SEDANG |
| 5 | 3 | 5 | 3 | 5 | 4 | 4 | 3 | 4 | 5 | 5 | 4 | 4 | 5 | 4 | 5 | 4 | 4 | 5 | 181 | SEDANG |
| 5 | 5 | 5 | 5 | 5 | 5 | 2 | 5 | 4 | 5 | 5 | 5 | 4 | 3 | 4 | 4 | 4 | 4 | 4 | 185 | SEDANG |
| 3 | 2 | 4 | 3 | 2 | 4 | 3 | 3 | 3 | 4 | 4 | 3 | 2 | 4 | 4 | 3 | 4 | 4 | 4 | 160 | SEDANG |
| 3 | 3 | 4 | 3 | 4 | 4 | 3 | 3 | 3 | 3 | 4 | 3 | 2 | 3 | 4 | 3 | 4 | 3 | 3 | 151 | SEDANG |
| 4 | 3 | 3 | 3 | 2 | 2 | 4 | 2 | 3 | 4 | 2 | 4 | 4 | 4 | 3 | 3 | 4 | 3 | 4 | 154 | SEDANG |
| 2 | 4 | 4 | 2 | 4 | 4 | 4 | 2 | 2 | 2 | 4 | 5 | 5 | 4 | 5 | 5 | 5 | 5 | 5 | 198 | TINGGI |
| 4 | 5 | 4 | 4 | 5 | 5 | 5 | 5 | 5 | 5 | 4 | 5 | 5 | 5 | 4 | 5 | 4 | 4 | 5 | 203 | TINGGI |
| 3 | 3 | 4 | 3 | 4 | 4 | 4 | 3 | 3 | 3 | 4 | 3 | 3 | 3 | 4 | 3 | 4 | 4 | 3 | 171 | SEDANG |
| 3 | 3 | 4 | 4 | 3 | 4 | 4 | 4 | 5 | 2 | 4 | 4 | 4 | 4 | 2 | 4 | 2 | 2 | 3 | 160 | SEDANG |
| 4 | 3 | 4 | 4 | 5 | 4 | 4 | 5 | 4 | 4 | 5 | 5 | 4 | 3 | 2 | 5 | 3 | 3 | 5 | 187 | SEDANG |
| 3 | 3 | 4 | 3 | 5 | 4 | 4 | 3 | 3 | 3 | 4 | 3 | 5 | 3 | 3 | 2 | 4 | 3 | 5 | 171 | SEDANG |
| 5 | 5 | 5 | 4 | 5 | 5 | 5 | 4 | 5 | 5 | 5 | 5 | 5 | 4 | 3 | 4 | 5 | 4 | 5 | 197 | TINGGI |
| 5 | 5 | 5 | 5 | 5 | 4 | 5 | 5 | 5 | 5 | 5 | 5 | 5 | 3 | 4 | 5 | 5 | 4 | 5 | 217 | TINGGI |
| 5 | 4 | 5 | 5 | 2 | 2 | 4 | 5 | 5 | 5 | 4 | 4 | 5 | 5 | 2 | 5 | 3 | 2 | 5 | 184 | SEDANG |
| 3 | 5 | 4 | 4 | 3 | 4 | 4 | 5 | 3 | 4 | 5 | 5 | 4 | 5 | 1 | 5 | 2 | 1 | 3 | 163 | SEDANG |
| 3 | 3 | 3 | 3 | 3 | 3 | 3 | 5 | 4 | 4 | 1 | 4 | 4 | 5 | 1 | 4 | 1 | 1 | 5 | 145 | RENDAH |
| 5 | 5 | 4 | 5 | 4 | 5 | 5 | 5 | 5 | 5 | 5 | 4 | 5 | 4 | 5 | 4 | 4 | 3 | 4 | 197 | TINGGI |
| 5 | 5 | 4 | 5 | 5 | 4 | 4 | 4 | 3 | 4 | 5 | 5 | 5 | 5 | 5 | 5 | 4 | 5 | 5 | 191 | SEDANG |
| 2 | 3 | 4 | 5 | 4 | 4 | 4 | 5 | 4 | 4 | 5 | 3 | 3 | 5 | 4 | 3 | 2 | 2 | 4 | 169 | SEDANG |
| 4 | 4 | 4 | 4 | 4 | 4 | 4 | 3 | 3 | 3 | 4 | 3 | 3 | 3 | 3 | 2 | 4 | 2 | 3 | 156 | SEDANG |
| 4 | 2 | 1 | 5 | 5 | 2 | 5 | 4 | 4 | 2 | 2 | 4 | 4 | 4 | 1 | 5 | 2 | 2 | 5 | 145 | RENDAH |
| 3 | 3 | 4 | 3 | 4 | 4 | 4 | 5 | 3 | 3 | 4 | 4 | 5 | 5 | 3 | 4 | 4 | 4 | 5 | 181 | SEDANG |
| 4 | 4 | 4 | 5 | 4 | 4 | 4 | 3 | 3 | 3 | 4 | 3 | 3 | 3 | 4 | 3 | 4 | 4 | 3 | 191 | SEDANG |
| 4 | 4 | 3 | 4 | 5 | 4 | 4 | 5 | 4 | 5 | 4 | 5 | 4 | 5 | 2 | 5 | 4 | 5 | 4 | 188 | SEDANG |
| 4 | 3 | 4 | 5 | 4 | 4 | 2 | 5 | 3 | 3 | 4 | 5 | 3 | 3 | 4 | 3 | 4 | 4 | 4 | 181 | SEDANG |
| 3 | 3 | 4 | 3 | 4 | 4 | 3 | 3 | 3 | 3 | 4 | 3 | 3 | 3 | 4 | 3 | 4 | 4 | 3 | 166 | SEDANG |
| 5 | 5 | 4 | 5 | 5 | 5 | 5 | 5 | 5 | 5 | 5 | 5 | 5 | 5 | 5 | 5 | 5 | 5 | 5 | 214 | TINGGI |
| 4 | 4 | 2 | 4 | 3 | 1 | 3 | 4 | 4 | 4 | 2 | 4 | 3 | 3 | 2 | 4 | 3 | 2 | 5 | 152 | SEDANG |
| 3 | 2 | 4 | 3 | 4 | 4 | 4 | 3 | 3 | 3 | 4 | 3 | 3 | 3 | 4 | 3 | 4 | 4 | 3 | 163 | SEDANG |
| 5 | 4 | 4 | 4 | 4 | 4 | 4 | 4 | 4 | 4 | 2 | 4 | 4 | 4 | 2 | 4 | 2 | 2 | 4 | 165 | SEDANG |
| 3 | 3 | 3 | 3 | 3 | 3 | 4 | 3 | 3 | 3 | 4 | 3 | 3 | 3 | 3 | 3 | 4 | 4 | 3 | 163 | SEDANG |
| 4 | 5 | 3 | 5 | 4 | 4 | 3 | 3 | 3 | 3 | 3 | 3 | 3 | 3 | 5 | 2 | 4 | 3 | 3 | 175 | SEDANG |
| 3 | 4 | 4 | 3 | 2 | 1 | 3 | 2 | 2 | 2 | 3 | 2 | 2 | 2 | 3 | 2 | 1 | 2 | 1 | 130 | RENDAH |
| 4 | 5 | 3 | 5 | 4 | 3 | 3 | 3 | 3 | 4 | 3 | 3 | 3 | 3 | 3 | 3 | 3 | 3 | 3 | 187 | SEDANG |
| 4 | 3 | 4 | 3 | 4 | 3 | 4 | 3 | 3 | 3 | 4 | 4 | 4 | 4 | 3 | 4 | 4 | 3 | 4 | 175 | SEDANG |
| 3 | 3 | 3 | 3 | 4 | 4 | 4 | 3 | 3 | 3 | 5 | 5 | 5 | 5 | 3 | 3 | 4 | 3 | 5 | 169 | SEDANG |
| 5 | 3 | 4 | 3 | 4 | 4 | 4 | 3 | 3 | 3 | 4 | 3 | 3 | 3 | 4 | 3 | 4 | 4 | 3 | 185 | SEDANG |
| 4 | 4 | 2 | 4 | 2 | 2 | 2 | 4 | 4 | 4 | 2 | 4 | 4 | 5 | 2 | 3 | 1 | 2 | 5 | 138 | RENDAH |
| 4 | 4 | 2 | 4 | 3 | 3 | 4 | 3 | 4 | 4 | 4 | 4 | 4 | 3 | 4 | 3 | 3 | 4 | 3 | 149 | RENDAH |
| 3 | 3 | 4 | 3 | 3 | 2 | 3 | 5 | 3 | 3 | 3 | 2 | 2 | 4 | 2 | 4 | 2 | 3 | 4 | 152 | SEDANG |
| 5 | 3 | 5 | 5 | 4 | 4 | 4 | 5 | 5 | 5 | 5 | 5 | 5 | 3 | 4 | 5 | 4 | 4 | 5 | 208 | TINGGI |
| 3 | 4 | 4 | 4 | 4 | 2 | 4 | 3 | 3 | 3 | 4 | 4 | 5 | 4 | 4 | 3 | 5 | 2 | 3 | 167 | SEDANG |
| 2 | 1 | 1 | 5 | 1 | 1 | 2 | 1 | 2 | 2 | 3 | 2 | 2 | 5 | 1 | 4 | 1 | 1 | 4 | 110 | RENDAH |
| 4 | 5 | 4 | 5 | 4 | 4 | 4 | 5 | 5 | 5 | 1 | 5 | 5 | 5 | 2 | 5 | 4 | 4 | 5 | 195 | SEDANG |
| 3 | 3 | 4 | 3 | 4 | 4 | 4 | 3 | 2 | 2 | 4 | 3 | 3 | 2 | 4 | 2 | 1 | 3 | 2 | 150 | RENDAH |
| 3 | 4 | 3 | 3 | 4 | 4 | 4 | 2 | 2 | 3 | 5 | 5 | 5 | 5 | 4 | 4 | 5 | 4 | 4 | 188 | SEDANG |
| 3 | 3 | 4 | 3 | 4 | 4 | 4 | 3 | 3 | 3 | 4 | 3 | 3 | 3 | 5 | 5 | 4 | 4 | 3 | 161 | SEDANG |
| 4 | 4 | 2 | 4 | 2 | 4 | 4 | 2 | 4 | 5 | 5 | 5 | 4 | 2 | 2 | 4 | 2 | 2 | 4 | 157 | SEDANG |
| 3 | 3 | 4 | 3 | 4 | 3 | 3 | 5 | 3 | 3 | 4 | 3 | 4 | 3 | 4 | 3 | 2 | 3 | 3 | 159 | SEDANG |
| 3 | 3 | 5 | 3 | 4 | 4 | 4 | 3 | 4 | 5 | 5 | 5 | 3 | 3 | 4 | 3 | 4 | 4 | 3 | 173 | SEDANG |
| 5 | 3 | 4 | 3 | 4 | 5 | 4 | 5 | 3 | 5 | 5 | 5 | 5 | 5 | 4 | 5 | 5 | 4 | 5 | 193 | SEDANG |

Lampiran 9 tabel frequency Skala Pet Attachment

AITEM01

| | | Frequency | Percent | Valid Percent | Cumulative Percent |
|-------|-------|-----------|---------|---------------|--------------------|
| Valid | 1 | 66 | 62.9 | 62.9 | 62.9 |
| | 2 | 34 | 32.4 | 32.4 | 95.2 |
| | 3 | 5 | 4.8 | 4.8 | 100.0 |
| | Total | 105 | 100.0 | 100.0 | |

AITEM02

| | | Frequency | Percent | Valid Percent | Cumulative Percent |
|-------|-------|-----------|---------|---------------|--------------------|
| Valid | 1 | 71 | 67.6 | 67.6 | 67.6 |
| | 2 | 31 | 29.5 | 29.5 | 97.1 |
| | 3 | 3 | 2.9 | 2.9 | 100.0 |
| | Total | 105 | 100.0 | 100.0 | |

AITEM03

| | | Frequency | Percent | Valid Percent | Cumulative Percent |
|-------|-------|-----------|---------|---------------|--------------------|
| Valid | 1 | 50 | 47.6 | 47.6 | 47.6 |
| | 2 | 45 | 42.9 | 42.9 | 90.5 |
| | 3 | 9 | 8.6 | 8.6 | 99.0 |
| | 4 | 1 | 1.0 | 1.0 | 100.0 |
| | Total | 105 | 100.0 | 100.0 | |

AITEM04

| | | Frequency | Percent | Valid Percent | Cumulative Percent |
|-------|-------|-----------|---------|---------------|--------------------|
| Valid | 1 | 63 | 60.0 | 60.0 | 60.0 |
| | 2 | 30 | 28.6 | 28.6 | 88.6 |
| | 3 | 11 | 10.5 | 10.5 | 99.0 |
| | 4 | 1 | 1.0 | 1.0 | 100.0 |
| | Total | 105 | 100.0 | 100.0 | |

AITEM05

| | | Frequency | Percent | Valid Percent | Cumulative Percent |
|-------|-------|-----------|---------|---------------|--------------------|
| Valid | 2 | 6 | 5.7 | 5.7 | 5.7 |
| | 3 | 37 | 35.2 | 35.2 | 41.0 |
| | 4 | 62 | 59.0 | 59.0 | 100.0 |
| | Total | 105 | 100.0 | 100.0 | |

AITEM06

| | | Frequency | Percent | Valid Percent | Cumulative Percent |
|-------|-------|-----------|---------|---------------|--------------------|
| Valid | 1 | 1 | 1.0 | 1.0 | 1.0 |
| | 2 | 29 | 27.6 | 27.6 | 28.6 |
| | 3 | 44 | 41.9 | 41.9 | 70.5 |
| | 4 | 31 | 29.5 | 29.5 | 100.0 |
| | Total | 105 | 100.0 | 100.0 | |

AITEM07

| | | Frequency | Percent | Valid Percent | Cumulative Percent |
|-------|-------|-----------|---------|---------------|--------------------|
| Valid | 1 | 1 | 1.0 | 1.0 | 1.0 |
| | 3 | 34 | 32.4 | 32.4 | 33.3 |
| | 4 | 70 | 66.7 | 66.7 | 100.0 |
| | Total | 105 | 100.0 | 100.0 | |

AITEM08

| | | Frequency | Percent | Valid Percent | Cumulative Percent |
|-------|-------|-----------|---------|---------------|--------------------|
| Valid | 1 | 1 | 1.0 | 1.0 | 1.0 |
| | 2 | 8 | 7.6 | 7.6 | 8.6 |
| | 3 | 31 | 29.5 | 29.5 | 38.1 |
| | 4 | 65 | 61.9 | 61.9 | 100.0 |
| | Total | 105 | 100.0 | 100.0 | |

AITEM09

| | | Frequency | Percent | Valid Percent | Cumulative Percent |
|-------|-------|-----------|---------|---------------|--------------------|
| Valid | 2 | 1 | 1.0 | 1.0 | 1.0 |
| | 3 | 27 | 25.7 | 25.7 | 26.7 |
| | 4 | 77 | 73.3 | 73.3 | 100.0 |
| | Total | 105 | 100.0 | 100.0 | |

AITEM10

| | | Frequency | Percent | Valid Percent | Cumulative Percent |
|-------|-------|-----------|---------|---------------|--------------------|
| Valid | 1 | 6 | 5.7 | 5.7 | 5.7 |
| | 2 | 42 | 40.0 | 40.0 | 45.7 |
| | 3 | 33 | 31.4 | 31.4 | 77.1 |
| | 4 | 24 | 22.9 | 22.9 | 100.0 |
| | Total | 105 | 100.0 | 100.0 | |

AITEM11

| | | Frequency | Percent | Valid Percent | Cumulative Percent |
|-------|-------|-----------|---------|---------------|--------------------|
| Valid | 1 | 3 | 2.9 | 2.9 | 2.9 |
| | 2 | 18 | 17.1 | 17.1 | 20.0 |
| | 3 | 54 | 51.4 | 51.4 | 71.4 |
| | 4 | 30 | 28.6 | 28.6 | 100.0 |
| | Total | 105 | 100.0 | 100.0 | |

AITEM12

| | | Frequency | Percent | Valid Percent | Cumulative Percent |
|-------|-------|-----------|---------|---------------|--------------------|
| Valid | 2 | 12 | 11.4 | 11.4 | 11.4 |
| | 3 | 44 | 41.9 | 41.9 | 53.3 |
| | 4 | 49 | 46.7 | 46.7 | 100.0 |
| | Total | 105 | 100.0 | 100.0 | |

AITEM13

| | | Frequency | Percent | Valid Percent | Cumulative Percent |
|-------|-------|-----------|---------|---------------|--------------------|
| Valid | 1 | 1 | 1.0 | 1.0 | 1.0 |
| | 2 | 4 | 3.8 | 3.8 | 4.8 |
| | 3 | 40 | 38.1 | 38.1 | 42.9 |
| | 4 | 60 | 57.1 | 57.1 | 100.0 |
| | Total | 105 | 100.0 | 100.0 | |

AITEM14

| | | Frequency | Percent | Valid Percent | Cumulative Percent |
|-------|-------|-----------|---------|---------------|--------------------|
| Valid | 2 | 7 | 6.7 | 6.7 | 6.7 |
| | 3 | 46 | 43.8 | 43.8 | 50.5 |
| | 4 | 52 | 49.5 | 49.5 | 100.0 |
| | Total | 105 | 100.0 | 100.0 | |

AITEM15

| | | Frequency | Percent | Valid Percent | Cumulative Percent |
|-------|-------|-----------|---------|---------------|--------------------|
| Valid | 1 | 6 | 5.7 | 5.7 | 5.7 |
| | 2 | 12 | 11.4 | 11.4 | 17.1 |
| | 3 | 52 | 49.5 | 49.5 | 66.7 |
| | 4 | 35 | 33.3 | 33.3 | 100.0 |
| | Total | 105 | 100.0 | 100.0 | |

AITEM16

| | | Frequency | Percent | Valid Percent | Cumulative Percent |
|-------|-------|-----------|---------|---------------|--------------------|
| Valid | 1 | 6 | 5.7 | 5.7 | 5.7 |
| | 2 | 30 | 28.6 | 28.6 | 34.3 |
| | 3 | 38 | 36.2 | 36.2 | 70.5 |
| | 4 | 31 | 29.5 | 29.5 | 100.0 |
| | Total | 105 | 100.0 | 100.0 | |

AITEM17

| | | Frequency | Percent | Valid Percent | Cumulative Percent |
|-------|-------|-----------|---------|---------------|--------------------|
| Valid | 1 | 3 | 2.9 | 2.9 | 2.9 |
| | 2 | 22 | 21.0 | 21.0 | 23.8 |
| | 3 | 60 | 57.1 | 57.1 | 81.0 |
| | 4 | 20 | 19.0 | 19.0 | 100.0 |
| | Total | 105 | 100.0 | 100.0 | |

AITEM18

| | | Frequency | Percent | Valid Percent | Cumulative Percent |
|-------|-------|-----------|---------|---------------|--------------------|
| Valid | 1 | 4 | 3.8 | 3.8 | 3.8 |
| | 2 | 21 | 20.0 | 20.0 | 23.8 |
| | 3 | 49 | 46.7 | 46.7 | 70.5 |
| | 4 | 31 | 29.5 | 29.5 | 100.0 |
| | Total | 105 | 100.0 | 100.0 | |

AITEM19

| | | Frequency | Percent | Valid Percent | Cumulative Percent |
|-------|-------|-----------|---------|---------------|-----------------------|
| Valid | 1 | 6 | 5.7 | 5.7 | 5.7 |
| | 2 | 29 | 27.6 | 27.6 | 33.3 |
| | 3 | 48 | 45.7 | 45.7 | 79.0 |
| | 4 | 22 | 21.0 | 21.0 | 100.0 |
| | Total | 105 | 100.0 | 100.0 | |

AITEM20

| | | Frequency | Percent | Valid Percent | Cumulative Percent |
|-------|-------|-----------|---------|---------------|-----------------------|
| Valid | 1 | 6 | 5.7 | 5.7 | 5.7 |
| | 2 | 14 | 13.3 | 13.3 | 19.0 |
| | 3 | 59 | 56.2 | 56.2 | 75.2 |
| | 4 | 26 | 24.8 | 24.8 | 100.0 |
| | Total | 105 | 100.0 | 100.0 | |

Lampiran 10 tabel frequency Psychological Well Being

AITEM01

| | Frequency | Percent | Valid Percent | Cumulative Percent |
|---------|-----------|---------|---------------|--------------------|
| Valid 1 | 16 | 15.2 | 15.2 | 15.2 |
| 2 | 25 | 23.8 | 23.8 | 39.0 |
| 3 | 18 | 17.1 | 17.1 | 56.2 |
| 4 | 33 | 31.4 | 31.4 | 87.6 |
| 5 | 13 | 12.4 | 12.4 | 100.0 |
| Total | 105 | 100.0 | 100.0 | |

AITEM02

| | Frequency | Percent | Valid Percent | Cumulative Percent |
|---------|-----------|---------|---------------|--------------------|
| Valid 1 | 9 | 8.6 | 8.6 | 8.6 |
| 2 | 25 | 23.8 | 23.8 | 32.4 |
| 3 | 19 | 18.1 | 18.1 | 50.5 |
| 4 | 36 | 34.3 | 34.3 | 84.8 |
| 5 | 16 | 15.2 | 15.2 | 100.0 |
| Total | 105 | 100.0 | 100.0 | |

AITEM03

| | Frequency | Percent | Valid Percent | Cumulative Percent |
|---------|-----------|---------|---------------|--------------------|
| Valid 1 | 10 | 9.5 | 9.5 | 9.5 |
| 2 | 11 | 10.5 | 10.5 | 20.0 |
| 3 | 18 | 17.1 | 17.1 | 37.1 |
| 4 | 51 | 48.6 | 48.6 | 85.7 |
| 5 | 15 | 14.3 | 14.3 | 100.0 |
| Total | 105 | 100.0 | 100.0 | |

AITEM04

| | Frequency | Percent | Valid Percent | Cumulative Percent |
|---------|-----------|---------|---------------|--------------------|
| Valid 1 | 9 | 8.6 | 8.6 | 8.6 |
| 2 | 15 | 14.3 | 14.3 | 22.9 |
| 3 | 24 | 22.9 | 22.9 | 45.7 |
| 4 | 42 | 40.0 | 40.0 | 85.7 |
| 5 | 15 | 14.3 | 14.3 | 100.0 |
| Total | 105 | 100.0 | 100.0 | |

AITEM05

| | Frequency | Percent | Valid Percent | Cumulative Percent |
|---------|-----------|---------|---------------|--------------------|
| Valid 1 | 5 | 4.8 | 4.8 | 4.8 |
| 2 | 11 | 10.5 | 10.5 | 15.2 |
| 3 | 18 | 17.1 | 17.1 | 32.4 |
| 4 | 54 | 51.4 | 51.4 | 83.8 |
| 5 | 17 | 16.2 | 16.2 | 100.0 |
| Total | 105 | 100.0 | 100.0 | |

AITEM06

| | Frequency | Percent | Valid Percent | Cumulative Percent |
|---------|-----------|---------|---------------|--------------------|
| Valid 1 | 7 | 6.7 | 6.7 | 6.7 |
| 2 | 11 | 10.5 | 10.5 | 17.1 |
| 3 | 11 | 10.5 | 10.5 | 27.6 |
| 4 | 58 | 55.2 | 55.2 | 82.9 |
| 5 | 18 | 17.1 | 17.1 | 100.0 |
| Total | 105 | 100.0 | 100.0 | |

AITEM07

| | | Frequency | Percent | Valid Percent | Cumulative Percent |
|-------|-------|-----------|---------|---------------|--------------------|
| Valid | 1 | 7 | 6.7 | 6.7 | 6.7 |
| | 2 | 17 | 16.2 | 16.2 | 22.9 |
| | 3 | 22 | 21.0 | 21.0 | 43.8 |
| | 4 | 49 | 46.7 | 46.7 | 90.5 |
| | 5 | 10 | 9.5 | 9.5 | 100.0 |
| | Total | 105 | 100.0 | 100.0 | |

AITEM08

| | | Frequency | Percent | Valid Percent | Cumulative Percent |
|-------|-------|-----------|---------|---------------|--------------------|
| Valid | 1 | 3 | 2.9 | 2.9 | 2.9 |
| | 2 | 11 | 10.5 | 10.5 | 13.3 |
| | 3 | 28 | 26.7 | 26.7 | 40.0 |
| | 4 | 39 | 37.1 | 37.1 | 77.1 |
| | 5 | 24 | 22.9 | 22.9 | 100.0 |
| | Total | 105 | 100.0 | 100.0 | |

AITEM09

| | | Frequency | Percent | Valid Percent | Cumulative Percent |
|-------|-------|-----------|---------|---------------|--------------------|
| Valid | 1 | 11 | 10.5 | 10.5 | 10.5 |
| | 2 | 14 | 13.3 | 13.3 | 23.8 |
| | 3 | 17 | 16.2 | 16.2 | 40.0 |
| | 4 | 54 | 51.4 | 51.4 | 91.4 |
| | 5 | 9 | 8.6 | 8.6 | 100.0 |
| | Total | 105 | 100.0 | 100.0 | |

AITEM10

| | Frequency | Percent | Valid Percent | Cumulative Percent |
|---------|-----------|---------|---------------|--------------------|
| Valid 2 | 7 | 6.7 | 6.7 | 6.7 |
| 3 | 48 | 45.7 | 45.7 | 52.4 |
| 4 | 30 | 28.6 | 28.6 | 81.0 |
| 5 | 20 | 19.0 | 19.0 | 100.0 |
| Total | 105 | 100.0 | 100.0 | |

AITEM11

| | Frequency | Percent | Valid Percent | Cumulative Percent |
|---------|-----------|---------|---------------|--------------------|
| Valid 2 | 5 | 4.8 | 4.8 | 4.8 |
| 3 | 39 | 37.1 | 37.1 | 41.9 |
| 4 | 30 | 28.6 | 28.6 | 70.5 |
| 5 | 31 | 29.5 | 29.5 | 100.0 |
| Total | 105 | 100.0 | 100.0 | |

AITEM12

| | Frequency | Percent | Valid Percent | Cumulative Percent |
|---------|-----------|---------|---------------|--------------------|
| Valid 1 | 5 | 4.8 | 4.8 | 4.8 |
| 2 | 18 | 17.1 | 17.1 | 21.9 |
| 3 | 17 | 16.2 | 16.2 | 38.1 |
| 4 | 54 | 51.4 | 51.4 | 89.5 |
| 5 | 11 | 10.5 | 10.5 | 100.0 |
| Total | 105 | 100.0 | 100.0 | |

AITEM13

| | | Frequency | Percent | Valid Percent | Cumulative Percent |
|-------|-------|-----------|---------|---------------|--------------------|
| Valid | 1 | 5 | 4.8 | 4.8 | 4.8 |
| | 2 | 13 | 12.4 | 12.4 | 17.1 |
| | 3 | 15 | 14.3 | 14.3 | 31.4 |
| | 4 | 60 | 57.1 | 57.1 | 88.6 |
| | 5 | 12 | 11.4 | 11.4 | 100.0 |
| | Total | 105 | 100.0 | 100.0 | |

AITEM14

| | | Frequency | Percent | Valid Percent | Cumulative Percent |
|-------|-------|-----------|---------|---------------|--------------------|
| Valid | 2 | 11 | 10.5 | 10.5 | 10.5 |
| | 3 | 36 | 34.3 | 34.3 | 44.8 |
| | 4 | 27 | 25.7 | 25.7 | 70.5 |
| | 5 | 31 | 29.5 | 29.5 | 100.0 |
| | Total | 105 | 100.0 | 100.0 | |

AITEM15

| | | Frequency | Percent | Valid Percent | Cumulative Percent |
|-------|-------|-----------|---------|---------------|--------------------|
| Valid | 1 | 2 | 1.9 | 1.9 | 1.9 |
| | 2 | 5 | 4.8 | 4.8 | 6.7 |
| | 3 | 3 | 2.9 | 2.9 | 9.5 |
| | 4 | 57 | 54.3 | 54.3 | 63.8 |
| | 5 | 38 | 36.2 | 36.2 | 100.0 |
| | Total | 105 | 100.0 | 100.0 | |

AITEM16

| | | Frequency | Percent | Valid Percent | Cumulative Percent |
|-------|-------|-----------|---------|---------------|--------------------|
| Valid | 2 | 8 | 7.6 | 7.6 | 7.6 |
| | 3 | 35 | 33.3 | 33.3 | 41.0 |
| | 4 | 19 | 18.1 | 18.1 | 59.0 |
| | 5 | 43 | 41.0 | 41.0 | 100.0 |
| | Total | 105 | 100.0 | 100.0 | |

AITEM17

| | | Frequency | Percent | Valid Percent | Cumulative Percent |
|-------|-------|-----------|---------|---------------|--------------------|
| Valid | 1 | 1 | 1.0 | 1.0 | 1.0 |
| | 2 | 5 | 4.8 | 4.8 | 5.7 |
| | 3 | 38 | 36.2 | 36.2 | 41.9 |
| | 4 | 20 | 19.0 | 19.0 | 61.0 |
| | 5 | 41 | 39.0 | 39.0 | 100.0 |
| | Total | 105 | 100.0 | 100.0 | |

AITEM18

| | | Frequency | Percent | Valid Percent | Cumulative Percent |
|-------|-------|-----------|---------|---------------|--------------------|
| Valid | 1 | 1 | 1.0 | 1.0 | 1.0 |
| | 2 | 4 | 3.8 | 3.8 | 4.8 |
| | 3 | 28 | 26.7 | 26.7 | 31.4 |
| | 4 | 25 | 23.8 | 23.8 | 55.2 |
| | 5 | 47 | 44.8 | 44.8 | 100.0 |
| | Total | 105 | 100.0 | 100.0 | |

AITEM19

| | Frequency | Percent | Valid Percent | Cumulative Percent |
|---------|-----------|---------|---------------|--------------------|
| Valid 1 | 10 | 9.5 | 9.5 | 9.5 |
| 2 | 24 | 22.9 | 22.9 | 32.4 |
| 3 | 22 | 21.0 | 21.0 | 53.3 |
| 4 | 39 | 37.1 | 37.1 | 90.5 |
| 5 | 10 | 9.5 | 9.5 | 100.0 |
| Total | 105 | 100.0 | 100.0 | |

AITEM20

| | Frequency | Percent | Valid Percent | Cumulative Percent |
|---------|-----------|---------|---------------|--------------------|
| Valid 1 | 1 | 1.0 | 1.0 | 1.0 |
| 2 | 1 | 1.0 | 1.0 | 1.9 |
| 3 | 34 | 32.4 | 32.4 | 34.3 |
| 4 | 12 | 11.4 | 11.4 | 45.7 |
| 5 | 57 | 54.3 | 54.3 | 100.0 |
| Total | 105 | 100.0 | 100.0 | |

AITEM21

| | Frequency | Percent | Valid Percent | Cumulative Percent |
|---------|-----------|---------|---------------|--------------------|
| Valid 1 | 5 | 4.8 | 4.8 | 4.8 |
| 2 | 16 | 15.2 | 15.2 | 20.0 |
| 3 | 23 | 21.9 | 21.9 | 41.9 |
| 4 | 47 | 44.8 | 44.8 | 86.7 |
| 5 | 14 | 13.3 | 13.3 | 100.0 |
| Total | 105 | 100.0 | 100.0 | |

AITEM22

| | | Frequency | Percent | Valid Percent | Cumulative Percent |
|-------|-------|-----------|---------|---------------|--------------------|
| Valid | 2 | 15 | 14.3 | 14.3 | 14.3 |
| | 3 | 32 | 30.5 | 30.5 | 44.8 |
| | 4 | 28 | 26.7 | 26.7 | 71.4 |
| | 5 | 30 | 28.6 | 28.6 | 100.0 |
| | Total | 105 | 100.0 | 100.0 | |

AITEM23

| | | Frequency | Percent | Valid Percent | Cumulative Percent |
|-------|-------|-----------|---------|---------------|--------------------|
| Valid | 1 | 12 | 11.4 | 11.4 | 11.4 |
| | 2 | 16 | 15.2 | 15.2 | 26.7 |
| | 3 | 14 | 13.3 | 13.3 | 40.0 |
| | 4 | 52 | 49.5 | 49.5 | 89.5 |
| | 5 | 11 | 10.5 | 10.5 | 100.0 |
| | Total | 105 | 100.0 | 100.0 | |

AITEM24

| | | Frequency | Percent | Valid Percent | Cumulative Percent |
|-------|-------|-----------|---------|---------------|--------------------|
| Valid | 1 | 14 | 13.3 | 13.3 | 13.3 |
| | 2 | 15 | 14.3 | 14.3 | 27.6 |
| | 3 | 16 | 15.2 | 15.2 | 42.9 |
| | 4 | 41 | 39.0 | 39.0 | 81.9 |
| | 5 | 19 | 18.1 | 18.1 | 100.0 |
| | Total | 105 | 100.0 | 100.0 | |

AITEM25

| | | Frequency | Percent | Valid Percent | Cumulative Percent |
|-------|-------|-----------|---------|---------------|--------------------|
| Valid | 1 | 9 | 8.6 | 8.6 | 8.6 |
| | 2 | 20 | 19.0 | 19.0 | 27.6 |
| | 3 | 22 | 21.0 | 21.0 | 48.6 |
| | 4 | 42 | 40.0 | 40.0 | 88.6 |
| | 5 | 12 | 11.4 | 11.4 | 100.0 |
| | Total | 105 | 100.0 | 100.0 | |

AITEM26

| | | Frequency | Percent | Valid Percent | Cumulative Percent |
|-------|-------|-----------|---------|---------------|--------------------|
| Valid | 1 | 1 | 1.0 | 1.0 | 1.0 |
| | 2 | 9 | 8.6 | 8.6 | 9.5 |
| | 3 | 47 | 44.8 | 44.8 | 54.3 |
| | 4 | 23 | 21.9 | 21.9 | 76.2 |
| | 5 | 25 | 23.8 | 23.8 | 100.0 |
| | Total | 105 | 100.0 | 100.0 | |

AITEM27

| | | Frequency | Percent | Valid Percent | Cumulative Percent |
|-------|-------|-----------|---------|---------------|--------------------|
| Valid | 1 | 21 | 20.0 | 20.0 | 20.0 |
| | 2 | 18 | 17.1 | 17.1 | 37.1 |
| | 3 | 36 | 34.3 | 34.3 | 71.4 |
| | 4 | 22 | 21.0 | 21.0 | 92.4 |
| | 5 | 8 | 7.6 | 7.6 | 100.0 |
| | Total | 105 | 100.0 | 100.0 | |

AITEM28

| | | Frequency | Percent | Valid Percent | Cumulative Percent |
|-------|-------|-----------|---------|---------------|--------------------|
| Valid | 2 | 10 | 9.5 | 9.5 | 9.5 |
| | 3 | 33 | 31.4 | 31.4 | 41.0 |
| | 4 | 35 | 33.3 | 33.3 | 74.3 |
| | 5 | 27 | 25.7 | 25.7 | 100.0 |
| | Total | 105 | 100.0 | 100.0 | |

AITEM29

| | | Frequency | Percent | Valid Percent | Cumulative Percent |
|-------|-------|-----------|---------|---------------|--------------------|
| Valid | 1 | 3 | 2.9 | 2.9 | 2.9 |
| | 2 | 9 | 8.6 | 8.6 | 11.4 |
| | 3 | 46 | 43.8 | 43.8 | 55.2 |
| | 4 | 23 | 21.9 | 21.9 | 77.1 |
| | 5 | 24 | 22.9 | 22.9 | 100.0 |
| | Total | 105 | 100.0 | 100.0 | |

AITEM30

| | | Frequency | Percent | Valid Percent | Cumulative Percent |
|-------|-------|-----------|---------|---------------|--------------------|
| Valid | 2 | 7 | 6.7 | 6.7 | 6.7 |
| | 3 | 40 | 38.1 | 38.1 | 44.8 |
| | 4 | 28 | 26.7 | 26.7 | 71.4 |
| | 5 | 30 | 28.6 | 28.6 | 100.0 |
| | Total | 105 | 100.0 | 100.0 | |

AITEM30

| | | Frequency | Percent | Valid Percent | Cumulative Percent |
|-------|-------|-----------|---------|---------------|--------------------|
| Valid | 2 | 7 | 6.7 | 6.7 | 6.7 |
| | 3 | 40 | 38.1 | 38.1 | 44.8 |
| | 4 | 28 | 26.7 | 26.7 | 71.4 |
| | 5 | 30 | 28.6 | 28.6 | 100.0 |
| | Total | 105 | 100.0 | 100.0 | |

AITEM31

| | | Frequency | Percent | Valid Percent | Cumulative Percent |
|-------|-------|-----------|---------|---------------|--------------------|
| Valid | 1 | 2 | 1.9 | 1.9 | 1.9 |
| | 2 | 11 | 10.5 | 10.5 | 12.4 |
| | 3 | 44 | 41.9 | 41.9 | 54.3 |
| | 4 | 20 | 19.0 | 19.0 | 73.3 |
| | 5 | 28 | 26.7 | 26.7 | 100.0 |
| | Total | 105 | 100.0 | 100.0 | |

AITEM32

| | | Frequency | Percent | Valid Percent | Cumulative Percent |
|-------|-------|-----------|---------|---------------|--------------------|
| Valid | 1 | 3 | 2.9 | 2.9 | 2.9 |
| | 2 | 10 | 9.5 | 9.5 | 12.4 |
| | 3 | 12 | 11.4 | 11.4 | 23.8 |
| | 4 | 61 | 58.1 | 58.1 | 81.9 |
| | 5 | 19 | 18.1 | 18.1 | 100.0 |
| | Total | 105 | 100.0 | 100.0 | |

AITEM33

| | Frequency | Percent | Valid Percent | Cumulative Percent |
|---------|-----------|---------|---------------|--------------------|
| Valid 2 | 6 | 5.7 | 5.7 | 5.7 |
| 3 | 45 | 42.9 | 42.9 | 48.6 |
| 4 | 29 | 27.6 | 27.6 | 76.2 |
| 5 | 25 | 23.8 | 23.8 | 100.0 |
| Total | 105 | 100.0 | 100.0 | |

AITEM34

| | Frequency | Percent | Valid Percent | Cumulative Percent |
|---------|-----------|---------|---------------|--------------------|
| Valid 1 | 3 | 2.9 | 2.9 | 2.9 |
| 2 | 14 | 13.3 | 13.3 | 16.2 |
| 3 | 15 | 14.3 | 14.3 | 30.5 |
| 4 | 50 | 47.6 | 47.6 | 78.1 |
| 5 | 23 | 21.9 | 21.9 | 100.0 |
| Total | 105 | 100.0 | 100.0 | |

AITEM35

| | Frequency | Percent | Valid Percent | Cumulative Percent |
|---------|-----------|---------|---------------|--------------------|
| Valid 1 | 7 | 6.7 | 6.7 | 6.7 |
| 2 | 15 | 14.3 | 14.3 | 21.0 |
| 3 | 14 | 13.3 | 13.3 | 34.3 |
| 4 | 55 | 52.4 | 52.4 | 86.7 |
| 5 | 14 | 13.3 | 13.3 | 100.0 |
| Total | 105 | 100.0 | 100.0 | |

AITEM36

| | | Frequency | Percent | Valid Percent | Cumulative Percent |
|-------|-------|-----------|---------|---------------|--------------------|
| Valid | 1 | 5 | 4.8 | 4.8 | 4.8 |
| | 2 | 8 | 7.6 | 7.6 | 12.4 |
| | 3 | 17 | 16.2 | 16.2 | 28.6 |
| | 4 | 59 | 56.2 | 56.2 | 84.8 |
| | 5 | 16 | 15.2 | 15.2 | 100.0 |
| | Total | 105 | 100.0 | 100.0 | |

AITEM37

| | | Frequency | Percent | Valid Percent | Cumulative Percent |
|-------|-------|-----------|---------|---------------|--------------------|
| Valid | 1 | 1 | 1.0 | 1.0 | 1.0 |
| | 2 | 8 | 7.6 | 7.6 | 8.6 |
| | 3 | 40 | 38.1 | 38.1 | 46.7 |
| | 4 | 20 | 19.0 | 19.0 | 65.7 |
| | 5 | 36 | 34.3 | 34.3 | 100.0 |
| | Total | 105 | 100.0 | 100.0 | |

AITEM38

| | | Frequency | Percent | Valid Percent | Cumulative Percent |
|-------|-------|-----------|---------|---------------|--------------------|
| Valid | 2 | 10 | 9.5 | 9.5 | 9.5 |
| | 3 | 45 | 42.9 | 42.9 | 52.4 |
| | 4 | 26 | 24.8 | 24.8 | 77.1 |
| | 5 | 24 | 22.9 | 22.9 | 100.0 |
| | Total | 105 | 100.0 | 100.0 | |

AITEM39

| | | Frequency | Percent | Valid Percent | Cumulative Percent |
|-------|-------|-----------|---------|---------------|--------------------|
| Valid | 2 | 10 | 9.5 | 9.5 | 9.5 |
| | 3 | 40 | 38.1 | 38.1 | 47.6 |
| | 4 | 28 | 26.7 | 26.7 | 74.3 |
| | 5 | 27 | 25.7 | 25.7 | 100.0 |
| | Total | 105 | 100.0 | 100.0 | |

AITEM40

| | | Frequency | Percent | Valid Percent | Cumulative Percent |
|-------|-------|-----------|---------|---------------|--------------------|
| Valid | 1 | 3 | 2.9 | 2.9 | 2.9 |
| | 2 | 15 | 14.3 | 14.3 | 17.1 |
| | 3 | 9 | 8.6 | 8.6 | 25.7 |
| | 4 | 43 | 41.0 | 41.0 | 66.7 |
| | 5 | 35 | 33.3 | 33.3 | 100.0 |
| | Total | 105 | 100.0 | 100.0 | |

AITEM41

| | | Frequency | Percent | Valid Percent | Cumulative Percent |
|-------|-------|-----------|---------|---------------|--------------------|
| Valid | 2 | 5 | 4.8 | 4.8 | 4.8 |
| | 3 | 42 | 40.0 | 40.0 | 44.8 |
| | 4 | 22 | 21.0 | 21.0 | 65.7 |
| | 5 | 36 | 34.3 | 34.3 | 100.0 |
| | Total | 105 | 100.0 | 100.0 | |

AITEM42

| | | Frequency | Percent | Valid Percent | Cumulative Percent |
|-------|-------|-----------|---------|---------------|--------------------|
| Valid | 2 | 8 | 7.6 | 7.6 | 7.6 |
| | 3 | 36 | 34.3 | 34.3 | 41.9 |
| | 4 | 31 | 29.5 | 29.5 | 71.4 |
| | 5 | 30 | 28.6 | 28.6 | 100.0 |
| | Total | 105 | 100.0 | 100.0 | |

AITEM43

| | | Frequency | Percent | Valid Percent | Cumulative Percent |
|-------|-------|-----------|---------|---------------|--------------------|
| Valid | 2 | 5 | 4.8 | 4.8 | 4.8 |
| | 3 | 47 | 44.8 | 44.8 | 49.5 |
| | 4 | 17 | 16.2 | 16.2 | 65.7 |
| | 5 | 36 | 34.3 | 34.3 | 100.0 |
| | Total | 105 | 100.0 | 100.0 | |

AITEM44

| | | Frequency | Percent | Valid Percent | Cumulative Percent |
|-------|-------|-----------|---------|---------------|--------------------|
| Valid | 1 | 12 | 11.4 | 11.4 | 11.4 |
| | 2 | 19 | 18.1 | 18.1 | 29.5 |
| | 3 | 14 | 13.3 | 13.3 | 42.9 |
| | 4 | 49 | 46.7 | 46.7 | 89.5 |
| | 5 | 11 | 10.5 | 10.5 | 100.0 |
| | Total | 105 | 100.0 | 100.0 | |

AITEM45

| | | Frequency | Percent | Valid Percent | Cumulative Percent |
|-------|-------|-----------|---------|---------------|--------------------|
| Valid | 2 | 3 | 2.9 | 2.9 | 2.9 |
| | 3 | 45 | 42.9 | 42.9 | 45.7 |
| | 4 | 27 | 25.7 | 25.7 | 71.4 |
| | 5 | 30 | 28.6 | 28.6 | 100.0 |
| | Total | 105 | 100.0 | 100.0 | |

AITEM46

| | | Frequency | Percent | Valid Percent | Cumulative Percent |
|-------|-------|-----------|---------|---------------|--------------------|
| Valid | 1 | 10 | 9.5 | 9.5 | 9.5 |
| | 2 | 14 | 13.3 | 13.3 | 22.9 |
| | 3 | 9 | 8.6 | 8.6 | 31.4 |
| | 4 | 46 | 43.8 | 43.8 | 75.2 |
| | 5 | 26 | 24.8 | 24.8 | 100.0 |
| | Total | 105 | 100.0 | 100.0 | |

AITEM47

| | | Frequency | Percent | Valid Percent | Cumulative Percent |
|-------|-------|-----------|---------|---------------|--------------------|
| Valid | 1 | 9 | 8.6 | 8.6 | 8.6 |
| | 2 | 15 | 14.3 | 14.3 | 22.9 |
| | 3 | 16 | 15.2 | 15.2 | 38.1 |
| | 4 | 45 | 42.9 | 42.9 | 81.0 |
| | 5 | 20 | 19.0 | 19.0 | 100.0 |
| | Total | 105 | 100.0 | 100.0 | |

AITEM48

| | Frequency | Percent | Valid Percent | Cumulative Percent |
|---------|-----------|---------|---------------|--------------------|
| Valid 2 | 3 | 2.9 | 2.9 | 2.9 |
| 3 | 37 | 35.2 | 35.2 | 38.1 |
| 4 | 25 | 23.8 | 23.8 | 61.9 |
| 5 | 40 | 38.1 | 38.1 | 100.0 |
| Total | 105 | 100.0 | 100.0 | |



Lampiran 11 hasil uji validitas

Skala pet attachment

Item-Total Statistics

| | Scale Mean if Item Deleted | Scale Variance if Item Deleted | Corrected Item- Total Correlation | Cronbach's Alpha if Item Deleted |
|---------|-------------------------------|-----------------------------------|--------------------------------------|--|
| AITEM01 | 55.7619 | 32.991 | -.242 | .743 |
| AITEM02 | 55.8286 | 33.566 | -.345 | .747 |
| AITEM03 | 55.5524 | 32.653 | -.181 | .744 |
| AITEM04 | 55.6571 | 35.689 | -.522 | .772 |
| AITEM05 | 53.6476 | 28.846 | .384 | .699 |
| AITEM06 | 54.1810 | 27.496 | .437 | .691 |
| AITEM07 | 53.5333 | 29.924 | .255 | .709 |
| AITEM08 | 53.6571 | 28.785 | .337 | .702 |
| AITEM09 | 53.4571 | 29.808 | .327 | .705 |
| AITEM10 | 54.4667 | 26.463 | .490 | .684 |
| AITEM11 | 54.1238 | 30.033 | .133 | .720 |
| AITEM12 | 53.8286 | 26.932 | .612 | .678 |
| AITEM13 | 53.6667 | 29.321 | .297 | .706 |
| AITEM14 | 53.7524 | 27.727 | .553 | .685 |
| AITEM15 | 54.0762 | 26.340 | .558 | .677 |
| AITEM16 | 54.2857 | 25.552 | .589 | .671 |
| AITEM17 | 54.2571 | 27.097 | .549 | .682 |
| AITEM18 | 54.1619 | 26.829 | .504 | .684 |
| AITEM19 | 54.3619 | 27.099 | .454 | .689 |
| AITEM20 | 54.1810 | 27.688 | .412 | .694 |

Skala Psychological Well Being

Item-Total Statistics

| | Scale Mean if Item Deleted | Scale Variance if Item Deleted | Corrected Item- Total Correlation | Cronbach's Alpha if Item Deleted |
|---------|-------------------------------|-----------------------------------|--------------------------------------|--|
| AITEM01 | 170.4286 | 493.978 | .309 | .915 |
| AITEM02 | 170.2095 | 490.321 | .400 | .913 |
| AITEM03 | 169.9714 | 501.451 | .206 | .916 |
| AITEM04 | 170.0762 | 486.956 | .493 | .912 |
| AITEM05 | 169.8095 | 488.310 | .529 | .912 |
| AITEM06 | 169.7905 | 486.129 | .543 | .912 |
| AITEM07 | 170.0857 | 488.791 | .494 | .912 |
| AITEM08 | 169.7810 | 499.923 | .269 | .915 |
| AITEM09 | 170.1048 | 488.633 | .465 | .913 |
| AITEM10 | 169.8476 | 499.592 | .335 | .914 |
| AITEM11 | 169.6190 | 496.046 | .406 | .913 |
| AITEM12 | 169.9905 | 490.567 | .469 | .913 |
| AITEM13 | 169.8667 | 486.771 | .577 | .912 |
| AITEM14 | 169.7048 | 492.979 | .438 | .913 |
| AITEM15 | 169.2667 | 502.890 | .257 | .915 |
| AITEM16 | 169.5238 | 495.810 | .363 | .914 |
| AITEM17 | 169.5429 | 496.635 | .348 | .914 |
| AITEM18 | 169.3714 | 492.082 | .470 | .913 |
| AITEM19 | 170.3048 | 494.733 | .335 | .914 |
| AITEM20 | 169.2762 | 495.125 | .395 | .913 |
| AITEM21 | 169.9810 | 493.211 | .407 | .913 |
| AITEM22 | 169.7524 | 498.207 | .305 | .914 |
| AITEM23 | 170.1238 | 480.840 | .593 | .911 |
| AITEM24 | 170.1048 | 485.287 | .462 | .913 |
| AITEM25 | 170.1810 | 483.900 | .555 | .912 |
| AITEM26 | 169.8571 | 511.066 | .032 | .917 |

| | | | | |
|---------|----------|---------|------|------|
| AITEM27 | 170.6571 | 495.420 | .308 | .914 |
| AITEM28 | 169.6952 | 505.675 | .161 | .916 |
| AITEM29 | 169.9143 | 499.906 | .271 | .915 |
| AITEM30 | 169.6762 | 493.163 | .462 | .913 |
| AITEM31 | 169.8667 | 494.617 | .377 | .914 |
| AITEM32 | 169.6571 | 504.881 | .179 | .915 |
| AITEM33 | 169.7524 | 499.053 | .337 | .914 |
| AITEM34 | 169.7238 | 485.933 | .575 | .912 |
| AITEM35 | 169.9333 | 487.832 | .501 | .912 |
| AITEM36 | 169.7524 | 496.342 | .368 | .914 |
| AITEM37 | 169.6667 | 491.397 | .455 | .913 |
| AITEM38 | 169.8381 | 492.887 | .468 | .913 |
| AITEM39 | 169.7619 | 493.433 | .445 | .913 |
| AITEM40 | 169.5714 | 486.459 | .523 | .912 |
| AITEM41 | 169.6000 | 487.377 | .594 | .912 |
| AITEM42 | 169.6571 | 489.631 | .546 | .912 |
| AITEM43 | 169.6476 | 505.711 | .154 | .916 |
| AITEM44 | 170.1810 | 486.342 | .480 | .913 |
| AITEM45 | 169.6476 | 493.057 | .494 | .913 |
| AITEM46 | 169.8381 | 480.060 | .576 | .911 |
| AITEM47 | 169.9524 | 483.277 | .543 | .912 |
| AITEM48 | 169.4762 | 498.213 | .348 | .914 |

Lampiran 12 hasil uji reliabilitas

Skala pet attachment


Reliability Statistics

| Cronbach's Alpha | N of Items |
|------------------|------------|
| .717 | 20 |

Skala psychological well being

Reliability Statistics

| Cronbach's Alpha | N of Items |
|------------------|------------|
| .915 | 48 |



Lampiran 13 hasil uji normalitas

Tests of Normality

| | Kolmogorov-Smirnov ^a | | | Shapiro-Wilk | | |
|----|---------------------------------|-----|------|--------------|-----|------|
| | Statistic | df | Sig. | Statistic | df | Sig. |
| PA | .076 | 105 | .158 | .990 | 105 | .604 |


a. Lilliefors Significance Correction



Lampiran 14 hasil uji linieritas

ANOVA Table

| | Sum of Squares | df | Mean Square | F | Sig. |
|------------------------------|----------------|-----|-------------|-------|------|
| PW Between Groups (Combined) | 15542.288 | 25 | 621.692 | 1.297 | .192 |
| B * PA Linearity | 532.807 | 1 | 532.807 | 1.112 | .295 |
| Deviation from Linearity | 15009.481 | 24 | 625.395 | 1.305 | .189 |
| Within Groups | 37853.674 | 79 | 479.160 | | |
| Total | 53395.962 | 104 | | | |



Lampiran 15 uji hipotesis

ANOVA^b

| Model | | Sum of Squares | df | Mean Square | F | Sig. |
|-------|------------|----------------|-----|-------------|-------|-------------------|
| 1 | Regression | 532.807 | 1 | 532.807 | 1.038 | .311 ^a |
| | Residual | 52863.155 | 103 | 513.235 | | |
| | Total | 53395.962 | 104 | | | |

a. Predictors: (Constant), PA

b. Dependent Variable: PWB

Coefficients^a

| Model | | Unstandardized Coefficients | | Standardized Coefficients | t | Sig. |
|-------|------------|-----------------------------|------------|---------------------------|--------|------|
| | | B | Std. Error | Beta | | |
| 1 | (Constant) | 196.432 | 22.667 | | 8.666 | .000 |
| | PA | -.402 | .395 | -.100 | -1.019 | .311 |

a. Dependent Variable: PWB

Model Summary

| Model | R | R Square | Adjusted R Square | Std. Error of the Estimate |
|-------|-------------------|----------|-------------------|----------------------------|
| 1 | .100 ^a | .010 | .000 | 22.655 |

a. Predictors: (Constant), PA

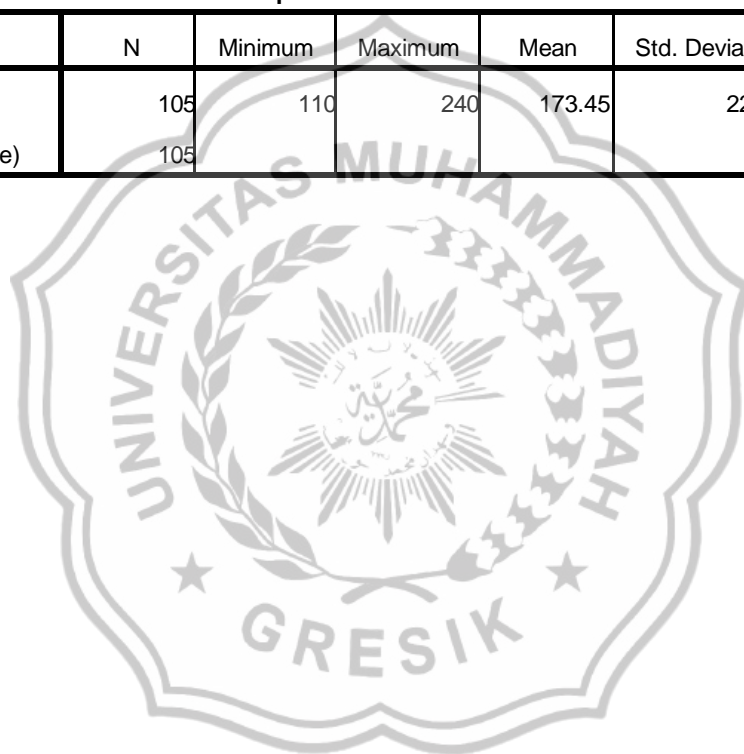
Lampiran 16 kategorisasi norma

Descriptive Statistics

| | N | Minimum | Maximum | Mean | Std. Deviation |
|--------------------|-----|---------|---------|---------|----------------|
| PA | 105 | 44.00 | 71.00 | 57.1810 | 5.63093 |
| Valid N (listwise) | 105 | | | | |

Descriptive Statistics

| | N | Minimum | Maximum | Mean | Std. Deviation |
|--------------------|-----|---------|---------|--------|----------------|
| PWB | 105 | 110 | 240 | 173.45 | 22.659 |
| Valid N (listwise) | 105 | | | | |



Lampiran 17 hasil cek plagiasi



Plagiarism Checker X Originality Report

Similarity Found: 15%

Date: Selasa, Januari 03, 2023


Statistics: 1859 words Plagiarized / 12197 Total words

Remarks: Low Plagiarism Detected - Your Document needs Optional Improvement.

PENGARUH PET ATTACHMENT TERHADAP PSYCHOLOGICAL WELL-BEING PEMILIK HEWAN PELIHARAAN DI KOTA GRESIK SKRIPSI / Disusun Oleh : Rizka Wahidah 180701056 FAKULTAS PSIKOLOGI UNIVERSITAS MUHAMMADIYAH GRESIK GRESIK 2022
PENGARUH PET ATTACHMENT TERHADAP PSYCHOLOGICAL WELL BEING PEMILIK HEWAN PELIHARAAN DI KOTA GRESIK SKRIPSI Diajukan guna Memenuhi Sebagian Persyaratan dalam Mencapai Gelar Sarjana Psikologi Pada Program Studi Psikologi Universitas Muhammadiyah Gresik Disusun Oleh : Rizka Wahidah 180701056 FAKULTAS PSIKOLOGI UNIVERSITAS MUHAMMADIYAH GRESIK GRESIK 2022



Lampiran 18 kartu bimbingan skripsi














PRODI PSIKOLOGI - FAKULTAS PSIKOLOGI
UNIVERSITAS MUHAMMADIYAH GRESIK
 Jl. Sumatra No.101 GKB Telp. (031) 3951414 Gresik

BERITA ACARA BIMBINGAN SKRIPSI

A. IDENTITAS

| | | | |
|---|-----------------|-------------------|--------------------------------------|
| Judul Skripsi : Pengaruh Pet Attachment Terhadap Psychological Well-Being Pada Pemilik Hewan Peliharaan di Kota Gresik | | | |
| Nama Mahasiswa | : Rizka Wahidah | Tanggal Pengajuan | : 16 Maret 2021 |
| N I M | : 180701056 | Periode Bimbingan | : |
| Prodi | : Psikologi | Pembimbing I | : Muhimmatul Hasanah, S.Psi., M.A |
| Fakultas | : Psikologi | Pembimbing II | : Setyani Alfinuha, M.Pst., Psikolog |


B. KONSULTASI DENGAN PEMBIMBING I:


| TANGGAL | PERMASALAHAN | SARAN | PARAF PEMBIMBING | PARAF MAHASISWA |
|---------------------|-----------------------|---|---|-----------------|
| 29/3 ²¹ | judul | konsultasi judul |  | |
| 19/4 ²² | ganti-judul | - ganti judul variabel pet attachment dan MB. |  | |
| 26/4 ²² | -identifikasi masalah | |  | |
| 27/4 ²² | -bab 1-3 | lengkap bab 3 |  | |
| 6/10 ²¹ | -bab 1-3 | keren bab 1-3 |  | |
| 14/10 ²¹ | -bab 1-3 | lebih bab 1-3 |  | |
| 4/11 ²¹ | -bab 1-3 | -perbaiki bab 3 - hapus alat ukur |  | |
| 10/11 ²¹ | + bab 1-3 | |  | |
| 21/11 ²¹ | bab 1-3 | beri PA. (Pet Attachment) |  | |
| 29/11 ²¹ | uji coba alat ukur PA | try out responden |  | |
| 14/12 ²¹ | bab 4 | kerjakan bab 4. |  | |
| 30/12 ²¹ | bab 4 | revisi bab 4. | | |
| 28/1 ²² | bab 4-5 | tambahkan Pembahasan bab 5. kesimpulan & saran | | |

Catatan:

- Mahasiswa wajib membawa Form Bimbingan Skripsi setiap kali melakukan konsultasi dengan pembimbing skripsi!
- Dosen Pembimbing berhak tidak melayani konsultasi jika mahasiswa tidak membawa Form Bimbingan Skripsi

Lampiran 19 surat ijin permohonan penelitian


PRODI PSIKOLOGI
 FAKULTAS PSIKOLOGI
 UNIVERSITAS MUHAMMADIYAH GRESIK



Nomor : 522/Il.3.UMG/Psi/A/2022
 Lamp. : -
 Hal : Ijin Penelitian

Kepada Yth.
Kepala Manager PetshopKu
Jl Kalimantan 87 GKB Gresik
 di
 Tempat

Assalamu'alaikum Wr. Wb.

Berkenaan dengan Tugas Penyusunan Skripsi oleh mahasiswa Program Studi Psikologi Fakultas Psikologi Universitas Muhammadiyah Gresik, maka kami mohon mahasiswa tersebut di bawah ini :


| | |
|---------------|---|
| Nama | : Rizka Wahidah |
| NPM | : 180701056 |
| Semester | : IX (Sembilan) |
| Alamat | : Jl Makam Islam Desa Sukomulyo RT 10/ RW 03 |
| No Telepon | : 089530428541 |
| Judul Skripsi | : Pengaruh Pet Attachment Terhadap Psychological Well Being Pemilik Hewan Peliharaan di Kota Gresik |

Kami berharap bantuan untuk memberikan Ijin Penelitian pada mahasiswa kami dalam melakukan penelitian guna memperoleh bahan-bahan untuk menyusun Skripsi pada perusahaan/instansi yang Bapak/Ibu pimpin. Adapun teknik pengambilan data yang dilakukan adalah dengan cara Sebar Kuesioner.

Perlu kami sampaikan bahwa bahan-bahan yang diperoleh hanya untuk kepentingan penelitian dan tidak akan dipergunakan untuk hal-hal yang merugikan perusahaan/instansi Bapak/Ibu.

Demikian untuk dimaklumi, atas perhatian dan kerjasamanya, kami sampaikan terima kasih.

Wassalamu'alaikum Wr. Wb.

Gresik, 03 Desember 2022
 Kar. Prodi,

 Ima Fitri Sholichah, S.Psi., M.A

Tindakan:
 1. Arsip

