

LAMPIRAN

Lampiran I Perhitungan Suku bunga (%)

NAMA BANK	TAHUN	SB (%)
Bank Muamalat	2019	6
Bank Muamalat	2019	6
Bank Muamalat	2019	5,25
Bank Muamalat	2019	5
Bank Muamalat	2020	4,5
Bank Muamalat	2020	4,25
Bank Muamalat	2020	4
Bank Muamalat	2020	3,75
Bank Muamalat	2021	3,5
Bank Muamalat	2021	3,5
Bank Muamalat	2021	3,5
Bank Muamalat	2021	3,5
Bank Victoria Syariah	2019	6
Bank Victoria Syariah	2019	6
Bank Victoria Syariah	2019	5,25
Bank Victoria Syariah	2019	5
Bank Victoria Syariah	2020	4,5
Bank Victoria Syariah	2020	4,25
Bank Victoria Syariah	2020	4
Bank Victoria Syariah	2020	3,75
Bank Victoria Syariah	2021	3,5
Bank Victoria Syariah	2021	3,5
Bank Victoria Syariah	2021	3,5
Bank Victoria Syariah	2021	3,5
Bank Jabar Banten Syariah	2019	6
Bank Jabar Banten Syariah	2019	6
Bank Jabar Banten Syariah	2019	5,25
Bank Jabar Banten Syariah	2019	5
Bank Jabar Banten Syariah	2020	4,5
Bank Jabar Banten Syariah	2020	4,25

Bank Jabar Banten Syariah	2020	4
Bank Jabar Banten Syariah	2020	3,75
Bank Jabar Banten Syariah	2021	3,5
Bank Jabar Banten Syariah	2021	3,5
Bank Jabar Banten Syariah	2021	3,5
Bank Jabar Banten Syariah	2021	3,5
Bank Syariah Indonesia	2019	6
Bank Syariah Indonesia	2019	6
Bank Syariah Indonesia	2019	5,25
Bank Syariah Indonesia	2019	5
Bank Syariah Indonesia	2020	4,5
Bank Syariah Indonesia	2020	4,25
Bank Syariah Indonesia	2020	4
Bank Syariah Indonesia	2020	3,75
Bank Syariah Indonesia	2021	3,5
Bank Syariah Indonesia	2021	3,5
Bank Syariah Indonesia	2021	3,5
Bank Syariah Indonesia	2021	3,5
Bank Mega Syariah	2019	6
Bank Mega Syariah	2019	6
Bank Mega Syariah	2019	5,25
Bank Mega Syariah	2019	5
Bank Mega Syariah	2020	4,5
Bank Mega Syariah	2020	4,25
Bank Mega Syariah	2020	4
Bank Mega Syariah	2020	3,75
Bank Mega Syariah	2021	3,5
Bank Mega Syariah	2021	3,5
Bank Mega Syariah	2021	3,5
Bank Mega Syariah	2021	3,5
Bank Panin Dubai Syariah	2019	6
Bank Panin Dubai Syariah	2019	6
Bank Panin Dubai Syariah	2019	5,25
Bank Panin Dubai Syariah	2019	5
Bank Panin Dubai Syariah	2020	4,5

Bank Panin Dubai Syariah	2020	4,25
Bank Panin Dubai Syariah	2020	4
Bank Panin Dubai Syariah	2020	3,75
Bank Panin Dubai Syariah	2021	3,5
Bank Panin Dubai Syariah	2021	3,5
Bank Panin Dubai Syariah	2021	3,5
Bank Panin Dubai Syariah	2021	3,5
Bank BCA Syariah	2019	6
Bank BCA Syariah	2019	6
Bank BCA Syariah	2019	5,25
Bank BCA Syariah	2019	5
Bank BCA Syariah	2020	4,5
Bank BCA Syariah	2020	4,25
Bank BCA Syariah	2020	4
Bank BCA Syariah	2020	3,75
Bank BCA Syariah	2021	3,5
Bank BCA Syariah	2021	3,5
Bank BCA Syariah	2021	3,5
Bank BCA Syariah	2021	3,5
Bank BTPN Syariah	2019	6
Bank BTPN Syariah	2019	6
Bank BTPN Syariah	2019	5,25
Bank BTPN Syariah	2019	5
Bank BTPN Syariah	2020	4,5
Bank BTPN Syariah	2020	4,25
Bank BTPN Syariah	2020	4
Bank BTPN Syariah	2020	3,75
Bank BTPN Syariah	2021	3,5
Bank BTPN Syariah	2021	3,5
Bank BTPN Syariah	2021	3,5
Bank BTPN Syariah	2021	3,5

Lampiran II perhitungan likuiditas FDR (%)

Nama Bank	Tahun	Pembiayaan	A	B	(A+B)	FDR (pembiayaan/ DPK*100%)
			Simpanan Wadiah	NPF	Dana Pihak Ketiga	
Bank Muamalat	2019	32.690.731	6.324.729	39.386.556	45.711.285	71,52
Bank Muamalat	2019	31.267.924	6.588.511	39.103.013	45.691.524	68,43
Bank Muamalat	2019	30.706.615	6.716.602	37.830.732	44.547.334	68,93
Bank Muamalat	2019	29.877.217	7.003.757	33.353.457	40.357.214	74,03
Bank Muamalat	2020	29.925.722	7.395.651	32.888.229	40.283.880	74,29
Bank Muamalat	2020	29.074.245	6.778.095	31.819.555	38.597.650	75,33
Bank Muamalat	2020	28.763.784	6.756.161	31.991.306	38.747.467	74,23
Bank Muamalat	2020	29.083.963	7.359.214	34.065.036	41.424.250	70,21
Bank Muamalat	2021	28.615.708	8.327.237	34.346.510	42.673.747	67,06
Bank Muamalat	2021	28.075.711	8.151.467	35.269.508	43.420.975	64,66
Bank Muamalat	2021	27.825.239	8.489.829	35.337.569	43.827.398	63,49
Bank Muamalat	2021	18.041.416	9.676.428	37.194.947	46.871.375	38,49
Bank Victoria Syariah	2019	1.085.809	43.857	1.290.324	1.334.181	81,38
Bank Victoria Syariah	2019	1.039.857	55.001	1.280.901	1.335.902	77,84
Bank Victoria Syariah	2019	1.229.843	52.488	1.613.752	1.666.240	73,81
Bank Victoria Syariah	2019	1.231.613	23.295	1.506.190	1.529.485	80,52
Bank Victoria Syariah	2020	1.144.427	17.763	1.429.451	1.447.214	79,08
Bank Victoria Syariah	2020	1.209.351	14.089	1.500.492	1.514.581	79,85
Bank Victoria Syariah	2020	1.195.993	259.393	1.310.032	1.569.425	76,21
Bank Victoria Syariah	2020	1.166.972	251.345	1.324.682	1.576.027	74,05
Bank Victoria Syariah	2021	1.007.636	244.870	1.329.809	1.574.679	63,99
Bank Victoria Syariah	2021	856.381	151.555	1.265.231	1.416.786	60,45
Bank Victoria Syariah	2021	831.754	140.547	1.351.987	1.492.534	55,73
Bank Victoria Syariah	2021	805.969	12.930	1.217.515	1.230.445	65,50
Bank Jabar Banten Syariah	2019	4.818.063	306.692	4.825.387	5.132.079	93,88
Bank Jabar Banten Syariah	2019	5.043.256	290.351	5.233.987	5.524.338	91,29
Bank Jabar Banten Syariah	2019	5.213.008	363.526	5.310.640	5.674.166	91,87
Bank Jabar Banten Syariah	2019	5.415.364	425.411	5.362.739	5.788.150	93,56

Bank Jabar Banten Syariah	2020	5.386.519	499.870	5.093.422	5.593.292	96,30
Bank Jabar Banten Syariah	2020	5.481.264	368.912	5.075.327	5.444.239	100,68
Bank Jabar Banten Syariah	2020	5.653.036	428.148	5.666.619	6.094.767	92,75
Bank Jabar Banten Syariah	2020	5.774.495	480.094	6.184.456	6.664.550	86,64
Bank Jabar Banten Syariah	2021	5.884.432	421.060	5.732.993	6.154.053	95,62
Bank Jabar Banten Syariah	2021	6.152.107	566.879	6.015.083	6.581.962	93,47
Bank Jabar Banten Syariah	2021	6.177.472	495.540	6.280.347	6.775.887	91,17
Bank Jabar Banten Syariah	2021	6.428.792	615.116	7.268.239	7.883.355	81,55
Bank Syariah Indonesia	2019	69.100.673	14.124.714	73.030.052	87.154.766	79,29
Bank Syariah Indonesia	2019	71.202.797	14.178.978	73.175.873	87.354.851	81,51
Bank Syariah Indonesia	2019	73.554.357	13.630.977	76.863.340	90.494.317	81,28
Bank Syariah Indonesia	2019	75.288.995	16.637.027	83.172.702	99.809.729	75,43
Bank Syariah Indonesia	2020	75.445.553	19.887.676	82.028.013	101.915.689	74,03
Bank Syariah Indonesia	2020	75.366.818	19.984.624	81.797.072	101.781.696	74,05
Bank Syariah Indonesia	2020	79.000.250	23.620.427	82.496.918	106.117.345	74,45
Bank Syariah Indonesia	2020	83.142.722	28.796.677	83.787.968	112.584.645	73,85
Bank Syariah Indonesia	2021	158.649.814	54.576.861	150.929090	205.505.951	77,20
Bank Syariah Indonesia	2021	161.043.106	52.432.097	163.953179	216.385.276	74,42
Bank Syariah Indonesia	2021	162.838.034	51.820.182	167.367316	219.187.498	74,29
Bank Syariah Indonesia	2021	170.787.498	57.247.890	176.003468	233.251.358	73,22
Bank Mega Syariah	2019	5.328.058	520.030	4.826.810	5.346.840	99,65
Bank Mega Syariah	2019	5.652.730	672.086	5.109.734	5.781.820	97,77
Bank Mega Syariah	2019	5.717.433	485.737	5.277.827	5.763.564	99,20
Bank Mega Syariah	2019	6.080.453	845.754	5.557.295	6.403.049	94,96
Bank Mega Syariah	2020	6.181.500	455.894	5.886.534	6.342.428	97,46
Bank Mega Syariah	2020	5.791.182	395.575	6.498.876	6.894.451	84,00
Bank Mega Syariah	2020	5.328.169	460.303	6.500.890	6.961.193	76,54
Bank Mega Syariah	2020	4.946.543	723.932	6.965.090	7.689.022	64,33
Bank Mega Syariah	2021	5.207.895	658.398	8.134.683	8.793.081	59,23
Bank Mega Syariah	2021	5.653.837	729.112	9.238.714	9.967.826	56,72

Bank Mega Syariah	2021	6.485.066	835.846	9.667.967	10.503.813	61,74
Bank Mega Syariah	2021	7.239.515	889.619	10.505.158	11.394.777	63,53
Bank Panin Dubai Syariah	2019	6.530.053	543.747	6.060.688	6.604.435	98,87
Bank Panin Dubai Syariah	2019	7.266.560	619.458	7.057.331	7.676.789	94,66
Bank Panin Dubai Syariah	2019	7.415.434	510.348	7.065.554	7.575.902	97,88
Bank Panin Dubai Syariah	2019	8.333.216	500.694	8.206.969	8.707.663	95,70
Bank Panin Dubai Syariah	2020	8.263.914	379.726	8.034.392	8.414.118	98,21
Bank Panin Dubai Syariah	2020	8.272.929	486.704	7.356.694	7.843.398	105,48
Bank Panin Dubai Syariah	2020	8.308.048	464.312	8.386.606	8.850.918	93,87
Bank Panin Dubai Syariah	2020	8.845.800	533.906	7.384.875	7.918.781	111,71
Bank Panin Dubai Syariah	2021	9.205.509	741.522	7.095.981	7.837.503	117,45
Bank Panin Dubai Syariah	2021	9.376.530	334.666	8.081.258	8.415.924	111,41
Bank Panin Dubai Syariah	2021	9.548.408	805.598	7.222.061	8.027.659	118,94
Bank Panin Dubai Syariah	2021	8.385.993	669.784	7.126.677	7.796.461	107,56
Bank BCA Syariah	2019	4.738.999	854.612	4.607.509	5.462.121	86,76
Bank BCA Syariah	2019	4.918.005	920.535	4.712.514	5.633.049	87,31
Bank BCA Syariah	2019	5.048.189	966.959	4.725.868	5.692.827	88,68
Bank BCA Syariah	2019	5.645.419	1.326.214	4.878.717	6.204.931	90,98
Bank BCA Syariah	2020	5.678.277	1.025.604	4.865.223	5.890.827	96,39
Bank BCA Syariah	2020	5.713.919	1.035.159	5.017.944	6.053.103	94,40
Bank BCA Syariah	2020	5.465.365	1.189.828	4.878.718	6.068.546	90,06
Bank BCA Syariah	2020	5.569.233	1.328.776	5.519.768	6.848.544	81,32
Bank BCA Syariah	2021	5.725.896	1.434.254	4.886.629	6.320.883	90,59
Bank BCA Syariah	2021	5.912.464	1.807.298	5.043.872	6.851.170	86,30
Bank BCA Syariah	2021	5.863.162	1.625.224	5.217.798	6.843.022	85,68
Bank BCA Syariah	2021	6.248.459	1.784.473	5.893.388	7.677.861	81,38
Bank BTPN Syariah	2019	7.506.984	1.716.943	6.100.429	7.817.372	96,03
Bank BTPN Syariah	2019	8.543.646	1.715.737	7.167.933	8.883.670	96,17
Bank BTPN Syariah	2019	8.906.377	1.841.504	7.183.910	9.025.414	98,68
Bank BTPN Syariah	2019	8.999.574	1.895.885	7.550.664	9.446.549	95,27
Bank BTPN Syariah	2020	9.165.552	1.922.925	7.756.396	9.679.321	94,69
Bank BTPN Syariah	2020	8.740.641	1.803.691	7.658.449	9.462.140	92,37
Bank BTPN Syariah	2020	9.104.215	1.785.448	7.459.118	9.244.566	98,48
Bank BTPN Syariah	2020	9.522.866	1.857.115	7.923.366	9.780.481	97,37

Bank BTPN Syariah	2021	9.697.413	1.852.719	8.670.125	10.522.844	92,16
Bank BTPN Syariah	2021	10.048.263	1.904.666	8.708.830	10.613.496	94,67
Bank BTPN Syariah	2021	10.212.176	1.994.496	8.639.209	10.633.705	96,04
Bank BTPN Syariah	2021	10.443.469	2.067.644	8.925.903	10.993.547	95,00



Lampiran III Perhitungan Bagi Hasil

Nama Bank	Tahun	Bagi Hasil yang diterima nasabah	Total Deposito Mudharabah	TBH (Bagi hasil yang diterima nasabah/Total Depositox100)
Bank Muamalat	2019	597.686	21.355.876	2,80
Bank Muamalat	2019	545.472	20.547.880	2,65
Bank Muamalat	2019	576.126	20.836.434	2,76
Bank Muamalat	2019	596.721	22.775.331	2,62
Bank Muamalat	2020	596.721	22.775.331	2,62
Bank Muamalat	2020	657.787	22.775.331	2,89
Bank Muamalat	2020	292.609	13.172.201	2,22
Bank Muamalat	2020	349.134	13.771.809	2,54
Bank Muamalat	2021	310.047	15.075.946	2,06
Bank Muamalat	2021	344.412	15.075.946	2,28
Bank Muamalat	2021	325.204	14.992.602	2,17
Bank Muamalat	2021	386.516	15.453.058	2,50
Bank Victoria Syariah	2019	28.690	1.281.288	2,24
Bank Victoria Syariah	2019	34.440	1.211.979	2,84
Bank Victoria Syariah	2019	34.882	1.601.898	2,18
Bank Victoria Syariah	2019	38.344	1.610.684	2,38
Bank Victoria Syariah	2020	49.117	1.546.246	3,18
Bank Victoria Syariah	2020	56.593	1.546.246	3,66
Bank Victoria Syariah	2020	32.968	1.427.076	2,31
Bank Victoria Syariah	2020	49.428	1.298.845	3,81
Bank Victoria Syariah	2021	23.178	1.083.011	2,14
Bank Victoria Syariah	2021	39.635	1.696.635	2,34
Bank Victoria Syariah	2021	53.087	1.604.026	3,31
Bank Victoria Syariah	2021	40.316	1.618.780	2,49
Bank Jabar Banten Syariah	2019	79.131	3.675.701	2,15
Bank Jabar Banten Syariah	2019	75.510	3.395.925	2,22
Bank Jabar Banten Syariah	2019	73.602	3.579.535	2,06
Bank Jabar Banten Syariah	2019	71.577	3.149.345	2,27
Bank Jabar Banten Syariah	2020	79.802	3.984.557	2,00
Bank Jabar Banten Syariah	2020	154.792	3.884.557	3,98
Bank Jabar Banten Syariah	2020	231.615	7.170.343	3,23
Bank Jabar Banten Syariah	2020	112.123	3.684.624	3,04

Bank Jabar Banten Syariah	2021	135.898	3.966.354	3,43
Bank Jabar Banten Syariah	2021	137.126	4.855.994	2,82
Bank Jabar Banten Syariah	2021	127.353	4.927.342	2,58
Bank Jabar Banten Syariah	2021	127.492	4.433.662	2,88
Bank Syariah Indonesia	2019	763.245	38.984.579	1,96
Bank Syariah Indonesia	2019	1.526.654	36.980.620	4,13
Bank Syariah Indonesia	2019	2.281.933	40.514.493	5,63
Bank Syariah Indonesia	2019	3.052.193	42.217.799	7,23
Bank Syariah Indonesia	2020	707.002	41.277.605	1,71
Bank Syariah Indonesia	2020	1.361.153	40.366.437	3,37
Bank Syariah Indonesia	2020	1.092.249	21.403.540	5,10
Bank Syariah Indonesia	2020	1.127.933	25.454.963	4,43
Bank Syariah Indonesia	2021	1.150.533	88.954.048	1,29
Bank Syariah Indonesia	2021	2.270.531	95.239.744	2,38
Bank Syariah Indonesia	2021	3.382.672	97.992.314	3,45
Bank Syariah Indonesia	2021	4.378.807	96.431.076	4,54
Bank Mega Syariah	2019	206.102	3.949.139	5,22
Bank Mega Syariah	2019	222.924	4.227.834	5,27
Bank Mega Syariah	2019	268.361	4.227.834	6,35
Bank Mega Syariah	2019	212.592	4.731.961	4,49
Bank Mega Syariah	2020	252.329	4.559.422	5,53
Bank Mega Syariah	2020	232.761	5.580.800	4,17
Bank Mega Syariah	2020	206.271	4.708.307	4,38
Bank Mega Syariah	2020	212.991	4.108.795	5,18
Bank Mega Syariah	2021	252.867	4.615.336	5,48
Bank Mega Syariah	2021	114.262	5.158.107	2,22
Bank Mega Syariah	2021	143.715	5.628.114	2,55
Bank Mega Syariah	2021	185.944	5.228.114	3,56
Bank Panin Dubai Syariah	2019	169.391	6.321.230	2,68
Bank Panin Dubai Syariah	2019	246.031	7.020.446	3,50
Bank Panin Dubai Syariah	2019	376.034	6.911.138	5,44
Bank Panin Dubai Syariah	2019	140.042	7.020.446	1,99
Bank Panin Dubai Syariah	2020	154.845	8.236.861	1,88
Bank Panin Dubai Syariah	2020	306.433	7.790.252	3,93
Bank Panin Dubai Syariah	2020	458.440	7.890.252	5,81

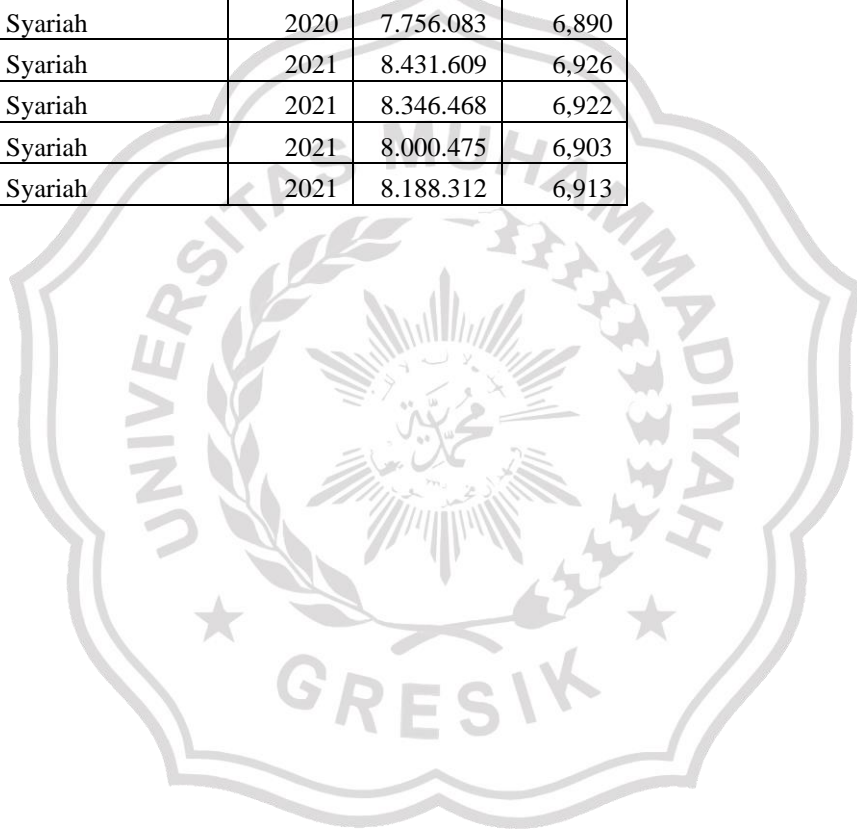
Bank Panin Dubai Syariah	2020	391.221	7.990.256	4,90
Bank Panin Dubai Syariah	2021	191.410	7.490.258	2,56
Bank Panin Dubai Syariah	2021	176.886	7.890.254	2,24
Bank Panin Dubai Syariah	2021	258.165	7.902.522	3,27
Bank Panin Dubai Syariah	2021	350.787	7.690.253	4,56
Bank BCA Syariah	2019	178.264	4.423.751	4,03
Bank BCA Syariah	2019	151.814	4.494.729	3,38
Bank BCA Syariah	2019	225.284	4.487.076	5,02
Bank BCA Syariah	2019	302.283	4.700.450	6,43
Bank BCA Syariah	2020	72.882	3.561.822	2,05
Bank BCA Syariah	2020	140.684	4.696.549	3,00
Bank BCA Syariah	2020	205.409	4.546.604	4,52
Bank BCA Syariah	2020	263.411	4.915.268	5,36
Bank BCA Syariah	2021	54.150	4.454.422	1,22
Bank BCA Syariah	2021	99.104	4.527.280	2,19
Bank BCA Syariah	2021	143.311	4.636.861	3,09
Bank BCA Syariah	2021	187.497	5.259.687	3,56
Bank BTPN Syariah	2019	115.344	5.995.031	1,92
Bank BTPN Syariah	2019	242.786	6.847.463	3,55
Bank BTPN Syariah	2019	384.692	7.221.499	5,33
Bank BTPN Syariah	2019	223.587	7.335.672	3,05
Bank BTPN Syariah	2020	134.881	7.513.991	1,80
Bank BTPN Syariah	2020	263.723	7.663.435	3,44
Bank BTPN Syariah	2020	382.567	6.663.433	5,74
Bank BTPN Syariah	2020	497.511	7.963.434	6,25
Bank BTPN Syariah	2021	110.454	4.103.568	2,69
Bank BTPN Syariah	2021	215.209	4.723.447	4,56
Bank BTPN Syariah	2021	309.590	6.723.447	4,60
Bank BTPN Syariah	2021	394.719	7.103.568	5,56

Lampiran IV Perhitungan Deposito Mudharabah (Ribuan)

Nama Bank	Tahun	DM (Y)	Hasil
Bank Muamalat	2019	27.769.059	7,444
Bank Muamalat	2019	27.406.685	7,438
Bank Muamalat	2019	26.241.323	7,419
Bank Muamalat	2019	21.913.293	7,341
Bank Muamalat	2020	21.710.982	7,337
Bank Muamalat	2020	20.942.669	7,321
Bank Muamalat	2020	21.314.995	7,329
Bank Muamalat	2020	22.775.930	7,357
Bank Muamalat	2021	23.124.743	7,364
Bank Muamalat	2021	23.792.653	7,376
Bank Muamalat	2021	23.566.819	7,372
Bank Muamalat	2021	24.689.726	7,393
Bank Victoria Syariah	2019	1.455.928	6,163
Bank Victoria Syariah	2019	1.447.622	6,161
Bank Victoria Syariah	2019	1.536.112	6,186
Bank Victoria Syariah	2019	1.455.928	6,163
Bank Victoria Syariah	2020	1.369.192	6,136
Bank Victoria Syariah	2020	1.447.622	6,161
Bank Victoria Syariah	2020	1.256.153	6,099
Bank Victoria Syariah	2020	1.283.454	6,108
Bank Victoria Syariah	2021	1.289.518	6,110
Bank Victoria Syariah	2021	1.235.067	6,092
Bank Victoria Syariah	2021	1.336.783	6,126
Bank Victoria Syariah	2021	1.201.733	6,080
Bank Jabar Banten Syariah	2019	3.739.531	6,573
Bank Jabar Banten Syariah	2019	4.192.381	6,622
Bank Jabar Banten Syariah	2019	4.177.178	6,621
Bank Jabar Banten Syariah	2019	4.140.950	6,617
Bank Jabar Banten Syariah	2020	3.754.591	6,575
Bank Jabar Banten Syariah	2020	3.775.275	6,577
Bank Jabar Banten Syariah	2020	4.214.117	6,625
Bank Jabar Banten Syariah	2020	4.792.028	6,681
Bank Jabar Banten Syariah	2021	4.369.873	6,640
Bank Jabar Banten Syariah	2021	4.650.809	6,668
Bank Jabar Banten Syariah	2021	4.643.923	6,667
Bank Jabar Banten Syariah	2021	5.135.411	6,711
Bank Syariah Indonesia	2019	40.953.525	7,612
Bank Syariah Indonesia	2019	39.934.595	7,601
Bank Syariah Indonesia	2019	42.749.100	7,631

Bank Syariah Indonesia	2019	45.529.456	7,658
Bank Syariah Indonesia	2020	44.461.749	7,648
Bank Syariah Indonesia	2020	42.815.489	7,632
Bank Syariah Indonesia	2020	43.275.673	7,636
Bank Syariah Indonesia	2020	43.541.591	7,639
Bank Syariah Indonesia	2021	86.810.754	7,939
Bank Syariah Indonesia	2021	97.792.117	7,990
Bank Syariah Indonesia	2021	96.872.164	7,986
Bank Syariah Indonesia	2021	98.183.782	7,992
Bank Mega Syariah	2019	4.193.610	6,623
Bank Mega Syariah	2019	4.447.080	6,648
Bank Mega Syariah	2019	4.503.048	6,654
Bank Mega Syariah	2019	4.630.380	6,666
Bank Mega Syariah	2020	4.872.886	6,688
Bank Mega Syariah	2020	5.580.409	6,747
Bank Mega Syariah	2020	5.537.667	6,743
Bank Mega Syariah	2020	5.811.539	6,764
Bank Mega Syariah	2021	6.871.777	6,837
Bank Mega Syariah	2021	7.836.227	6,894
Bank Mega Syariah	2021	8.237.916	6,916
Bank Mega Syariah	2021	8.782.279	6,944
Bank Panin Dubai Syariah	2019	5.900.045	6,771
Bank Panin Dubai Syariah	2019	6.962.745	6,843
Bank Panin Dubai Syariah	2019	6.949.626	6,842
Bank Panin Dubai Syariah	2019	8.059.414	6,906
Bank Panin Dubai Syariah	2020	7.887.631	6,897
Bank Panin Dubai Syariah	2020	7.261.118	6,861
Bank Panin Dubai Syariah	2020	8.159.825	6,912
Bank Panin Dubai Syariah	2020	7.190.744	6,857
Bank Panin Dubai Syariah	2021	6.877.465	6,837
Bank Panin Dubai Syariah	2021	7.936.923	6,900
Bank Panin Dubai Syariah	2021	6.958.527	6,843
Bank Panin Dubai Syariah	2021	6.759.126	6,830
Bank Bca Syariah	2019	4.286.801	6,632
Bank Bca Syariah	2019	4.344.388	6,638
Bank Bca Syariah	2019	4.338.761	6,637
Bank Bca Syariah	2019	4.453.374	6,649
Bank Bca Syariah	2020	4.430.351	6,646
Bank Bca Syariah	2020	4.540.159	6,657
Bank Bca Syariah	2020	4.395.903	6,643
Bank Bca Syariah	2020	4.955.416	6,695

Bank Bca Syariah	2021	4.318.271	6,635
Bank Bca Syariah	2021	4.376.607	6,641
Bank Bca Syariah	2021	4.483.161	6,652
Bank Bca Syariah	2021	5.095.322	6,707
Bank Btpn Syariah	2019	5.991.609	6,778
Bank Btpn Syariah	2019	7.103.804	6,851
Bank Btpn Syariah	2019	7.107.328	6,852
Bank Btpn Syariah	2019	7.445.786	6,872
Bank Btpn Syariah	2020	7.620.056	6,882
Bank Btpn Syariah	2020	7.515.544	6,876
Bank Btpn Syariah	2020	7.267.251	6,861
Bank Btpn Syariah	2020	7.756.083	6,890
Bank Btpn Syariah	2021	8.431.609	6,926
Bank Btpn Syariah	2021	8.346.468	6,922
Bank Btpn Syariah	2021	8.000.475	6,903
Bank Btpn Syariah	2021	8.188.312	6,913



Lampiran V Data Setelah diolah

Nama Bank	Tahun	SB (%)	LK%	TBH (%)	DM (RP)
Bank Muamalat	2019	6	71,52	2,80	7,444
Bank Muamalat	2019	6	68,43	2,65	7,438
Bank Muamalat	2019	5,25	68,93	2,76	7,419
Bank Muamalat	2019	5	74,93	2,62	7,341
Bank Muamalat	2020	4,5	74,29	2,62	7,337
Bank Muamalat	2020	4,25	75,33	2,89	7,321
Bank Muamalat	2020	4	74,23	2,22	7,329
Bank Muamalat	2020	3,75	70,21	2,54	7,357
Bank Muamalat	2021	3,5	67,06	2,06	7,364
Bank Muamalat	2021	3,5	64,66	2,28	7,376
Bank Muamalat	2021	3,5	63,49	2,17	7,372
Bank Muamalat	2021	3,5	38,49	2,50	7,393
Bank Victoria Syariah	2019	6	81,38	2,24	6,163
Bank Victoria Syariah	2019	6	77,84	2,84	6,161
Bank Victoria Syariah	2019	5,25	73,81	2,18	6,186
Bank Victoria Syariah	2019	5	80,52	2,38	6,163
Bank Victoria Syariah	2020	4,5	79,08	3,18	6,136
Bank Victoria Syariah	2020	4,25	79,85	3,66	6,161
Bank Victoria Syariah	2020	4	76,21	2,31	6,099
Bank Victoria Syariah	2020	3,75	74,05	3,81	6,108
Bank Victoria Syariah	2021	3,5	63,99	2,14	6,110
Bank Victoria Syariah	2021	3,5	60,45	2,34	6,092
Bank Victoria Syariah	2021	3,5	55,73	3,31	6,126
Bank Victoria Syariah	2021	3,5	65,5	2,49	6,080
Bank Jabar Banten Syariah	2019	6	93,88	2,15	6,573
Bank Jabar Banten Syariah	2019	6	91,29	2,22	6,622
Bank Jabar Banten Syariah	2019	5,25	91,87	2,06	6,621
Bank Jabar Banten Syariah	2019	5	93,56	2,27	6,617
Bank Jabar Banten Syariah	2020	4,5	96,3	2,00	6,575
Bank Jabar Banten Syariah	2020	4,25	100,68	3,98	6,577
Bank Jabar Banten Syariah	2020	4	92,75	3,23	6,625
Bank Jabar Banten Syariah	2020	3,75	86,64	3,04	6,681

Bank Jabar Banten Syariah	2021	3,5	95,62	3,43	6,640
Bank Jabar Banten Syariah	2021	3,5	93,47	2,82	6,668
Bank Jabar Banten Syariah	2021	3,5	91,17	2,58	6,667
Bank Jabar Banten Syariah	2021	3,5	81,55	2,88	6,711
Bank Syariah Indonesia	2019	6	79,29	1,96	7,612
Bank Syariah Indonesia	2019	6	81,51	4,13	7,601
Bank Syariah Indonesia	2019	5,25	81,28	5,63	7,631
Bank Syariah Indonesia	2019	5	75,43	7,23	7,658
Bank Syariah Indonesia	2020	4,5	74,03	1,71	7,648
Bank Syariah Indonesia	2020	4,25	74,05	3,37	7,632
Bank Syariah Indonesia	2020	4	74,45	5,10	7,636
Bank Syariah Indonesia	2020	3,75	73,85	4,43	7,639
Bank Syariah Indonesia	2021	3,5	77,2	1,29	7,939
Bank Syariah Indonesia	2021	3,5	74,42	2,38	7,990
Bank Syariah Indonesia	2021	3,5	74,29	3,45	7,986
Bank Syariah Indonesia	2021	3,5	73,22	4,54	7,992
Bank Mega Syariah	2019	6	99,65	5,22	6,623
Bank Mega Syariah	2019	6	97,77	5,27	6,648
Bank Mega Syariah	2019	5,25	99,2	6,35	6,654
Bank Mega Syariah	2019	5	94,96	4,49	6,666
Bank Mega Syariah	2020	4,5	97,46	5,53	6,688
Bank Mega Syariah	2020	4,25	84	4,17	6,747
Bank Mega Syariah	2020	4	76,54	4,38	6,743
Bank Mega Syariah	2020	3,75	64,33	5,18	6,764
Bank Mega Syariah	2021	3,5	59,23	5,48	6,837
Bank Mega Syariah	2021	3,5	56,72	2,22	6,894
Bank Mega Syariah	2021	3,5	61,74	2,55	6,916
Bank Mega Syariah	2021	3,5	63,53	3,56	6,944
Bank Panin Dubai Syariah	2019	6	98,87	2,68	6,771
Bank Panin Dubai Syariah	2019	6	94,66	3,50	6,843
Bank Panin Dubai Syariah	2019	5,25	97,88	5,44	6,842
Bank Panin Dubai Syariah	2019	5	95,7	1,99	6,906
Bank Panin Dubai Syariah	2020	4,5	98,21	1,88	6,897
Bank Panin Dubai Syariah	2020	4,25	105,48	3,93	6,861

Bank Panin Dubai Syariah	2020	4	93,87	5,81	6,912
Bank Panin Dubai Syariah	2020	3,75	111,71	4,90	6,857
Bank Panin Dubai Syariah	2021	3,5	117,45	2,56	6,837
Bank Panin Dubai Syariah	2021	3,5	111,41	2,24	6,900
Bank Panin Dubai Syariah	2021	3,5	118,94	3,27	6,843
Bank Panin Dubai Syariah	2021	3,5	107,56	4,56	6,830
Bank BCA Syariah	2019	6	86,76	4,03	6,632
Bank BCA Syariah	2019	6	87,31	3,38	6,638
Bank BCA Syariah	2019	5,25	88,68	5,02	6,637
Bank BCA Syariah	2019	5	90,98	6,43	6,649
Bank BCA Syariah	2020	4,5	96,39	2,05	6,646
Bank BCA Syariah	2020	4,25	94,4	3,00	6,657
Bank BCA Syariah	2020	4	90,06	4,52	6,643
Bank BCA Syariah	2020	3,75	81,32	5,36	6,695
Bank BCA Syariah	2021	3,5	90,59	1,22	6,635
Bank BCA Syariah	2021	3,5	86,3	2,19	6,641
Bank BCA Syariah	2021	3,5	85,68	3,09	6,652
Bank BCA Syariah	2021	3,5	81,38	3,56	6,707
Bank BTPN Syariah	2019	6	96,03	1,92	6,778
Bank BTPN Syariah	2019	6	96,17	3,55	6,851
Bank BTPN Syariah	2019	5,25	98,68	5,33	6,852
Bank BTPN Syariah	2019	5	95,27	3,05	6,872
Bank BTPN Syariah	2020	4,5	94,69	1,80	6,882
Bank BTPN Syariah	2020	4,25	92,37	3,44	6,876
Bank BTPN Syariah	2020	4	98,48	5,74	6,861
Bank BTPN Syariah	2020	3,75	97,37	6,25	6,890
Bank BTPN Syariah	2021	3,5	92,16	2,69	6,926
Bank BTPN Syariah	2021	3,5	94,67	4,56	6,922
Bank BTPN Syariah	2021	3,5	96,04	4,60	6,903
Bank BTPN Syariah	2021	3,5	95	5,56	6,913

Lampiran VI Data Outlier

N0	Nama Bank	Tahun	SB (%)	LK (%)	TBH (%)	DM (RP)
1	Bank Muamalat	2019	6	71,52	2,80	7,444
2	Bank Muamalat	2019	6	68,43	2,65	7,438
3	Bank Muamalat	2019	5,25	68,93	2,76	7,419
4	Bank Muamalat	2019	5	74,93	2,62	7,341
5	Bank Muamalat	2020	4,5	74,29	2,62	7,337
6	Bank Muamalat	2020	4,25	75,33	2,89	7,321
7	Bank Muamalat	2020	4	74,23	2,22	7,329
8	Bank Muamalat	2020	3,75	70,21	2,54	7,357
9	Bank Muamalat	2021	3,5	67,06	2,06	7,364
10	Bank Muamalat	2021	3,5	64,66	2,28	7,376
11	Bank Muamalat	2021	3,5	38,49	2,50	7,393
12	Bank Victoria Syariah	2019	6	81,38	2,24	6,163
13	Bank Victoria Syariah	2019	6	77,84	2,84	6,161
14	Bank Victoria Syariah	2019	5,25	73,81	2,18	6,186
15	Bank Victoria Syariah	2019	5	80,52	2,38	6,163
16	Bank Victoria Syariah	2020	4,5	79,08	3,18	6,136
17	Bank Victoria Syariah	2020	4,25	79,85	3,66	6,161
18	Bank Victoria Syariah	2020	4	76,21	2,31	6,099
19	Bank Victoria Syariah	2020	3,75	74,05	3,81	6,108
20	Bank Victoria Syariah	2021	3,5	63,99	2,14	6,110
21	Bank Victoria Syariah	2021	3,5	60,45	2,34	6,092
22	Bank Victoria Syariah	2021	3,5	55,73	3,31	6,126
23	Bank Victoria Syariah	2021	3,5	65,5	2,49	6,080
24	Bank Jabar Banten Syariah	2019	6	93,88	2,15	6,573
25	Bank Jabar Banten Syariah	2019	6	91,29	2,22	6,622
26	Bank Jabar Banten Syariah	2019	5,25	91,87	2,06	6,621
27	Bank Jabar Banten Syariah	2019	5	93,56	2,27	6,617
28	Bank Jabar Banten Syariah	2020	4,5	96,3	2,00	6,575
29	Bank Jabar Banten Syariah	2020	4,25	100,68	3,98	6,577

30	Bank Jabar Banten Syariah	2020	4	92,75	3,23	6,625
31	Bank Jabar Banten Syariah	2020	3,75	86,64	3,04	6,681
32	Bank Jabar Banten Syariah	2021	3,5	95,62	3,43	6,640
33	Bank Jabar Banten Syariah	2021	3,5	93,47	2,82	6,668
34	Bank Jabar Banten Syariah	2021	3,5	91,17	2,58	6,667
35	Bank Jabar Banten Syariah	2021	3,5	81,55	2,88	6,711
36	Bank Syariah Indonesia	2019	6	79,29	1,96	7,612
37	Bank Syariah Indonesia	2019	6	81,51	4,13	7,601
38	Bank Syariah Indonesia	2019	5,25	81,28	5,63	7,631
39	Bank Syariah Indonesia	2019	5	75,43	7,23	7,658
40	Bank Syariah Indonesia	2020	4,5	74,03	1,71	7,648
41	Bank Syariah Indonesia	2020	4,25	74,05	3,37	7,632
42	Bank Syariah Indonesia	2020	4	74,45	5,10	7,636
43	Bank Syariah Indonesia	2021	3,5	73,22	4,54	7,992
44	Bank Mega Syariah	2019	6	99,65	5,22	6,623
45	Bank Mega Syariah	2019	6	97,77	5,27	6,648
46	Bank Mega Syariah	2019	5,25	99,2	6,35	6,654
47	Bank Mega Syariah	2019	5	94,96	4,49	6,666
48	Bank Mega Syariah	2020	4,5	97,46	5,53	6,688
49	Bank Mega Syariah	2020	4,25	84	4,17	6,747
50	Bank Mega Syariah	2020	4	76,54	4,38	6,743
51	Bank Mega Syariah	2020	3,75	64,33	5,18	6,764
52	Bank Mega Syariah	2021	3,5	59,23	5,48	6,837
53	Bank Mega Syariah	2021	3,5	56,72	2,22	6,894
54	Bank Mega Syariah	2021	3,5	61,74	2,55	6,916
55	Bank Mega Syariah	2021	3,5	63,53	3,56	6,944
56	Bank Panin Dubai Syariah	2019	6	98,87	2,68	6,771
57	Bank Panin Dubai Syariah	2019	6	94,66	3,50	6,843
58	Bank Panin Dubai Syariah	2019	5,25	97,88	5,44	6,842
59	Bank Panin Dubai Syariah	2019	5	95,7	1,99	6,906
60	Bank Panin Dubai Syariah	2020	4,5	98,21	1,88	6,897

61	Bank Panin Dubai Syariah	2020	4,25	105,48	3,93	6,861
62	Bank Panin Dubai Syariah	2020	4	93,87	5,81	6,912
63	Bank Panin Dubai Syariah	2020	3,75	111,71	4,90	6,857
64	Bank Panin Dubai Syariah	2021	3,5	117,45	2,56	6,837
65	Bank Panin Dubai Syariah	2021	3,5	111,41	2,24	6,900
66	Bank Panin Dubai Syariah	2021	3,5	118,94	3,27	6,843
67	Bank Panin Dubai Syariah	2021	3,5	107,56	4,56	6,830
68	Bank BCA Syariah	2019	6	86,76	4,03	6,632
69	Bank BCA Syariah	2019	6	87,31	3,38	6,638
70	Bank BCA Syariah	2019	5,25	88,68	5,02	6,637
71	Bank BCA Syariah	2019	5	90,98	6,43	6,649
72	Bank BCA Syariah	2020	4,5	96,39	2,05	6,646
73	Bank BCA Syariah	2020	4,25	94,4	3,00	6,657
74	Bank BCA Syariah	2020	4	90,06	4,52	6,643
75	Bank BCA Syariah	2020	3,75	81,32	5,36	6,695
76	Bank BCA Syariah	2021	3,5	90,59	1,22	6,635
77	Bank BCA Syariah	2021	3,5	86,3	2,19	6,641
78	Bank BCA Syariah	2021	3,5	85,68	3,09	6,652
79	Bank BCA Syariah	2021	3,5	81,38	3,56	6,707
80	Bank BTPN Syariah	2019	6	96,03	1,92	6,778
81	Bank BTPN Syariah	2019	6	96,17	3,55	6,851
82	Bank BTPN Syariah	2019	5,25	98,68	5,33	6,852
83	Bank BTPN Syariah	2019	5	95,27	3,05	6,872
84	Bank BTPN Syariah	2020	4,5	94,69	1,80	6,882
85	Bank BTPN Syariah	2020	4,25	92,37	3,44	6,876
86	Bank BTPN Syariah	2020	4	98,48	5,74	6,861
87	Bank BTPN Syariah	2020	3,75	97,37	6,25	6,890
88	Bank BTPN Syariah	2021	3,5	92,16	2,69	6,926
89	Bank BTPN Syariah	2021	3,5	94,67	4,56	6,922
90	Bank BTPN Syariah	2021	3,5	96,04	4,60	6,903
91	Bank BTPN Syariah	2021	3,5	95	5,56	6,913

Lampiran V11 Hasil Uji SPSS

1. Analisis Statistik Deskriptif

Descriptive Statistics					
	N	Minimum	Maximum	Mean	Std. Deviation
Suku Bunga	91	3,50	6,00	4,4451	,92030
Likuiditas	91	55,73	118,94	85,4704	14,03776
Bagi Hasil	91	1,22	7,23	3,4749	1,35809
Deposito Mudharabah	91	6,08	7,66	6,8252	,41379
Valid N (listwise)	91				

2. Uji Normalitas sebelum dioutlier

One-Sample Kolmogorov-Smirnov Test

		Unstandardized Residual
N		96
Normal Parameters ^{a,b}	Mean	,0000000
	Std. Deviation	,45512638
Most Extreme Differences	Absolute	,129
	Positive	,090
	Negative	-,129
Test Statistic		,129
Asymp. Sig. (2-tailed)		,000 ^c

a. Test distribution is Normal.

b. Calculated from data.

c. Lilliefors Significance Correction.

3. Uji Normalitas setelah dioutlier

One-Sample Kolmogorov-Smirnov Test

		Unstandardized Residual
N		91
Normal Parameters ^{a,b}	Mean	,0000000
	Std. Deviation	,40295188
Most Extreme Differences	Absolute	,087
	Positive	,082
	Negative	-,087
Test Statistic		,087
Asymp. Sig. (2-tailed)		,089 ^c

a. Test distribution is Normal.

b. Calculated from data.

c. Lilliefors Significance Correction.

1. Uji Multikolinearitas

Coefficients^a

Model		Collinearity Statistics	
		Tolerance	VIF
1	Suku Bunga	,976	1,024
	Likuiditas	,939	1,065
	Bagi Hasil	,961	1,040

a. Dependent Variable: Deposito Mudharabah

2. Uji Autokorelasi

Model Summary^b

Model	R	R Square	Adjusted R Square	Std. Error of the Estimate	Durbin-Watson
1	,084 ^a	,007	-,027	169,242	2,192

a. Predictors: (Constant), Bagi Hasil, Suku Bunga, Likuiditas

b. Dependent Variable: YB

3. Uji Heteroskedastisitas

Correlations

			Unstandardized Residual	Suku Bunga	Likuiditas	Bagi Hasil
Spearman's rho	Unstandardized Residual	Correlation Coefficient	1,000	-,089	-,025	-,092
		Sig. (2-tailed)	.	,403	,812	,385
		N	91	91	91	91
Suku Bunga	Suku Bunga	Correlation Coefficient	-,089	1,000	,194	,001
		Sig. (2-tailed)	,403	.	,066	,992
		N	91	91	91	91
Likuiditas	Likuiditas	Correlation Coefficient	-,025	,194	1,000	,225*
		Sig. (2-tailed)	,812	,066	.	,032
		N	91	91	91	91
Bagi Hasil	Bagi Hasil	Correlation Coefficient	-,092	,001	,225*	1,000
		Sig. (2-tailed)	,385	,992	,032	.
		N	91	91	91	91

*. Correlation is significant at the 0.05 level (2-tailed).

4. Uji Persamaan Regresi Berganda

Coefficients^a

Model		Unstandardized Coefficients		Standardized Coefficients	t	Sig.
		B	Std. Error	Beta		
1	(Constant)	10,339	5,620		1,840	,070
	Suku Bunga	,002	,915	,000	,002	,998
	Likuiditas	-,001	,000	-,295	-2,902	,005
	Bagi Hasil	3,763	1,051	,360	3,581	,001

a. Dependent Variable: Deposito Mudharabah

5. Uji T (Uji Parsial)

Coefficients^a

Model		Unstandardized Coefficients		Standardized Coefficients	t	Sig.
		B	Std. Error	Beta		
1	(Constant)	10,339	5,620		1,840	,070
	Suku Bunga	,002	,915	,000	,002	,998
	Likuiditas	-,001	,000	-,295	-2,902	,005
	Bagi Hasil	3,763	1,051	,360	3,581	,001


a. Dependent Variable: Deposito Mudharabah

6. Uji Determinasi

Model Summary

Model	R	R Square	Adjusted R Square	Std. Error of the Estimate
1	,227 ^a	,052	,019	,40984

a. Predictors: (Constant), Bagi Hasil, Suku Bunga, Likuiditas





UNIVERSITAS MUHAMMADIYAH GRESIK
FAKULTAS EKONOMI DAN BISNIS
Jl. Sumatera 101 GKB Gresik, Telp 0813324 6789

BERITA ACARA BIMBINGAN SKRIPSI

Nama Penyaji : Laily Nur Fitriana
 N IM : 200302097
 Program Studi : Akuntansi
 Alamat / Tlp :
 081230691778
 Judul Skripsi : Pengaruh Suku Bunga, likuiditas, dan bagi hasil Terhadap Deposito Mudharabah

Pembimbing I : Syaiful, S.E., MM
 Pembimbing II :
 Konsultasi:

Tanggal	Paraf Pembimbing		KETERANGAN
	I	II	
19/10/23			
31/12/23			Revisi: Laku belanj, lebih plus pt bahasan sesuai temba!
13/01/23			Revisi bab I, II & III 1) Penelitian terdahulu di lengkapi juga variabel, eqd, dan hasil. 2) Menentukan grand theory untuk menentukan obyekis.
20/12/23			Revisi bab 1 1) Tambah referensi yg mutakhir 2) Margin di hitung sesuai ketentuan 3) Kelengkapan Bab III,
27/12/23			Revisi bab I, II & III
03/01/24			Revisi bab III a) tabel b) referensi/daftar pustaka
10/01/24			Revisi bagian proposal
15/05/24			

02 OCT 2023

Tanggal Pengajuan :
 Batas Akhir Bimbingan :
 Selesai Penulisan :
 Tanggal Diujikan :

Prodi Akuntansi

 Dr. Umamah, S.E., M.Ak

Dosen Pembimbing I

 Syaiful, S.E., MM

Dosen Pembimbing II






UNIVERSITAS MUHAMMADIYAH GRESIK
FAKULTAS EKONOMI DAN BISNIS
Jl. Sumatera 101 GKB Gresik, Telp 0813324 6789

PERSETUJUAN REVISI SKRIPSI

Setelah kami teliti perbaikan revisi skripsi :

Nama : Laily Nur Fitriana
NIM : 200302097
Program Studi : Akuntansi
Judul Skripsi : Pengaruh Suku Bunga, Likuiditas dan Bagi Hasil Terhadap Deposito Mudharabah pada Bank Umum Syariah yang ada di Indonesia

Kami penguji dapat menyetujui perbaikan revisi skripsi tersebut.

Nama Penguji	Tanda tangan persetujuan penguji	Tanggal Persetujuan
1. Syaiful, S.E., MM	1. 	1 5/8/24
2. -	2	2
3. Dr. Umaimah, S.E., M.Ak	3. 	3 1/8/24
4. Dr. Suwandi, S.E., MA	4. 	4 29/7/24

Catatan :
Setiap mahasiswa/wi mengisi rangkap 2 (dua)