

## APPENDICES

### Appendices 1: Validity of the questionnaire

No	Item	R value	Information
1.	I enjoy teaching my students	0,510	Invalid
2.	I always prepare before teaching	0,382	Invalid
3.	I always provide a media in teaching	0,052	Invalid
4.	Sometimes I have difficulty to choose the best media	0,345	Invalid
5.	Sometimes I have challenges and limitation when using media	0,573	Invalid
6.	The students enjoy teaching learning process if the media is interesting	0,150	Invalid
7.	The students enjoy teaching learning process when using video	0,382	Invalid
8.	Learning by video makes more effective and more efficient	0,238	Invalid
9.	Learning by video can prevent the students from boredom	0,591	Valid
10.	Learning by video can improve students vocabulary and pronunciation	0,545	Invalid
11.	Cartoon video is the best media to interest the students	0,921	Valid
12.	Cartoon video increased students attention	0,735	Valid
13.	Cartoon video increased students motivation	0,964	Valid
14.	CoComelon video increased students interest to learn	0,858	Valid
15.	Animated and character in CoComelon video suitable for the children	0,858	Valid
16.	The students are influenced heavily by visual in media	0,359	Invalid
17.	The students more influenced by visual than by printed word	0,138	Invalid
18.	The students get useful media education resources from textbook	0,494	Invalid
19.	The students feel learning more complex and easier if using media	0,102	Invalid
20.	The students low enthusiasm when the media is not interest	0,496	Invalid
21.	The students enjoy learning English through cartoon video	0,801	Valid
22.	The students like CoComelon video because the animation is good	0,814	Valid
23.	The students can learn and entertained by watching CoComelon video	0,793	Valid
24.	The students motivation to study is increasing by using CoComelon video	0,793	Valid
25.	The student easy to understand the content from CoComelon video	0,866	Valid
26.	The students are calmer and listen to the CoComelon video being played	0,893	Valid
27.	The students can find out intonation and pronunciation by watching CoComelon video	0,893	Valid
28.	The students can improve their intonation and pronunciation by watching CoComelon video	0,931	Valid
29.	The students are competent to imitating someone	0,775	Valid
30.	Imitating someone exactly as shown on CoComelon video will affect students speaking skills such as pronunciation style	0,852	Valid

## Appendices 2 : Pre test score

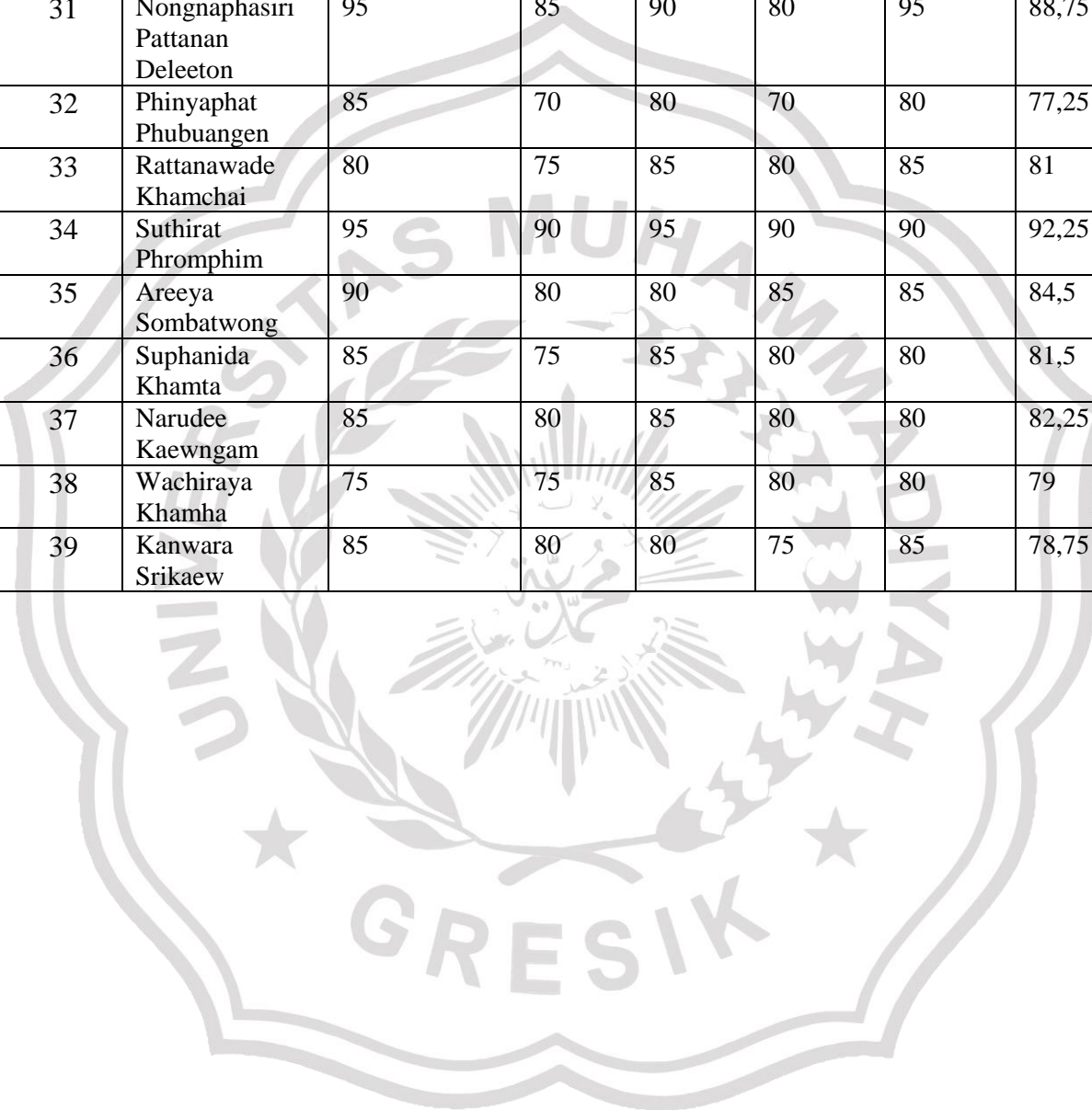
Number	Name	Score					Total
		Pronunciation 25%	Voice 15%	Vocab 20%	Fluency 25%	Compre 15%	
1	Jirayu Sothammongkol	70	85	85	65	85	76,25
2	Phakapon Khruaaboon	70	80	75	60	65	69,25
3	Thanisorn Phukamsak	85	75	70	75	80	77,22
4	Worathon Thinloei	80	85	75	80	90	82,25
5	Methawin Sila	85	80	90	75	90	83,5
6	Tharatip Saenkham	85	80	85	70	75	79
7	Parinth Manochai	75	70	75	70	70	72,25
8	Sorawit Saipradit	80	70	85	75	85	79
9	Nawapat Sujansri	85	75	70	70	85	76,75
10	Paramet Trirattanaphong	85	90	85	80	75	84,25
11	Phattharadin Ampharat	80	75	80	70	85	78
12	Anawin	75	80	70	75	70	74
13	Juthamat Wiangchai	85	85	85	70	80	80,5
14	Soirinyay Chaiyasoda	80	75	80	70	70	75,75
15	Kanyaphat Singpanya	85	70	80	75	70	77
16	Pancharat Suntharawirat	75	80	85	70	80	77,25
17	Kulphaya Promphuttha	85	75	80	70	85	79,25
18	Natthakarn Sangkorn	75	75	80	85	85	80,5
19	Kanyanat Khunwong	85	70	80	75	85	79,25
20	Cheewatip Chatchawan	75	85	85	80	75	81
21	Worakanya Daengthong	85	80	85	75	85	81,75
22	Natchaya Sawadtham	70	75	80	80	80	78,25
23	Warinthon Sriburin	85	85	80	70	85	80,25
24	Kamonphat Thanachon	80	75	80	70	75	77,5

25	Chaliporn Kaewnoi	80	85	70	70	80	76,25
26	Thanachaporn Laosupa	80	70	75	80	85	79,5
27	Amithada Hirantho	75	70	85	80	80	79,5
28	Chatchanok Sri Sarakhm	85	80	75	85	75	82,25
29	Natthakarn Chaiyasawat	80	80	75	70	70	75
30	Dasinee Montri	80	75	75	80	70	78
31	Nongnaphasiri Pattanan Deleton	85	85	90	80	95	87,5
32	Phinyaphat Phubuangan	70	70	75	70	70	71
33	Rattanawade Khamchai	75	85	75	80	85	80,5
34	Suthirat Phromphim	85	90	80	90	90	86,75
35	Areeya Sombatwong	80	70	75	75	85	77
36	Suphanida Khamta	75	70	85	80	80	79,5
37	Narudee Kaewngam	85	75	70	80	80	79,75
38	Wachiraya Khamha	75	70	80	80	85	79,25
39	Kanwara Srikaew	80	75	80	70	85	79

### Appendices 3: Post test score

Number	Name	Score					Total
		Pronunciation 25%	Voice 15%	Vocab 20%	Fluency 25%	Compre 15%	
1	Jirayu Sothammongkol	80	85	80	65	80	77
2	Phakapon Khrueaboon	75	80	75	70	65	73
3	Thanisorn Phukamsak	85	75	80	75	80	79,25
4	Worathon Thinloei	90	80	85	85	90	86,25
5	Methawin Sila	90	80	95	80	85	86,25
6	Tharatip Saenkham	70	85	90	75	75	78,25
7	Parinth Manochai	80	70	85	70	70	75,5
8	Sorawit Saipradit	85	85	90	80	85	82,25
9	Nawapat Sujansri	85	75	85	80	85	82,25
10	Paramet Trirattanaphong	90	85	90	85	85	87,25
11	Phattharadin Ampharat	85	85	90	85	80	85,25
12	Anawin	80	85	85	85	70	81,5
13	Juthamat Wiangchai	90	85	95	80	80	86,25
14	Soirinyay Chaiyasoda	95	75	90	80	75	84,25
15	Kanyaphat Singpanya	90	80	90	70	80	82
16	Pancharat Suntharawirat	85	85	90	80	85	84,75
17	Kulphaya Promphuttha	85	80	90	70	85	81,5
18	Natthakarn Sangkorn	85	80	90	85	85	85,25
19	Kanyanat Khunwong	90	75	85	85	85	84,75
20	Cheewatip Chatchawan	85	80	90	80	75	82,5
21	Worakanya Daengthong	90	80	90	70	85	82,75
22	Natchaya Sawadtham	85	80	90	85	80	84,5
23	Warinthon Sriburin	85	85	85	80	85	83,75
24	Kamonphat Thanachon	85	85	80	80	75	81,25
25	Chaliporn Kaewnoi	90	85	85	75	80	83

26	Thanachaporn Laosupa	85	70	85	80	85	80,75
27	Amithada Hirantho	75	70	90	80	80	79,25
28	Chatchanok Sri Sarakhm	85	75	85	85	75	82
29	Natthakarn Chaiyasawat	85	80	75	75	70	77,5
30	Dasinee Montri	80	75	85	80	70	78,75
31	Nongnaphasiri Pattanan Delecton	95	85	90	80	95	88,75
32	Phinyaphat Phubuangan	85	70	80	70	80	77,25
33	Rattanawade Khamchai	80	75	85	80	85	81
34	Suthirat Phromphim	95	90	95	90	90	92,25
35	Areeya Sombatwong	90	80	80	85	85	84,5
36	Suphanida Khamta	85	75	85	80	80	81,5
37	Narudee Kaewngam	85	80	85	80	80	82,25
38	Wachiraya Khamha	75	75	85	80	80	79
39	Kanwara Srikaew	85	80	80	75	85	78,75























Q27	Pearson Correlation	.788**	.788**	.860**	.814**	1	.974**	.619*	.946**	.893**
	Sig. (2-tailed)	.002	.002	.000	.001	.000	.000	.032	.000	.000
	N	12	12	12	12	12	12	12	12	12
Q28	Pearson Correlation	.834**	.834**	.889**	.866**	.974**	1	.572	.921**	.931**
	Sig. (2-tailed)	.001	.001	.000	.000	.000	.000	.052	.000	.000
	N	12	12	12	12	12	12	12	12	12
Q29	Pearson Correlation	.429	.429	.572	.594*	.619*	.572	1	.586*	.775**
	Sig. (2-tailed)	.164	.164	.052	.042	.032	.052	.045	.003	.003
	N	12	12	12	12	12	12	12	12	12
Q30	Pearson Correlation	.629*	.629*	.705*	.713**	.946**	.921**	.586*	1	.825**
	Sig. (2-tailed)	.028	.028	.011	.009	.000	.000	.045	.001	.001
	N	12	12	12	12	12	12	12	12	12
TOTAL	Pearson Correlation	.793**	.793**	.866**	.893**	.893**	.931**	.775**	.825**	1
	Sig. (2-tailed)	.002	.002	.000	.000	.000	.000	.003	.001	.000
	N	12	12	12	12	12	12	12	12	12

GRESIK

## Appendices 5: Lesson plan

### Lesson Plan Teaching 1

**Date** : 23, August 2024  
**Time** : 60 minutes  
**Teacher** : Luthfan Dharistio  
**School** : Anubanloei School  
**Class** : P5  
**Meeting** : 1  
**Topic** : Activities (Let's go book)  
**Learner outcomes** :

1. The students are able read a text about daily activity.
2. The students are able to mention kind of activity.
3. The students are able to pronounce vocabulary about activity.
4. The students are able to write a sentence about activity.
5. The students are able to describe their daily activities.

#### Teaching Learning Activity

##### Warm up

1. Teacher greet the students.
2. Teacher ask the students to sing a song together (This is the way)
3. Teacher gives the students questions (What do you do in this morning? What do you do after breakfast?).

##### Presentation

1. Teacher shows the text from student's book (page 30 part A).
2. Teacher gives the question related to the picture (What do they do?).
3. Teacher asks the students to read together.
4. Teacher shows the vocabulary from students book (page 31 part B)
5. Teacher asks the students to read together.

##### Practice

1. Teacher asks the students to tell their activity in the morning one by one.

##### Production

1. Teacher asks the students to do the exercise on their work book on page 28 part A, B, and C.

## Wrap up

1. Teacher asks the student give a comment to their friends
2. Teacher giving the student a compliment to the student
3. Teacher asks the student what did they get for today lesson.
4. Teacher asks the students to mention kinds of activity.
5. Teacher ends the meeting by saying good bye.

## Attachment

Link video : <https://youtu.be/1vJVe5Byuv0?si=YzkAvUnTYuqBvgVU>



## Lesson Plan Teaching 2

**Date** : 30, August 2024  
**Time** : 60 minutes  
**Teacher** : Luthfan Dharistio  
**School** : Anubanloei School  
**Class** : P5  
**Meeting** : 1  
**Topic** : Activities (Let's go book)  
**Learner outcomes** :

1. The students are able to mention kind of activity.
2. The students are able to pronounce vocabulary about activity.
3. The students are able to write a sentence about activity.
4. The students are able to describe their daily activities using opposite word.
5. The students are able to ask and answer yes/no questions about activity.

### Teaching Learning Activity

#### Warm up

1. Teacher greet the students.
2. Teacher shows a video from CoComelon about opposite and adverb (Opposites Song).
3. Teacher gives the students questions (can you mention kind of activity from the video? Can you mention the adverb? What about the opposite of quick?).

#### Presentation

1. Teacher shows the vocabulary from student's book (page 32 part A).
2. Teacher asks the students to read together.
3. Teacher shows a text from students book page 32 part B.
4. Teacher asks the students to read together.
5. Teacher gives the question (how does kate dance?)

#### Practice

1. Teacher shows the picture.
2. Teacher asks the students to said the sentences (He walks quickly).
3. Teacher gives the students questions (does he walks quickly?).
4. Teacher asks the students in a group to gives a question to another group based on the vocabulary (How does he walks? Does he walks slowly?).

#### Production

1. Teacher asks the students to do the exercise on their work book on page 30 part A, B.
2. Teacher asks the students to pronounce the adjective and adverb.
3. Teacher gives the students questions (What is the adverb of quick?).

4. Teacher asks the students to write their answer.
5. Teacher asks the students to read the questions part B.
6. Teacher asks the students to answer by spoken.
7. Teacher asks the students to write their answer.

✓ **Extra activity**

1. Teacher asks the student to do the exercise on their work book on page 30 part C, and D as a homework.

**Wrap up**

1. Teacher ask the student give a comment to their friends
2. Teacher giving the student a compliment to the student
3. Teacher ask the student what did they get for today lesson.
4. Teacher asks the students to mention kinds of activity.
5. Teacher ends the meeting by saying good bye.

**Attachment**

Link video : <https://youtu.be/ZmDtb9KrPv0?si=XFINrpV1pzWLDpaN>



## Lesson Plan Teaching 3

**Date** : 06, September 2024  
**Time** : 60 minutes  
**Teacher** : Luthfan Dharistio  
**School** : Anubanloei School  
**Class** : P5  
**Meeting** : 3  
**Topic** : Activities (Let's go book)  
**Learner outcomes** :

1. The students are able to mention kind of activity.
2. The students are able to pronounce vocabulary about activity.
3. The students are able to write a sentence about activity.
4. The students are able to ask and answer questions about activity.

### Teaching Learning Activity

#### Warm up

1. Teacher greet the students.
2. Teacher shows a video from CoComelon about activity (breakfast song).
3. Teacher gives the students questions (can you mention kind of activity from the video? What do they do in the morning? What do they do in the kitchen?).

#### Presentation

1. Teacher shows the vocabulary from student's book (page 34 part A).
2. Teacher asks the students to read together.
3. Teacher shows a text from students book page 34 part B.
4. Teacher asks the students to read together.
5. Teacher gives the question (What does Kate do well?)
6. Teacher asks the students to do a role play in a group (based on the text on page 34 part B)

#### Practice

1. Teacher shows the picture.
2. Teacher asks the students to pronounce the sentences (She cooks very well).
3. Teacher gives the students questions (What does she do well?).
4. Teacher asks the students in a group to gives a question to another group based on the vocabulary (What does he do well?).

## Production

1. Teacher asks the students to do the exercise on their work book on page 32 part A, B.
2. Teacher asks the students to say, unscramble, and write.
3. Teacher gives the students questions (What does he do well?).
4. Teacher asks the students to write their answer on their work book.

## Wrap up

1. Teacher asks the students give a comment to their friends
2. Teacher giving the student a compliment to the student
3. Teacher asks the students what did they get for today lesson.
4. Teacher asks the students to mention kinds of activity.
5. Teacher ends the meeting by saying good bye.

## Attachment

Link video : <https://youtu.be/fsQVfQt0HOk?si=w5tBnMbzZ0yBvatK>



## Lesson Plan Teaching 4

**Date** : 13, September 2024  
**Time** : 60 minutes  
**Teacher** : Luthfan Dharistio  
**School** : Anubanloei School  
**Class** : P5  
**Meeting** : 4  
**Topic** : Activities (Let's go book)  
**Learner outcomes** :

1. The students are able to mention kind of activity.
2. The students are able to pronounce vocabulary about activity.
3. The students are able to write a sentence about activity.
4. The students are able to present their daily activity.
5. The students are able to ask and answer questions about activity.

### Teaching Learning Activity

#### Warm up

1. Teacher greet the students.
2. Teacher shows a video from CoComelon about activity (cece's bath song).
3. Teacher gives the students questions (can you mention kind of activity from the video? What do they do in the morning? What do they do in the kitchen?).

#### Presentation

1. Teacher shows the vocabulary about daily activity.
2. Teacher asks the students to read together.
3. Teacher shows a text about his daily activity (Every morning, I wake up at 6 a.m., go for a quick jog, and then enjoy a healthy breakfast before starting work.).
4. Teacher asks the students to read together.
5. Teacher shows pictures with the sentence (I wake up at 5 a.m every morning).
6. Teacher asks the students to read together.
7. Teacher shows pictures and asks the students to make a sentence by spoken based on the picture.

#### Practice

1. Teacher asks the students to draw an activity.
2. Teacher asks the students to write the sentence.
3. Teacher choose some random students to show their picture.
4. Teacher asks the students that chosen to say the sentence.
5. Teacher asks the rest of students to repeat.

## Production

1. Teacher asks the students to present their work in front of the class.
2. Teacher asks the rest of students to repeat.
3. Teacher asks the students who haven't present in front of the class to make a short video.
4. Teacher asks the students to upload the video on their tiktok/google drive.

## Wrap up

1. Teacher asks the students give a comment to their friends
2. Teacher giving the students a compliment to the student
3. Teacher asks the students what did they get for today lesson.
4. Teacher asks the students to mention kinds of activity.
5. Teacher ends the meeting by saying good bye.

## Attachment

Link video : <https://youtu.be/1pOPj97Yuh4?si=uLohNgzz89AVg0Rc>



## Lesson Plan Teaching 5

**Date** : 20, September 2024  
**Time** : 60 minutes  
**Teacher** : Luthfan Dharistio  
**School** : Anubanloei School  
**Class** : P5  
**Meeting** : 5  
**Topic** : Activities (Let's go book)  
**Learner outcomes** :

1. The students are able to mention kind of activity.
2. The students are able to pronounce vocabulary about activity.
3. The students are able to write a sentence about activity.
4. The students are able to present their daily activity.
5. The students are able to use adverb of frequency.
6. The students are able to tell their daily activity using adverb of frequency.

### Teaching Learning Activity

#### Warm up (5 minutes)

1. Teacher greet the students.
2. Teacher shows a video from CoComelon about activity (Get Ready With CoComelon).
3. Teacher gives the students questions (can you mention kind of activity from the video? What do they do in the morning? What do they do in the kitchen?).

#### Presentation

1. Teacher shows the vocabulary about daily activity.
2. Teacher asks the students to read together.
3. Teacher shows a picture with the text (I always breakfast at 7 AM).
4. Teacher asks the students to read together.
5. Teacher shows pictures with the schedule without the sentence.
6. Teacher asks the students to say the sentences.

#### Practice

1. Teacher divides the students in to 4 groups.
2. Teacher shows pictures and schedule.
3. Teacher asks the students to say the word based on the picture.

#### Production

1. Teacher asks the students to tell their daily activity using adverb of frequency.

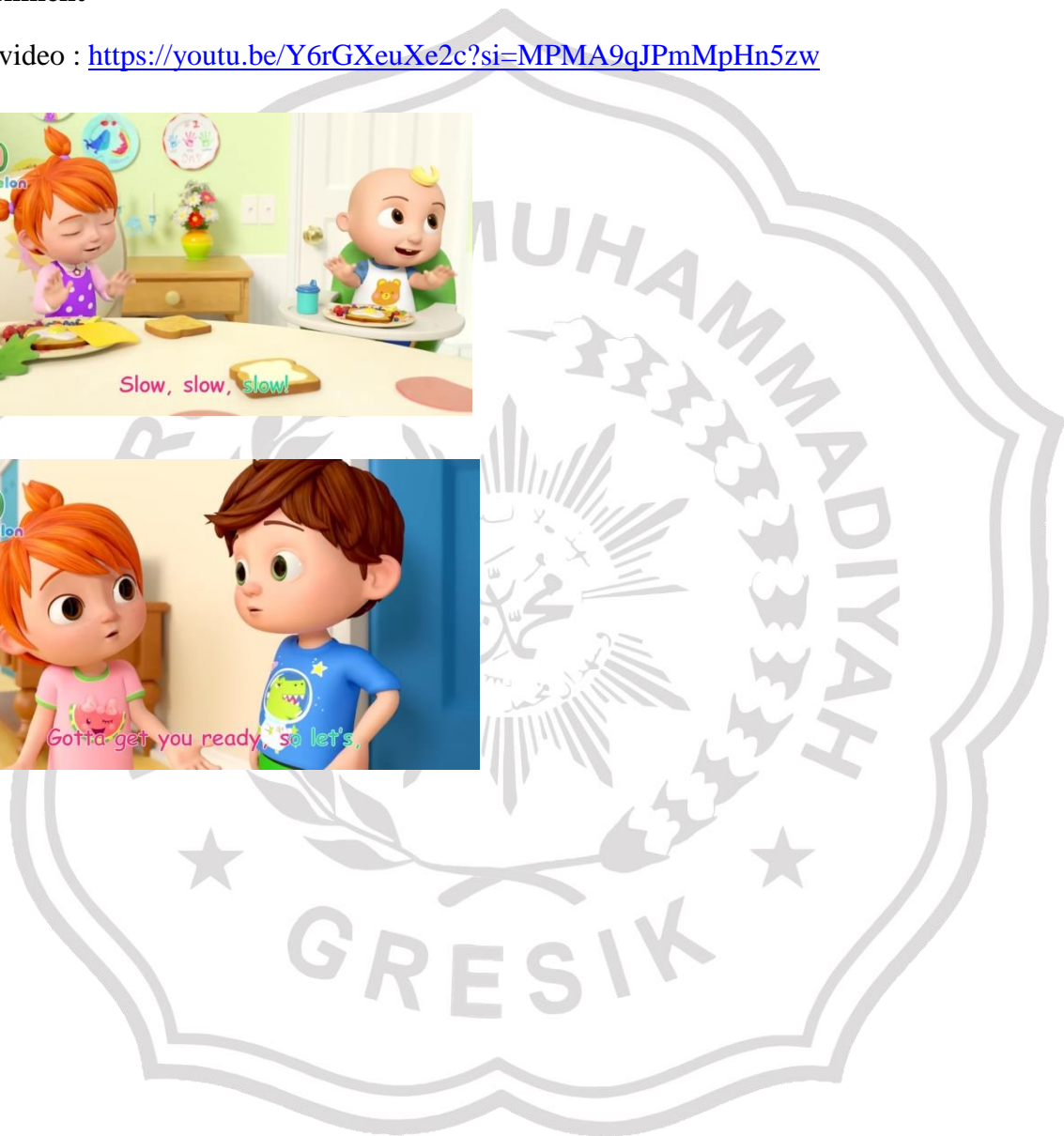
2. The students will take turns.

### Wrap up (5 minutes)

1. Teacher asks the students give a comment to their friends
2. Teacher giving the students a compliment to the student
3. Teacher ends the meeting by saying good bye.

### Attachment

Link video : <https://youtu.be/Y6rGXeuXe2c?si=MPMA9qJPmMpHn5zw>



Appendices 6: Slide power point lesson plan 4



**DAILY  
ACTIVITY**

English for  
communication



**Wake Up**



**Breakfast**



**Cooking**



**Take a bath**



**Brush the teeth**




**Study**




**Have lunch**




**Dinner**




**Do homework**



**Watching TV**



Every morning, I wake up at 5 a.m., and then enjoy a healthy breakfast before starting work.



I wake up at 5 a.m every morning

## Appendices 7: Pictures during the research

### Interview with the first respondent



### Post test



### Treatment process



### Teaching and learning process



## Appendices 8: LoA teaching at Anubanloei School

No. 04136.0173/ 161



Anuban Loei School, Kudpong  
Muangloei District  
Loei Province, Thailand 42000

26 April B.E. 2567 (2024)

Dear Mr.Luthfan Dharistio (Passport No. E5067685 )

Subject: Letter of Acceptance to LOEI PESAO 2's Internship Program.

We are pleased to inform you that you have been admitted to Anuban Loei School in the following program.

Program:	LOEI PESAO 2's Internship Program - English
Attendance Type:	Internship Program
Duration:	1 Semester
Starting Date:	June 1 <sup>st</sup> , 2024
Expected Completion Date:	September 30 <sup>th</sup> , 2024

You are required to apply for the visa type Non-Immigration ED at The Royal Thai Consulate in person.

On behalf of Anuban Loei School, I extend a warm welcome and best wish for your success. We look forward to welcoming you on our school.

Yours sincerely

A handwritten signature in blue ink, appearing to be 'G. Simsawat'.

(Mrs.Gunyanuth Simsawat)  
School Director

## **CURRICULUM VITAE**

Luthfan Dharistio was born on July 07, 2003 in Gresik, East Java. As the oldest of two children of Jocky Dharsono and Khais Rosyidah. He got his primary education at SD Muhammadiyah Melirang and studied there up to 6 years and finished his studied in 2015. In the following year, he went to SMP Muhammadiyah 10 Melirang and he graduated 2018. In 2021, he graduated from SMA Muhammadiyah 3 Bungah.

Starting from September in the same year, he began to study at the English Departement of Muhammadiyah University of Gresik. During his undergrated studies, he was involved in a student's forum called IEC (Innovative English Club) as a member and head of public relations. In the same year, he also active in IMM (Ikatan Mahasiswa Muhammadiyah) as a member. When he was in third semester, he was involved in SESA (Spunky English Student Assosiation) as a scretary. In 2024 he joined internship program in Yala south Thailand, he finished program on April. Then on June he joined internship in Loei province, northeast Thailand.

