

LIST OF APPENDIXES

- Appendix 1. Interview sheet for teacher
- Appendix 2. Questionnaire for students
- Appendix 3. 8th grade syllabus and lesson plan
- Appendix 4. Exercise listening material using CALL Hot Potatoes file
- Appendix 5. Try out Result listening material using CALL Hot Potatoes
- Appendix 6. List of Final Test Score on Semester 1
- Appendix 7. Checklist of Courseware
- Appendix 8. Letter of research statement

INTERVIEW SHEET

AFTER THE PRODUCT DISPLAYED

1. Apakah pembelajaran listening dengan menggunakan CALL (Hot Potatoes) ini sudah sesuai dengan kurikulum yang ada ?
2. Apakah anda tertarik dan bagaimana respon anda setelah melihat listening dengan menggunakan CALL (Hot Potatoes)?
3. Apakah pendapat anda dengan menggunakan media CALL (Hot Potatoes) dapat membantu dalam pengajaran listening?
4. Apakah menurut anda listening dengan menggunakan CALL bisa memacu dan memotivasi siswa siswi dalam belajar listening?
5. Apakah menurut anda media CALL ini mudah untuk dikuasai?
6. Apakah menurut anda media CALL ini sudah cukup tepat untuk digunakan pada materi listening?

TEACHER ANSWER THE INTERVIEW

1. He said that, is very appropriate. Because the questions or tasks already appropriate and suitable with the curriculum student here, listening to any media in good enough.
2. He said that, I am very interested. Because, like seen before this media add additional music, picture and seconds can be set native own. But the most important is that every task that is always given a colorful colors and I also seem difficult to make.

The response was good enough. Because, in the listening students often find difficulties because they feel bored and so on. But, with the media CALL (Computer Assisted Language Learning) is to make the children feel like to listen and answer.

3. He said that, it can help the teacher. This is a new breakthrough that makes learning more enjoyable, especially in listening. I also find it very helpful as a teacher and found a new method, I am very pleased with this product and find it very helpful.
4. He said that, it could spur. It can be seen from the response of the students are very happy to receive it as a very good question that you give huge members. But they really enjoyed the question, students also did not patient to wait what song would played again and especially picture to be displayed. About motivation problem. He said that, it would be very

motivated because as I said earlier this is a new breakthrough made in listening to dispel the boredom.

5. He said that, this media is easily controlled as long as we have a program. In use it was easy. I have tried and did not feel bored. I also want to continue learning this kind of media. So, that children do not get bored, I did not need hard to find native sound like, pretty native sound, but I can record it with my self. I also can edit and control the volume and absolutely it is new science for me.
6. He said that, it is perfect. Because listening need of a new innovation, and this media is easily accepted, easy to used, and easily understood. CALL (Computer Assisted Language Learning) is very nice and interesting to used in listening process, CALL (Computer Assisted Language Learning) is also easy to operate and of course this media is very suitable to use in teh listening materi

QUESTIONNAIRE FOR STUDENTS

1. Apakah kalian merasa kesulitan dalam mempelajari dan memahami materi listening?
 - a. Tidak
 - b. Iya
 - c. Kadang-kadang
 - d. Sering
2. Seberapa sering kalian mendengarkan listening dalam bahasa inggris dalam 1 minggu?
 - a. 2 kali sehari
 - b. 3 kali sehari
 - c. 1 kali sehari
 - d. Tidak sama sekali
3. Apakah kamu suka mendengarkan listening dalam bentuk video atau lainnya seperti dalam hot potatoes ini?
 - a. Jarang
 - b. Sering
 - c. Kadang-kadang
 - d. Tidak sama sekali
4. Apa kalian punya lagu Bahasa Inggris favorit?
 - a. Iya
 - b. Sedikit
 - c. Banyak
 - d. Tidak
5. Apa menurut kalian palajaran listening itu membosankan?
 - a. Iya
 - b. Tidak
 - c. Biasa saja

- d. Sangat membosankan
6. Menurut kalian pelajaran listening itu sulit atau muda?
- a. Muda
 - b. Sulit
 - c. Sangat sulit
 - d. Sulit sekali
7. Sejauh mana kamu mengetahui listening dengan menggunakan metode CALL?
- a. Berhubungan dengan komputer
 - b. Berhubungan dengan internet
 - c. Pembelajaran menggunakan audio
 - d. Jawaban semua benar
8. Apa kamu sering mengetahui pembelajaran listening menggunakan media CALL?
- a. Sering
 - b. Kadang-kadang
 - c. Tidak Pernah
 - d. Jarang
9. Apa kamu sering mengalami kesulitan dalam belajar listening?
- a. Iya
 - b. Tidak
 - c. Kadang-kadang
 - d. Tidak pernah
10. Apa alasan kalian agar pelajaran listening tidak membosankan?
- a. Menggunakan IT (Computer) dalam mengajar
 - b. Menggunakan games
 - c. Ditambah tes listeningnya
 - d. dikurangi test listeningnya

11. Berapa kali pelajaran listening dilakukan dalam 1 minggu?

- a. Setiap hari
- b. 2 kali seminggu
- c. Seminggu sekali
- d. 3 kali seminggu

12. Kenapa kalian mengambil mata pelajaran listening?

- a. Kewajiban dari sekolah
- b. Pilihan sendiri
- c. Dipilihkan orang tua
- d. Karena tekanan

13. Apakah kalian merasa kesulitan dalam mempelajari dan memahami listening?

- a. Tidak
- b. Iya
- c. kadang-kadang
- d. Sering

14. Apakah kalian pernah mengikuti tes TOEFL misalnya?

- a. Tidak
- b. Pernah
- c. Sering
- d. Tidak sama sekali

15. Bagai manakah suasana kalian jika pelajaran listening sedang berlangsung?

- a. Berisik
- b. Tenang
- c. Gaduh
- c. Ditempat menyenangkan

16. Bagaimana proses belajar listening kalian?

- a. Menyenangkan
- b. Membosankan
- c. Lumayan menyenangkan
- c. Sangat membosankan

Index >>

UNIT 1
Quiz

Show all questions

1 / 3 >>

Who is Lita? [lsa.mp3](#)

A. Lisa's Neighbour

B. Nita's Sister

C. Nesa's Uncle

Index >>

Index >>

UNIT 1
Quiz

Show all questions

<< 2 / 3 >>

Why did she come to Lisa's House?

A. She is joining a choir competition

B. She want to borrow shoes

C. She wear a batik scarf

Index >>

Index >>

UNIT 1
Quiz

Show all questions

<< 3 / 3 >>

What did Lita say when she wanted to borrow Lisa's shoes?

A. Can i borrow your black skirt?

B. Can i borrow your black shoes?

C. Can i borrow your batik scarf?

Index >>

Index =>

UNIT 2
Quiz

Show all questions

1 / 3 =>

What is the relationship between Siska and Tika? [tika.mp3](#)

A. Friend

B. Roommates

C. Sisters

Index =>

Index =>

UNIT 2
Quiz

Show all questions

< 2 / 3 >

What expression that they used in that conversation?

A. Asking and refusing help

B. Asking and offering help

C. Asking and giving opinion

Index =>

Index =>

UNIT 2
Quiz

Show all questions

< 3 / 3

What does tika problem?

A. Tika problem is Mathematic question

B. Tika problem is Physic question

C. Tika problem is natural science question

Index =>

Index

UNIT 3
Quiz

1/3

Show all questions

Who do not accept the invitation? [invitation.mp3](#)

A. ? Sheila

B. ? Afif

C. ? Sima

Index

UNIT 3
Quiz

2/3

Show all questions

What is the topic of that conversation between Sheila and Afif?

A. ? Agreement and disagreement

B. ? Invitation

C. ? Refusing help

Index

UNIT 3
Quiz

3/3

Show all questions

Why aff do not go in the party?

A. ? Because Afif is busy

B. ? Because Afif is doing his homework

C. ? Because Afif want to go to restaurant

index >

UNIT 4
Quiz

1 / 3 >

Show all questions

What is Rath and Liza talking about? [invitation.mp3](#)

A. Office work

B. Homework

C. Holiday



index >

UNIT 4
Quiz

< 2 / 3 >

Show all questions

What expression that they used in the conversation?

A. Agreement and disagreement

B. Invitation

C. Questioning



index >

UNIT 4
Quiz

< 3 / 3 >

Show all questions

Will Liza come to Bali?

A. Yes she is

B. She tell later

C. No she is not



Index =>

UNIT 5
Quiz

Show all questions

<= 2/3 =>

What time they must gather?

A. 8 a.m

B. 9 a.m

C. 9 p.m

Index =>



Index =>

UNIT 5
Quiz

Show all questions

1/3 =>

Who are supposed to gather in the front yard of their school? [invitation.mp3](#)

A. The basketball team

B. The futsal team

C. The volley team

Index =>



Index =>

UNIT 5
Quiz

Show all questions

<= 3/3 =>

What time they going to start to practice?

A. at 10 o'clock

B. at 9 o'clock

C. at 8 o'clock

Index =>



Index =>

UNIT 6
Quiz

Show all questions

1/3 =>

Who wrote the message? [keysa.mp3](#)

A. Nita

B. Keysha

C. Mother

Index =>

Index =>

UNIT 6
Quiz

Show all questions

<= 2/3 =>

Why did the writer go to Keysha's home?

A. borrow a T-shirt

B. borrow a shoes

C. borrow the jacket

Index =>

Index =>

UNIT 6
Quiz

Show all questions

<= 3/3

What is the relationship between Nita and Keysha?

A. Sisters

B. Friends

C. Roommates

Index =>

Index =>

UNIT 7
Quiz

Show all questions

1/3 =>

What are the things that are offered in new library? [perpustakaan.way](#)

- A. Book and DVDs
- B. New book and novels
- C. New DVD and non-fiction books



Index =>

UNIT 7
Quiz

Show all questions

<= 2/3 =>

Why does the text make the announcement?

- A. to resume a new novel
- B. to help the reader know where to find the DVDs
- C. to invite the reader to visit the library



Index =>

UNIT 7
Quiz

<< 3 / 3 Show all questions


Who make the announcement?

A. ? All students

B. ? Teachers

C. ? Taufik

Index =>



Index =>

UNIT 8
Quiz

1 / 5 => Show all questions

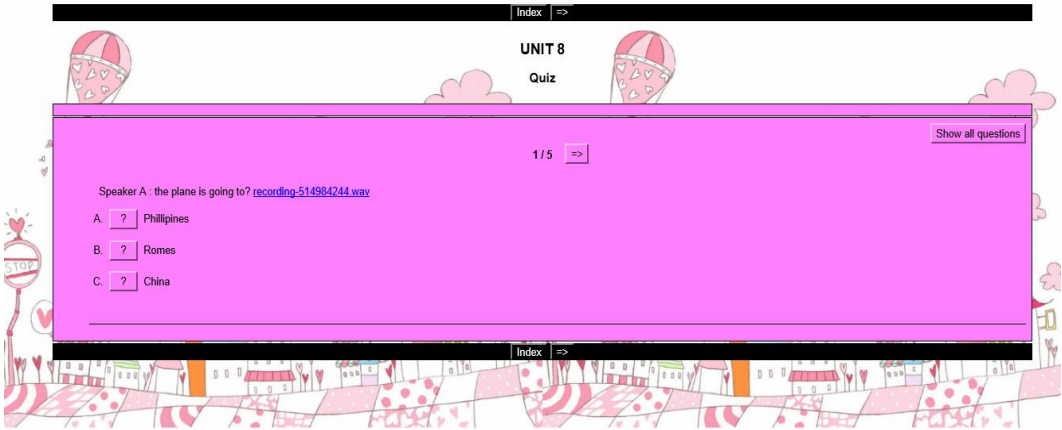
Speaker A : the plane is going to? [recording-514984244.wav](#)

A. ? Philippines

B. ? Romes

C. ? China

Index =>



Index =>

UNIT 8
Quiz

<< 2 / 5 => Show all questions

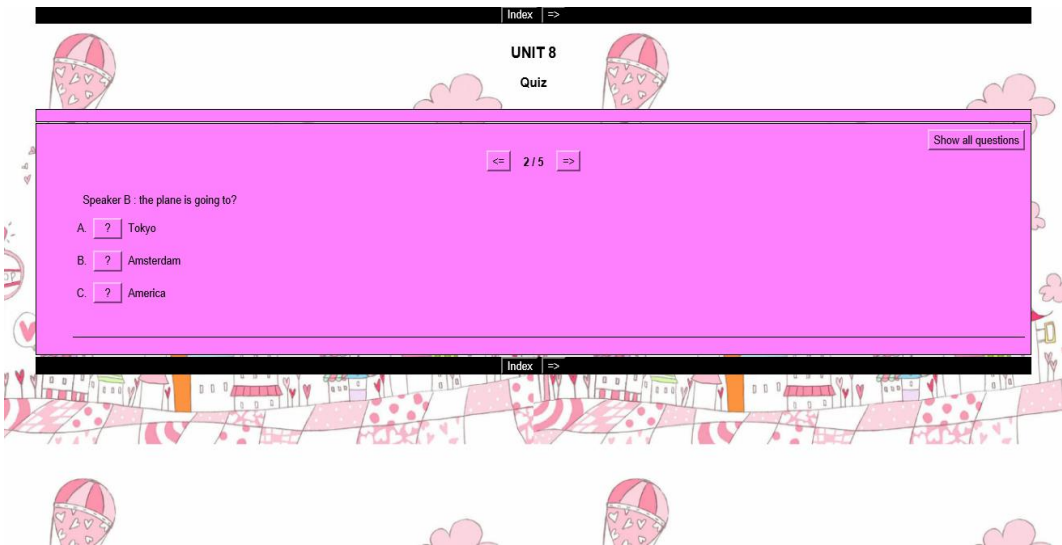
Speaker B : the plane is going to?

A. ? Tokyo

B. ? Amsterdam

C. ? America

Index =>



Index =>

UNIT 8

Quiz

Show all questions

< 3 / 5 >

Speaker C : the plane is going to?

- A. New York
- B. China
- C. Athens

Index =>

UNIT 1 x UNIT 2 x UNIT 3 x UNIT 4 x UNIT 5 x UNIT 6 x UNIT 7 x UNIT 8 x UNIT 9 x + -

file:///G:/DIANA%20HOT%20POTATOES/Excersice9.htm

Index =>

UNIT 9

Quiz

Show all questions

1 / 3 >

When did the clock stopped? [new_year.mp3](#)

- A. at 5.12
- B. at 11.55
- C. at 12.00

Index =>

UNIT 9
Quiz

3 / 3

Show all questions

When did the event happen?

A. in the middle of the year

B. Christmas

C. the end of the year

Index



UNIT 9
Quiz

2 / 3

Show all questions


Based on the text, where was in?

A. at the center of the town

B. at home

C. at beach

Index



UNIT 10
Quiz

1 / 3

Show all questions


How many friends join the vacation? [lamongan.mp3](#)

A. One

B. Two

C. Three

Index



RENCANA PELAKSANA PEMBELAJARAN (RPP)

SMP : Islam Mambaul Ulum Kebomas

Mata Pelajaran : Bahasa Inggris

Kelas/ Semester : VIII/ 2 (Dua)

Standar Kompetensi : Mendengarkan

1. Memahami makna dan percakapan transaksional dan interpersonal sederhana untuk berinteraksi dengan lingkungan sekitar.

Kompetensi Dasar :

1.1 Merespon makna yang terdapat dalam percakapan transaksional (to get thing done) dan interpersonal (bersosialisasi) pendek sederhana secara akurat, lancar dan berterima untuk berinteraksi dengan lingkungan yang terdekat melibatkan tindak tutur meminta, memberi, menolak barang dan meminta memberi, menolak barang dan meminta memberi dan mengingkari informasi meminta dan memberi dan menolak pendapat dan menawarkan/menerima/menolak sesuatu.

Indikator : Siswa dapat Merespon dan mengidentifikasi tujuan ungkapan-ungkapan

- Meminta, memberi, menolak jasa
- Meminta, memberi, menolak barang
- Meminta, memberi, mengingkari informasi
- Meminta, menerima, menolak tawaran

Jenis Teks : Transactioanal/ Interpersonal

Aspek/ Skill : Mendengarkan

Alokasi Waktu : 2 x 40 menit

A. Tujuan Pembelajaran

Pada akhir pembelajaran siswa dapat menemukan:

- a. Merespon dan mengidentifikasi ungkapan meminta, memberi, menolak jasa
- b. Merespon dan mengidentifikasi ungkapan meminta, memberi, menolak barang
- c. Merespon dan mengidentifikasi ungkapan meminta, memberi, mengingkari informasi
- d. Merespon dan mengidentifikasi ungkapan meminta, memberi, menolak pendapat
- e. Merespon dan mengidentifikasi ungkapan meminta, memberi, menolak tawaran

B. Materi Pembelajaran

- a. Percakapan singkat memuat ungkapan berikut:
 - 1) A: Do you mind lending me any money?
B: I want to but
 - 2) A: Can I have a dictionary?
B: Here you are

- 3) A: Here some money to you
B: Sorry.....
- 4) A: Do you like it
B: Yes I do
- 5) A: Do you thing it's good?
B: I think so/ sorry I can't say anything
- 6) A: Would you like some
B: Yes, please/ No, thank

- b. Kosa kata terkait tema/ jenis teks borrow, lend, vasour, bother
c. Tobe: is, am, are
d. Personal Pronouns: I, you, we, they. He, she, it
e. Ungkapan baru:
- What can I do for you?
 - Sure here you are
 - I don't thank so
 - Yes, Please

C. Metode Pembelajaran

- Tes Tertulis
 - Listen to media computer (Hot Potatoes)

D. Langkah-Langkah Pembelajaran

- 1) Kegiatan Pendahuluan
- Salam dan tegur sapa
 - Mengecek kehadiran siswa
 - Tanya jawab kondisi siswa
 - Memotivasi siswa untuk belajar bahasa Inggris dengan sungguh-sungguh
 - Mengarahkan siswa kepada topik bahasan yang akan dipelajari
- 2) Kegiatan Inti
- a. Membahas kata sulit yang digunakan dalam teks
 - b. Mendengarkan kalimat-kalimat yang diucapkan guru
 - c. Menentukan makna dan fungsi kalimat yang didengar
 - d. Menirukan kalimat-kalimat yang diucapkan guru
 - e. Mendengarkan percakapan tentang ungkapan meminta, memberi, menolak jasa dari media computer (CALL)
 - f. Mendengarkan percakapan tentang ungkapan meminta, memberi, menolak barang dari media computer (CALL)

- g. Mendengarkan percakapan tentang ungkapan meminta, memberi, menolak pendapat dari media computer (CALL)
 - h. Mendengarkan percakapan tentang ungkapan meminta, memberi, mengingkari informasi media computer (CALL)
 - i. Menjawab pertanyaan tentang isi percakapan tentang ungkapan meminta, memberi, menolak barang atau jasa dengan memilih salah satu jawaban dari pilihan ganda tersebut
- 3) Kegiatan Penutup
- a. Menanyakan kesulitan siswa selama pembelajaran berlangsung
 - b. Menyimpulkan materi pembelajaran
 - c. Menugaskan siswa untuk menggunakan ungkapan-ungkapan yang dipelajari dalam situasi yang sesungguhnya

E. Media, Alat, dan Sumber Bahan Pelajaran

- a. Teknik : Tes lisan, tes tulis
- b. Bentuk : Pilihan Ganda
- c. Instrumen : Listen to the text and choose the right answer

1. Listen be carefull

Lita is Lisa's neighbour. She go to Lisa's house one morning

Lita : Hi, Lisa, What are you doing?

Lisa : I'm cleaning my room. I do it once a week. What's up Lita?

Lita : Well, Lisa I'm Joining a choir competision next Sunday. We should wear acould lead me your blackskir?

Lisa : Black skert? Let me check it first. Here you are it is bit old. It all right?

Lita : Its all right what about you black shoes can I borrow your black shoes, too?

Lisa : Sure I have twom them for long time. Perhaps they are abit dirly.

Lita : That's okay. I can clean and polish them my self.

Lisa : Anything else?

Lita : Well yes. Actually I also should wear a batik scraf. Do you have one?

Lisa : I'm afraid I don't have one sorry.

Lita : No problem.

Comprehension question

1. Who is Lita?
 - a. **Lisa's neighbour**
 - b. Nita's sister
 - c. Nesa's uncle
2. Why did she come to Lisa's house?
 - a. **She Joining a choir competision**
 - b. She want borrow shoes's
 - c. She wear a batik scraf
3. what did Lita say when she wanted to borrow Lisa's shoes?
 - a. Can I borrow your blackskir?
 - b. **Can I borrow your black shoes?**
 - c. Can I borrow your batik scraf?

2. Listen the dialogue

Siska : Hi Tika. Not Really. I am just checking my phone

Tika : Oh, I see. But I need your help. Siska, would you mind to help me please?

Siska : Sure, Tika. What I need to do?

Tika : I wanna kow how to solve this Mathematic question.

Siska : It's easy Tika. Let me help you.

Tika : Okay, thanks.

- 1) What is the relationship between Siska and Tika?
 - a. **Friend**
 - b. Rommates
 - c. Sisters
- 2) What expression that they used in the conversation?
 - a. **Asking and refusing help**
 - b. Asking and offering help
 - b. Asking and giving opinion

- 3) What does Tika problem?
a. **Tika problem is mathematic question**
b. Tika problem is physics question
c. Tika problem is Natural Sciene question

Catatan Guru :

.....
.....
.....
.....
.....

Gesik, 2017

Mengetahui
Kepala Sekolah

Guru Mata Pelajaran

Dra. Fauziyatul Mufidah

Izza Diana manzil
NIM 10.431.017

RENCANA PELAKSAAN PEMBELAJARAN

(RPP)

SMP : Islam Mambaul Ulum Kebomas

Mata Pelajaran : Bahasa Inggris

Kelas/ Semester : VIII/ 2 (Dua)

Standar Kompetensi : Mendengarkan

1. Memahami makna dan percakapan transaksional dan interpersonal sederhana untuk berinteraksi dengan lingkungan sekitar.

Kompetensi Dasar :

- 1.2 Merespon makna yang terdapat dalam percakapan transaksional (to get thingt done) dan interpersonal (bersosialisasi) pendek sederhana secara akurat, lancar dan berterima untuk berinteraksi dengan lingkungan yang terdekat melibatkan tindak tutur meminta, memberi persetujuan, merespon pernyataan, memberi perhatian terhadap pembicara, mengawali, memperpanjang, dan memperpanjang percakapan, dan mengawali, memperpanjang dan menutup percakapan telepon.

Indikator :

- a. Merespon dan mengidentifikasi ungkapan, meminta, memberi persetujuan
- b. Merespon dan mengidentifikasi ungkapan, memberi perhatian terhadap pembicara
- c. Mengawali, memperpanjang dan menutup percakapan
- d. Merespon dan mengidentifikasi ungkapan, mengawali, memperpanjang dan menutup percakapan telepon.

Jenis Teks : Transactioinal/ Interpersonal

Alokasi Waktu : 2 x 40 menit

1. Tujuan Pembelajaran

Pada akhir pembelajaran siswa dapat:

- a. Merespon ungkapan, meminta, memberi persetujuan
- b. Merespon ungkapan, memberi perhatian terhadap pembicara
- c. Mengawali, memperpanjang dan menutup percakapan
- d. Merespon ungkapan, mengawali, memperpanjang dan menutup percakapan telepon

2. Materi Pembelajaran

- a. Percakapan dalam telepon
- b. How do you open a phone call?
 - Hallo
 - Hallo may I speak to Please
 - Hi ... This is...
 - Hi ... is ... There?
- c. How do you close a phone call?
 - Nice talking to you
 - I really have to go now. Well, talk some other time

- Can I call you back? Something has come up

3. Metode Pembelajaran

- a. Tes Tulis
- b. Listen to media computer (CALL)

4. Langkah-langkah Kegiatan Pembelajaran

- 1) Kegiatan Pendahuluan
 - a. Tanya jawab yang berkaitan dengan telepon
 - b. Siswa menjawab pertanyaan tentang telepon
- 2) Kegiatan Inti
 - a. Mendengarkan percakapan/ dialog teks yang telah diperdengarkan dari media computer (CALL)
 - b. Melakukan dialog secara berpasangan dengan karya masing-masing
 - c. Menentukan ungkapan cara membuka telepon
 - d. Menentukan ungkapan cara menutup telepon
- 3) Kegiatan Penutup
 - a. Menanyakan kesulitan siswa dalam memahami, membuka dan menutup percakapan dalam telepon
 - b. Menugaskan anak untuk berdialog dengan Hp sesama teman

5. Penilaian

- a. Teknik : Tes lisan, Tes tulis
- b. Bentuk : Pilihan Ganda
- c. Instrumen : Pertanyaan of the media computer (Hot Potatoes)

1. Sheila : Heloo, this is Sheila. May I speak to Afif?

Afif : This is Afif speaking

Sheila : Oh, hi Afif. I wonder if you'd like to come to my house right now. We're having a great party

Afif : I don't think I can. I'm doing my homework. My parents won't let me out before I finish my homework.

Sheila: That's alright

Afif : I hope you enjoy your party. Bye

Sheila: Bye.

- 1) Who do not accept invitation?
 - a. **Shela**
 - b. Afif
 - c. Sinta

- 2) What it the topic of that conversation between Shela and Afif?
 - a. **Invitation**
 - b. Agreement and Dissagreement
 - c. Refusing help

- 3) Why Afif do not his homework?
 - a. **Because Afif doing his homework**
 - b. Because Afif is very busy
 - c. Because Afif want to go restaurant

2. Ratih : Hallo, this is Ratih. May I speak to Liza, please?

Liza : Liza is speaking, what's up Ratih?

Ratih : I am calling to tell you that we are going to go to Bali next holiday. Will you job us?

Liza : Really, I would like to let me parents first. I will tell you later

Ratih : All right. I wait for your call.

Liza : Thank for calling Ratih. Bye

Ratih : Bye

1) What Ratih and Liza talking about?

- a. **Holiday**

b. Homework

c. Office work

2) What expression that they used in that conversation?

a. **Agreement and Disagreement**

b. Invitation

c. Questioning

3) Will Liza come to Bali?

a. Yes, She is

b. **She tell later**

c. No, She is not

Catatan Guru :

.....
.....
.....
.....
.....

Gresik, 2017

Mengetahui

Guru Mata Pelajaran

Kepala Sekolah

Dra. Fauziyatul Mufidah

Izza Diana Manzil

NIM 10.431.017

RENCANA PELAKSAAN PEMBELAJARAN

(RPP)

SMP : Islam Mambaul Ulum Kebomas

Mata Pelajaran : Bahasa Inggris

Kelas/ Semester : VIII/ 2 (Dua)

Standar Kompetensi : Mendengarkan

2. Memahami makna dalam teks lisan fungsional pendek sangat sederhana yang berbentuk undangan, pengumuman, dan pesan singkat untuk berinteraksi dengan lingkungan terdekat.

Kompoetensi Dasar :

2.1 Merespon makna yang terdapat dalam teks lisan fungsional pendek sangat sederhana yang berbentuk undangan, pengumuman, dan pesan singkat secara akurat, lancar dan berterima untuk berinteraksi dengan lingkungan terdekat.

Indikator :

- Mengidentifikasi berbagai informasi dalam teks lisan fungsional pendek berbentuk undangan, pengumuman dan pesan singkat.
- Mengidentifikasi tujuan komunikatif teks lisan fungsional pendek.

Alokasi Waktu : 4 x 40 menit

PERTEMUAN:

A. Tujuan Pembelajaran

Pada akhir pembelajaran siswa dapat:

- Mengidentifikasi berbagai informasi dalam teks lisan fungsional pendek berbentuk undangan, pengumuman dan pesan singkat.
- Mengidentifikasi tujuan komunikasi teks lisan fungsional pendek

B. Materi Pembelajaran

- Teks fungsional pendek berupa
 - a. Undangan
 - b. Pengumuman
 - c. Pesan Singkat
- Tujuan isian fungsional pendek:
 - a. Undangan
 - b. Pengumuman
 - c. Pesan Singkat

C. Metode/Teknik:

- Tes tertulis
- Listen to media computer (CALL/Hot Potatoes)

D. Langkah-langkah Kegiatan

1. Kegiatan Awal:

- a. Salam dan tegur sapa
- b. Mengecek kehadiran siswa
- c. Memotivasi siswa untuk belajar bahasa Inggris dengan sungguh-sungguh
- d. Mengarahkan siswa kepada topik bahasan yang akan dipelajari

2. Kegiatan Inti

- a. Tanya jawab tentang berbagai hal yang menggunakan kosakata dan ungkapan yang telah dipelajari
- b. Mengulas berbagai teks fungsional pendek yang sering dijumpai
- c. Memperdengarkan teks fungsional pendek terkait dengan tema/topik tertentu melalui media computer (CALL/Hot Potatoes)
- d. Menjawab berbagai pertanyaan terkait informasi dalam teks fungsional yang didengar melalui media computer (CALL/Hot Potatoes)
- e. Menentukan tujuan komunikatif teks yang didengar

3. Kegiatan Akhir

- a. Siswa bersama guru menyimpulkan tentang:
 - Jenis teks fungsional
 - Tujuan komunikatif teks fungsional
- b. Guru memberikan tugas tentang teks berstruktur

E. Sumber Belajar:

- Kurikulum
- Buku paket
- Buku referensi

F. Penilaian

- Teknik : Tes Lisan
- Bentuk : Pilihan Ganda
- Instrumen : Choose the right responses

1. Listen to Computer and answer the question orally

INVITATION

All of the basketball team are supposed to gather in
The front yard of our school at 9 a.m Please be on time.

We are going to practice at 10 o'clock

The captain of the team

- 1) Who are supposed to gather in the front yard of their school?
 - a. **The basketball team**
 - b. The futsal team
 - c. The volly team

- 2) What time must they gather?
 - a. At 8 a.m
 - b. **At 9 a.m**
 - c. At 9 p.m

- 3) What time are they going to start to practice?
 - a. at 8 o'clock
 - b. at 9 o'clock
 - c. **at 10 o'clock**

2. To listen carefully on the Computer and audio?

Short Message

To Nita,

Hey where are you? This morning am arrive to your house's, to restore the jacket is yesterday I borrowed, you happen to him are not available, so I leave her to your's mother, thank ya his jacket...

Regard,

Keysha

- 1) Who wrote the message?
 - a. Nita
 - b. **Keysha**
 - c. Mother
- 2) Why did the writer go to house's keysha?
 - a. to borrow a T-shirt
 - b. to borrow a Shoes
 - c. **to return the jacket**
- 3) What is the relationship between Nita and Keysha?
 - a. Sisters
 - b. **Friends**
 - c. Rommates

3. Listen Carefully, The text about annoucement!

To : All students and teachers

Come and visit our new library. Lots of new books (Brand new novels and non fiction books) are available. You can also enjoy our newest DVDs collection.

Head of library
Taufik

- 1) What are the things offered in the new library?
 - a. **Book and DVDs.**
 - b. New book and novels
 - c. New DVDs and non-fiction books.
- 2) Why does the text make the announcement?

- a. To resume a new novel
 - b. **To invite the reader to visit the library.**
 - c. To help the reader know where to find the DVDs
- 3) Who make the announcement?
- a. All students
 - b. The teacher
 - c. **Taufik**

4. Listen on the sound of computer

TRAVELLING ABOARD

- A. Good morning. This is an announcement for all passengers travelling on the 9:25 flight TOM1223 to Rome. This flight is delayed by two hours because of bad weather
- B. Would all passengers travelling to Tokyo on flight FR3421 please have your boarding passes and passports ready for boarding at gate 21.
- C. This is the final boarding call for passengers Gemma and Ryan Grey flying to Athens on flight EZ9753. Your flight is ready to leave. Please go to gate 14 immediately. The doors of the plane will close in five minutes. Final boarding call for passengers Gemma and Ryan Grey.
- D. This is an announcement for passengers travelling to Amsterdam on flight K1 1050. Will all passengers with express boarding tickets and passengers travelling with young children please go to gate 6 for boarding. That's all passengers with express boarding tickets and passengers travelling with young children go to gate 6 for boarding. Thank you
- E. Good evening, ladies and gentlemen. We have landed at JFK airport in New York where the local time is 18:30 and the temperature is 76 degrees. We hope you have enjoyed your flight with American Airlines this evening and wish you a very safe journey to your final destination.

1) Speaker A : The plane is going to?

a. Philippines

b. **Rome**

c. Chines

2) Speaker B : The plane is going to?

a. **Tokyo**

b. Amsterdam

c. American

3) Speaker C : The plane is going to?

a. New York

b. Chines

c. **Athens**

4) Speaker D : The plane is going to?

a. Tokyo

b. **Amsterdam**

c. Rome

5) Speaker E : The plane is going to?

a. American

b. **New York**

c. Mexico

Catatan Guru:

.....
.....
.....
.....

Gresik, 2017

Mengetahui
Kepala Sekolah

Guru Mata Pelajaran

Drs. Fauziyatul Mufidah

Izza Diana Manzil
NIM 10.431.017

RENCANA PELAKSAAN PEMBELAJARAN

(RPP)

SMP : Islam Mambaul Ulum Kebomas

Mata Pelajaran : Bahasa Inggris

Kelas/ Semester : VIII/ 2 (Dua)

Standar Kompetensi : Mendengarkan

2. Memahami makna dalam teks lisan fungsional pendek sangat sederhana yang berbentuk narrative dan recount untuk berinteraksi dengan lingkungan terdekat.

Kompetensi Dasar :

2.1 Merespon makna yang terdapat dalam teks lisan fungsional pendek sangat sederhana secara akurat, lancar dan berterima untuk berinteraksi dengan lingkungan sekitar dalam teks berbentuk narrative dan recount.

Indikator :

- Mengidentifikasi berbagai informasi dalam teks monolog recount.
- Mengidentifikasi tujuan komunikatif teks recount pendek sederhana

Alokasi Waktu : 4 x 40 menit

PERTEMUAN

A. Tujuan pembelajaran

Pada akhir pembelajaran siswa dapat:

- Mengidentifikasi berbagai informasi dalam teks monolog recount.
- Mengidentifikasi tujuan komunikatif teks recount pendek sederhana

B. Materi Pembelajaran

- Teks monolog recount
- Tujuan komunikatif teks recount

C. Metode/ Teknik

- Menulis
- Listen to audio computer using hot potatoes

D. Langkah-langkah Kegiatan

1. Kegiatan Awal

- Salam dan tegur sapa
- Mengecek kehadiran siswa
- Memotivasi siswa untuk belajar bahasa Inggris dengan sungguh-sungguh
- Mengarahkan siswa kepada topik bahasan yang akan dipelajari

2. Kegiatan Inti

- Tanya jawab berbagai hal yang terkait dengan tema/ topik jenis teks berbentuk recount

- Memotivasi siswa untuk menceritakan pengalaman pribadinya
- Tanya jawab tentang cerita pengalaman pribadi temannya
- Tanya jawab tentang berbagai hal yang berkaitan dengan pengalaman pribadinya meliputi:
 - Siapa yang memiliki pengalaman pribadi tersebut
 - Kapan pengalaman tersebut terjadi
 - Dimana pengalaman tersebut terjadi
 - Apa sajakah yang dilakukannya
 - Bagaimana kesan pelaku
- Menjawab berbagai pertanyaan terkait informasi dalam teks fungsional yang didengar melalui media computer (CALL/Hot Potatoes)

3. Kegiatan Akhir

- Guru dan siswa menyimpulkan tentang hal-hal yang baru saja dipelajari
- Guru memberikan tugas tak berstruktur

E. Sumber Belajar

- Kurikulum
- Buku paket
- Buku referensi lain

F. Penilaian

- Teknik : Tes Lisan
- Bentuk : Pilihan Ganda
- Instrumen : Using CALL (Hot Potatoes)

Recount text

1. On Saturday night, we went to the Town Hall. It was the last day of the year and large crowd of people had gathered under the Town Hall clock. It would strike twelve in twenty minutes' time. Fifteen minutes passed and then, at five to twelve, the clock stopped. The big minute hand did not move. We waited and waited, but nothing

happened. Suddenly someone shouted, “ It’s two minute past twelve!
The clock has stopped!”

I looked at my watch. It was true, the big clock refused to welcome
the New Year. At that moment, every body began to laugh and sing.

Answer the question!

- 1) When did the clock stopped?
 - a. At 5.12
 - b. At 11.55**
 - b. At 12.00

- 2) Based on the text, where was in the?
 - a. At the center of the Town**
 - b. At home
 - c. At the beach

- 3) When did the event happen?
 - a. In the middle of the year
 - b. The end of the year**
 - c. Christmas celebration

2. Listen of this audio computer

Last holiday, I went to Surabaya with my friend for vocation. We went
there on a night bus.

When we arrived in Lamongan, the bus stopped at a small restaurant for a
rest. I got off the bus to get a cup of ginger tea, and my friend drank some
cold lemonade.

Then I went to the toilet. It look only a few minutes.

When I came out again, the bus was not there. It had gone! My friend was not there to. Feeling shocked and confused, I asked a waiterss about the bus. She said that the bus departed about five minute ago.

I tried to call my friend on my cell-phone, but the battery was running low.

I could not do anything but hope and pray. After several minutes, my wish came true. The bus came back! I got on the bus and walked to my seat.

I was so ashamed when everybody on the bus looked at me. I could feel face turn red.

- 1) How many friend to join the vocation?
 - a. **One**
 - b. Two
 - c. Three
- 2) What does the story tell us?
 - a. My Vocation
 - b. **Vacation to Surabaya**
 - c. Vocation with family
- 3) The bus was not there. *It* had gone! The word *it* in paragraph three refer to?
 - a. The writer
 - b. The waiters
 - c. **The bus**

Catatan Guru:

.....

.....

.....

.....
.....

Gresik, 2017

Mengetahui
Kepala Sekolah

Guru Mata Pelajaran

Drs. Fauziyatul Mufidah

Izza Diana Manzil
NIM 10.431.017

Checklist of Courseware

Nama: Nurul Qishti, S.S (English Teacher of 8th grade)

CATEGORY	4	3	2	1	Score
Attractiveness	Make excellent use of font, color, graphics, effects, etc. to enhance the presentation	Make good use of font, color, graphics, effects. etc. To enhance presentation	Make a use of font, color, graphics, effects, etc. But occasionally these detract from the presentation content	Use of font, color, graphics, effects, etc. But theses often distract from the presentation	

Requirements	All requirements are met and expected	All requirements are met	One requirement was not completely met	More than one requirement was not completely met
Mechanics	No misspelling or grammatical errors	Three or fewer misspelling and/or grammatical errors	Four misspelling and/or grammatical errors	More than 4 errors in spelling or grammar
Content	Covers topic in depth with details and examples. Subject knowledge is excellent	Includes essential knowledge about the topic. Subject knowledge appears to be good	Includes essential information about the topic but there are 1-2 factual errors	Content is minimal OK there are several factual errors
Originality	Product shows a large amount of original thought. Ideas are creative and inventive	Product shows some original thought. Work shows new ideas and insights	Uses other people's (giving them credit), but there is little evidence of original thinking	Uses other people's idea, but does not give them credit

Nurul Qishti, S.S