

Lampiran 1 : Daftar Populasi dan Sampel Perusahaan

Perusahaan yang terdaftar di BEI periode 2017-2018

| NO | KODE | Perusahaan | 2017 | | | | 2018 | | | | Sampel |
|----|------|--|------|---|---|---|------|---|---|---|--------|
| | | | A | B | C | D | A | B | C | D | |
| 1 | AALI | PT Astra Agro Lestari Tbk | √ | √ | √ | √ | √ | √ | √ | √ | √ |
| 2 | ABBA | PT Mahaka Media Tbk | √ | √ | √ | √ | √ | - | √ | √ | - |
| 3 | ABDA | PT Asuransi Bina Dana Arta Tbk | √ | √ | √ | √ | √ | √ | √ | √ | √ |
| 4 | ABMM | PT ABM Investama Tbk | - | √ | √ | √ | - | √ | √ | √ | - |
| 5 | ACST | PT Acset Indonusa Tbk | √ | √ | √ | √ | √ | √ | √ | √ | √ |
| 6 | ADES | PT Akhasa Wira Intrernational Tbk | √ | √ | √ | √ | √ | √ | √ | √ | √ |
| 7 | ADHI | PT Adhi Karya (Persero) Tbk | √ | √ | √ | √ | √ | √ | √ | √ | √ |
| 8 | ADMF | PT Adira Dinamika Multi Finance Tbk | √ | √ | √ | √ | √ | √ | √ | √ | √ |
| 9 | ADMG | PT. Polychem Indonesia Tbk | - | √ | √ | √ | - | - | √ | √ | - |
| 10 | ADRO | PT Adaro Energy Tbk | √ | √ | √ | √ | √ | - | √ | √ | - |
| 11 | AGII | PT Aneka Gas Industri Tbk | √ | √ | √ | √ | √ | √ | √ | √ | √ |
| 12 | AGRO | PT Bank Rakyat Indonesia Agroniaga Tbk | √ | √ | √ | √ | √ | √ | √ | √ | √ |
| 13 | AGRS | PT Bank Agris Tbk | √ | √ | √ | √ | √ | - | √ | √ | - |
| 14 | AHAP | PT Asuransi Harta Aman Pratama Tbk | √ | √ | √ | √ | √ | - | √ | √ | - |
| 15 | AIMS | PT AkbarIndo Makmur Stimec Tbk | √ | √ | √ | √ | √ | - | √ | √ | - |
| 16 | AKKU | PT Anugerah Kagum Karya Utama Tbk | √ | √ | √ | √ | √ | - | √ | √ | - |
| 17 | AKPI | PT Argha Karya Prima Ind. Tbk | √ | √ | √ | √ | √ | √ | √ | √ | √ |
| 18 | AKRA | PT AKR Corporindo Tbk | √ | √ | √ | √ | √ | √ | √ | √ | √ |
| 19 | AKSI | PT Majapahit Inti Corpora Tbk | √ | √ | √ | √ | √ | √ | √ | √ | √ |

| | | | | | | | | | | | | |
|----|------|--|---|---|---|---|---|---|---|---|---|---|
| 20 | ALDO | PT Alkindo Naratama Tbk | √ | √ | √ | √ | √ | √ | √ | √ | √ | √ |
| 21 | ALKA | PT Alakasa Industrindo Tbk | √ | √ | √ | √ | √ | √ | √ | √ | √ | √ |
| 22 | ALMI | PT Alumindo Light Metal Industry Tbk | √ | √ | √ | √ | √ | √ | √ | √ | √ | √ |
| 23 | ALTO | PT Tri Banyan Tirta Tbk | √ | √ | √ | √ | √ | - | √ | √ | - | - |
| 24 | AMAG | PT Asuransi Multi Artha Guna Tbk | √ | √ | √ | √ | √ | √ | - | √ | - | - |
| 25 | AMFG | PT Asahimas Flat Glass Tbk | √ | √ | √ | √ | √ | √ | √ | √ | √ | √ |
| 26 | AMIN | PT Ateliers Mecaniques D Indonesia Tbk | √ | √ | √ | √ | √ | √ | √ | √ | √ | √ |
| 27 | AMRT | PT Sumber Alfaria Trijaya Tbk | √ | √ | √ | √ | √ | √ | √ | √ | √ | √ |
| 28 | ANDI | PT. Andira Agro Tbk | √ | √ | √ | √ | √ | - | √ | √ | - | - |
| 29 | ANJT | PT Austindo Nusantara Jaya Tbk | - | - | √ | √ | - | - | √ | √ | - | - |
| 30 | ANTM | PT Aneka Tambang Tbk | √ | √ | √ | √ | √ | √ | √ | √ | √ | √ |
| 31 | APEX | PT Apexindo Pratama Duta Tbk | √ | √ | √ | √ | √ | - | √ | √ | - | - |
| 32 | APIA | PT Angkasa Pura II (Persero) Tbk | √ | √ | √ | √ | √ | - | √ | √ | - | - |
| 33 | APIC | PT Pacific Strategic Financial Tbk | √ | √ | √ | √ | √ | √ | √ | √ | √ | √ |
| 34 | APLI | PT Asiaplast Industries Tbk | √ | √ | √ | √ | √ | - | √ | √ | - | - |
| 35 | APLN | PT Agung Podomoro Land Tbk | √ | √ | √ | √ | √ | √ | √ | √ | √ | √ |
| 36 | APOL | PT Arpeni Pratama Ocean Line Tbk | - | √ | √ | √ | - | √ | √ | √ | - | - |
| 37 | ARGO | PT Argo Pantes Tbk | - | √ | √ | √ | - | √ | √ | √ | - | - |
| 38 | ARII | PT Atlas Resource Tbk | √ | √ | √ | √ | √ | - | √ | √ | - | - |
| 39 | ARMY | PT Armidian Karyatama Tbk | √ | √ | √ | √ | √ | - | √ | √ | - | - |
| 40 | ARNA | PT Arwana Citramulia Tbk | √ | √ | √ | √ | √ | √ | √ | √ | √ | √ |
| 41 | ARTA | PT Arthavest TBK | √ | √ | √ | √ | √ | √ | - | √ | - | - |
| 42 | ARTI | PT Ratu Prabu Energi Tbk | - | √ | √ | √ | - | √ | √ | √ | - | - |
| 43 | ARTO | PT Bank Artos Indonesia Tbk | √ | √ | √ | √ | √ | - | √ | √ | - | - |

| | | | | | | | | | | | | |
|----|------|---|---|---|---|---|---|---|---|---|---|---|
| 44 | ASBI | PT Asuransi Bintang Tbk | √ | √ | √ | √ | √ | √ | √ | √ | √ | √ |
| 45 | ASDM | PT AsuransiDayin Mitra Tbk | √ | √ | √ | √ | √ | – | √ | √ | – | – |
| 46 | ASGR | PT Astra Graphia Tbk | √ | √ | √ | √ | √ | √ | √ | √ | √ | √ |
| 47 | ASII | PT Astra International Tbk | √ | √ | √ | √ | √ | √ | √ | √ | √ | √ |
| 48 | ASJT | PT Asuransi Jasa Tania Tbk | √ | √ | √ | √ | √ | √ | √ | √ | √ | √ |
| 49 | ASMI | PT Asuransi Kresna Mitra Tbk | √ | √ | √ | √ | √ | √ | – | √ | – | – |
| 50 | ASRI | PT Alam Sutera Realty Tbk | √ | √ | √ | √ | √ | √ | √ | √ | √ | √ |
| 51 | ASSA | PT Adi Sarana Armada Tbk | √ | √ | √ | √ | √ | – | √ | √ | – | – |
| 52 | ATIC | PT Anabatic Technologies Tbk | √ | √ | √ | √ | √ | √ | √ | √ | √ | √ |
| 53 | ATPK | PT Bara Jaya Internasional Tbk | √ | √ | √ | √ | √ | – | √ | √ | – | – |
| 54 | AUTO | PT Astra Otoparts Tbk | √ | √ | √ | √ | √ | √ | √ | √ | √ | √ |
| 55 | BABP | PT Bank MNC International Tbk | √ | – | √ | √ | √ | – | √ | √ | – | – |
| 56 | BACA | PT Bank Capital Indonesia Tbk | √ | √ | √ | √ | √ | √ | √ | √ | √ | √ |
| 57 | BAJA | PT Saranacentral BajatamaTbk | √ | √ | √ | √ | √ | – | √ | √ | – | – |
| 58 | BALI | PT Bali Towerindo Sentra Tbk | √ | √ | √ | √ | √ | √ | √ | √ | √ | √ |
| 59 | BAPA | PT Bekasi Asri Pemula Tbk | √ | √ | √ | √ | √ | – | √ | √ | – | – |
| 60 | BAYU | PT Bayu Buana Tbk | √ | √ | √ | √ | √ | √ | – | √ | – | – |
| 61 | BBHI | PT. Bank Harda Internasional Tbk | √ | √ | √ | √ | √ | – | √ | √ | – | – |
| 62 | BBKE | PT Bank Kesejahteraan Ekonomi Tbk | √ | √ | √ | √ | √ | – | √ | – | – | – |
| 63 | BBKP | PT Bank Bukopin | √ | √ | √ | √ | √ | √ | √ | √ | √ | √ |
| 64 | BBLD | PT Buana Finance | √ | √ | √ | √ | √ | √ | √ | √ | √ | √ |
| 65 | BBMD | PT Bank Mestika Dharma Tbk | √ | √ | √ | √ | √ | √ | – | √ | – | – |
| 66 | BBRM | PT Pelayaran Nasional Bina Buana Raya Tbk | √ | √ | √ | √ | √ | – | √ | √ | – | – |
| 67 | BBTN | PT Bank Tabungan Negara (Persero) Tbk | √ | √ | √ | √ | √ | √ | √ | √ | √ | √ |

| | | | | | | | | | | | |
|----|------|--|---|---|---|---|---|---|---|---|---|
| 68 | BBYB | PT Bank Yudha Bhakti Tbk | √ | √ | √ | √ | √ | – | √ | √ | – |
| 69 | BCAF | PT BCA Finance Tbk | √ | √ | √ | √ | √ | – | √ | – | – |
| 70 | BCAP | PT MNC Kapital Indonesia Tbk | √ | – | √ | √ | √ | √ | √ | √ | – |
| 71 | BCIC | PT Bank Jtrust Indonesia Tbk | √ | √ | √ | √ | √ | – | √ | √ | – |
| 72 | BCIP | PT Bumi Citra Permai Tbk | √ | √ | √ | √ | √ | √ | √ | √ | √ |
| 73 | BDMN | PT Bank Danamon Indonesia Tbk | √ | √ | √ | √ | √ | √ | √ | √ | √ |
| 74 | BEEF | PT Estika Tata Tiara Tbk | √ | √ | √ | √ | √ | √ | √ | √ | √ |
| 75 | BEKS | PT Bank Pembanguna Daerah Banten Tbk | √ | √ | √ | √ | √ | – | √ | √ | – |
| 76 | BELL | PT Trisula Textile Industries Tbk | √ | √ | √ | √ | √ | √ | √ | √ | √ |
| 77 | BEST | PT Bekasi Fajar Industrial Estate Tbk | √ | √ | √ | √ | √ | √ | √ | √ | √ |
| 78 | BEXI | PT Bank Ekspor Indonesia Tbk | √ | √ | √ | – | √ | √ | √ | – | – |
| 79 | BFIN | PT BFI Finance Indonesia Tbk | √ | √ | √ | √ | √ | √ | √ | √ | √ |
| 80 | BGTG | PT Bank Ganesha Tbk | √ | √ | √ | √ | √ | √ | – | √ | – |
| 81 | BHIT | PT MNC Investama Tbk | √ | √ | √ | √ | √ | √ | √ | √ | √ |
| 82 | BIIF | PT Maybank Indonesia Finance Tbk | √ | √ | √ | – | √ | √ | √ | – | – |
| 83 | BIKA | PT Binakarya Jaya Abadi Tbk | √ | √ | √ | √ | √ | – | √ | √ | – |
| 84 | BIMA | PT Primarindo Asia Infrastructure Tbk | √ | √ | √ | √ | √ | √ | √ | √ | √ |
| 85 | BINA | PT Bank Ina Perdana Tbk | √ | √ | √ | √ | √ | √ | – | √ | – |
| 86 | BIPI | PT Astrindo Nusantara Infrastruktur Tbk | √ | √ | √ | √ | √ | – | √ | √ | – |
| 87 | BIPP | PT Bhuwantala Indah Permai Tbk | √ | √ | √ | √ | √ | – | √ | √ | – |
| 88 | BIRD | PT Blue Bird Tbk. | √ | √ | √ | √ | √ | √ | √ | √ | √ |
| 89 | BISI | PT Bisi International Tbk | √ | √ | √ | √ | √ | √ | √ | √ | √ |
| 90 | BJBR | PT Bank Pembangunan Daerah Jawa Barat & Banten | √ | √ | √ | √ | √ | √ | √ | √ | √ |
| 91 | BJTG | PT Bank Pembangunan Daerah Jawa Tengah | √ | √ | √ | √ | √ | – | √ | √ | – |

| | | | | | | | | | | | | |
|-----|------|--|---|---|---|---|---|---|---|---|---|---|
| 92 | BJTM | PT Bank Pembangunan Daerah Jawa Timur | √ | √ | √ | √ | √ | √ | √ | √ | √ | √ |
| 93 | BKDP | PT. Bukit Darmo Property Tbk | √ | √ | √ | √ | √ | – | √ | √ | – | – |
| 94 | BKSL | PT Sentul City Tbk | √ | √ | √ | √ | √ | √ | √ | √ | √ | √ |
| 95 | BKSW | PT Bank QNB Indonesia Tbk | √ | √ | √ | √ | √ | – | √ | √ | – | – |
| 96 | BLAM | PT Bank Lampung Tbk | √ | √ | √ | √ | √ | – | √ | √ | – | – |
| 97 | BLTA | PT Berlian Laju Tanke Tbk | √ | √ | √ | √ | √ | – | √ | √ | – | – |
| 98 | BLTZ | PT Graha Layar prima Tbk | √ | √ | √ | √ | √ | √ | √ | √ | √ | √ |
| 99 | BMAS | PT Bank Maspion Indonesia Tbk | √ | √ | √ | √ | √ | √ | – | √ | – | – |
| 100 | BMLK | PT Bank Pembangunan Daerah Maluku | √ | √ | √ | √ | √ | – | √ | √ | – | – |
| 101 | BMRI | PT Bank Mandiri Persero Tbk | √ | √ | √ | √ | √ | √ | √ | √ | √ | √ |
| 102 | BMSR | PT Bintang Mitra Semestaraya Tbk | √ | √ | √ | √ | √ | – | √ | √ | – | – |
| 103 | BMTP | PT Bank Mandiri TaspenTbk | √ | √ | √ | √ | √ | – | √ | √ | – | – |
| 104 | BMTR | PT Global Mediacom Tbk | √ | √ | √ | √ | √ | √ | √ | √ | √ | √ |
| 105 | BNBA | PT Bank Bumi Arta Tbk | √ | √ | √ | √ | √ | √ | √ | √ | √ | √ |
| 106 | BNBR | PT Bakrie & Brothers Tbk | √ | √ | √ | √ | √ | – | √ | √ | – | – |
| 107 | BNGA | PT Bank Cimb Niaga Tbk | √ | √ | √ | √ | √ | √ | √ | √ | √ | √ |
| 108 | BNII | PT Bank Maybank Indonesia Tbk | √ | √ | √ | √ | √ | √ | √ | √ | √ | √ |
| 109 | BNLI | PT Bank Permata Tbk | √ | √ | √ | √ | √ | √ | √ | √ | √ | √ |
| 110 | BNTT | PT Bank Pembangunan Daerah Nusa Tenggara Timur | √ | √ | √ | – | √ | √ | √ | – | – | – |
| 111 | BOGA | PT Bintang Oto Global Tbk | √ | √ | √ | √ | √ | √ | √ | √ | √ | √ |
| 112 | BOLT | PT Garuda Metalindo Tbk. | √ | √ | √ | √ | √ | √ | √ | √ | √ | √ |
| 113 | BOSS | PT Borneo Olah Sarana Sukses Tbk. | √ | √ | √ | √ | √ | √ | √ | √ | √ | √ |
| 114 | BPFI | PT Batavia Prosperindo Finance Tbk | √ | √ | √ | √ | √ | √ | √ | √ | √ | √ |
| 115 | BPII | PT Batavia Prosperindo Internasional Tbk | √ | √ | √ | √ | √ | √ | √ | √ | √ | √ |

| | | | | | | | | | | | | |
|-----|------|---|---|---|---|---|---|---|---|---|---|---|
| 116 | BPTR | PT Batavia Prosperindo Trans Tbk | √ | √ | √ | √ | √ | √ | √ | √ | √ | √ |
| 117 | BRAM | PT Indo Kordsa Tbk | √ | √ | √ | √ | √ | - | √ | √ | - | - |
| 118 | BRIS | PT Bank Brisyariah Tbk | √ | √ | √ | √ | √ | √ | √ | √ | √ | √ |
| 119 | BRMS | PT Bumi Resources Minerals Tbk | - | √ | √ | √ | - | - | √ | √ | - | - |
| 120 | BRPT | PT Barito Pacific Tbk | - | √ | √ | √ | - | √ | √ | √ | - | - |
| 121 | BSBR | PT Bank Pembangunan Daerah Sumatera Barat | √ | √ | √ | - | √ | √ | √ | - | - | - |
| 122 | BSDE | PT Bumi Seprong Tbk | √ | √ | √ | √ | √ | √ | √ | √ | √ | √ |
| 123 | BSIM | PT. Bank Sinarmas Tbk | √ | √ | - | √ | √ | √ | √ | √ | √ | - |
| 124 | BSLT | PT Bank Pembangunan Daerah Sulawesi Utara Gorontalo | √ | √ | √ | √ | √ | - | √ | √ | - | - |
| 125 | BSMT | PT Bank Pembangunan Daerah Sumatera Utara | √ | √ | √ | - | √ | √ | √ | - | - | - |
| 126 | BSSB | PT Bank Pembangunan Daerah Sulselbar | √ | √ | √ | - | √ | √ | √ | - | - | - |
| 127 | BSSR | PT Baramulti Suksessarana Tbk | - | √ | √ | √ | - | √ | √ | √ | - | - |
| 128 | BSWD | PT Bank Of India Indonesia Tbk | √ | √ | √ | √ | √ | - | √ | √ | - | - |
| 129 | BTEK | PT Bumi Teknokultura Unggul Tbk | - | √ | √ | √ | - | - | √ | √ | - | - |
| 130 | BTEL | PT Bakrie Telecom Tbk | √ | √ | √ | √ | √ | - | √ | √ | - | - |
| 131 | BTON | PT Betonjaya Manunggal Tbk | √ | √ | √ | √ | √ | √ | - | √ | - | - |
| 132 | BTPN | PT Bank Tabungan Pensiunan Nasional Tbk | √ | √ | √ | √ | √ | √ | √ | √ | √ | √ |
| 133 | BTPS | PT Bank Tabungan Pensiunan Nasional Syariah Tbk | √ | √ | √ | √ | √ | √ | - | √ | - | - |
| 134 | BUDI | PT Budi Strach & Sweetener | √ | √ | √ | √ | √ | √ | √ | √ | √ | √ |
| 135 | BUKK | PT Bukaka Teknik utama Tbk | √ | √ | √ | √ | √ | √ | √ | √ | √ | √ |
| 136 | BULL | PT Buana Lintas Lautan Tbk | - | √ | √ | √ | - | √ | √ | √ | - | - |
| 137 | BUMI | PT Bumi Resource Tbk | - | √ | √ | √ | - | √ | √ | √ | - | - |
| 138 | BUVA | PT Bukit Uluwatu Villa Tbk | √ | √ | √ | √ | √ | - | √ | √ | - | - |

| | | | | | | | | | | | |
|-----|------|---|---|---|---|---|---|---|---|---|---|
| 139 | BVIC | PT Bank Victoria | √ | √ | √ | √ | √ | √ | √ | √ | √ |
| 140 | BWPT | PT Eagel High Plantations Tbk | - | √ | √ | √ | - | √ | √ | √ | - |
| 141 | BYAN | PT Bayan Resources Tbk | - | √ | √ | √ | - | √ | √ | √ | - |
| 142 | CAKK | PT Cahayaputra Asa Keramik Tbk. | √ | √ | √ | √ | √ | √ | √ | √ | √ |
| 143 | CAMP | PT Campina Ice Cream Industry Tbk | √ | √ | √ | √ | √ | √ | √ | √ | √ |
| 144 | CANI | PT Capitol Nusantara Indonesia Tbk | - | - | √ | √ | - | - | √ | √ | - |
| 145 | CARS | PT Industri dan Perdagangan Bintraco Dharma Tbk | √ | √ | √ | √ | √ | √ | √ | √ | √ |
| 146 | CASA | PT Capital Financial Indonesia Tbk | √ | √ | √ | √ | √ | - | √ | √ | - |
| 147 | CASS | PT Carding Aero Service Tbk | √ | √ | √ | √ | √ | √ | √ | √ | √ |
| 148 | CEKA | PT Wilmar Cahaya Indonesia Tbk. | √ | √ | √ | √ | √ | √ | √ | √ | √ |
| 149 | CENT | PT Centratama Telekomunikasi Indonesia Tbk | √ | - | √ | √ | √ | √ | √ | √ | - |
| 150 | CFIN | PT Clipan Finance Indonesia Tbk. | √ | √ | √ | √ | √ | √ | √ | √ | √ |
| 151 | CINT | PT Chitose Internasional Tbk | √ | √ | √ | √ | √ | √ | √ | √ | √ |
| 152 | CITA | PT Cita Mineral Investindo Tbk | √ | √ | √ | √ | √ | √ | √ | √ | √ |
| 153 | CITY | PT Natura City Developments Tbk | √ | √ | - | √ | √ | √ | √ | √ | - |
| 154 | CLAY | PT Citra Putra Realty Tbk | √ | - | √ | √ | √ | - | √ | √ | - |
| 155 | CLEO | PT Sariguna Primatirta Tbk | √ | √ | √ | √ | √ | √ | √ | √ | √ |
| 156 | CLPI | PT Colorpak Indonesia Tbk | √ | √ | √ | √ | √ | √ | √ | √ | √ |
| 157 | CMNP | PT Citra Marga Nusaphala Persada Tbk | √ | √ | √ | √ | √ | √ | √ | √ | √ |
| 158 | CMPP | PT Airasia Indonesia Tbk | √ | - | √ | √ | √ | - | √ | √ | - |
| 159 | CNTX | PT Century Textile Indonesia Tbk | - | - | √ | √ | - | - | √ | √ | - |
| 160 | COWL | PT Cowell Development Tbk | √ | - | √ | √ | √ | - | √ | √ | - |
| 161 | CPIN | PT Charoen Pokphand Indonesia Tbk | √ | √ | √ | √ | √ | √ | √ | √ | √ |

| | | | | | | | | | | | |
|-----|------|---|---|---|---|---|---|---|---|---|---|
| 162 | CPRI | PT Capri Nusa Satu Proper Tbk | √ | √ | √ | √ | √ | – | √ | √ | – |
| 163 | CPRO | PT Central Proteina Prima Tbk | √ | – | √ | √ | √ | √ | √ | √ | – |
| 164 | CSAP | PT Catur Sentosa Adiprana Perseroan Tbk | √ | √ | √ | √ | √ | √ | √ | √ | √ |
| 165 | CSIS | PT Cahayasakti Investindo Sukses Tbk | √ | √ | √ | √ | √ | – | √ | √ | – |
| 166 | CSUL | PT Chandra Sakti Utama Leasing Tbk | √ | √ | √ | – | √ | √ | √ | – | – |
| 167 | CTBN | PT Citra Tubindo Tbk | – | – | √ | √ | – | – | √ | √ | – |
| 168 | CTRA | PT Ciputra Development Tbk | √ | √ | √ | √ | √ | √ | √ | √ | √ |
| 169 | CTTH | PT Citatah Tbk | √ | √ | √ | √ | √ | √ | √ | √ | √ |
| 170 | DART | PT Duta Anggada Realty Tbk | √ | √ | √ | √ | √ | √ | √ | √ | √ |
| 171 | DAYA | PT Duta Intidaya Tbk | √ | – | √ | √ | √ | √ | √ | √ | – |
| 172 | DEAL | PT Dewata Freight International Tbk | √ | – | √ | √ | √ | √ | √ | √ | – |
| 173 | DFAM | PT Dafam Property Indonesia Tbk | √ | – | √ | √ | √ | √ | √ | √ | – |
| 174 | DGIK | PT Nusa Konstruksi Enjinereng Tbk | √ | √ | √ | √ | √ | – | √ | √ | – |
| 175 | DIGI | PT Arkadia Digital Media Tbk | √ | √ | √ | √ | √ | √ | √ | √ | √ |
| 176 | DILD | PT Intiland Development Tbk | √ | √ | √ | √ | √ | √ | √ | √ | √ |
| 177 | DIVA | PT Distribusi Voucher Nusantara Tbk | √ | √ | √ | √ | √ | √ | √ | √ | √ |
| 178 | DSNG | PT Dharma Satya Nusantara Tbk | √ | √ | √ | √ | √ | √ | √ | √ | √ |
| 179 | DSSA | PT Dian Swastatika Sentosa Tbk | – | √ | √ | √ | – | √ | √ | √ | – |
| 180 | DUCK | PT Jaya Bersama Indo Tbk | √ | √ | √ | √ | √ | √ | √ | √ | √ |
| 181 | DUTI | PT Duta Pertiwi Tbk | √ | √ | √ | √ | √ | √ | √ | √ | √ |
| 182 | DVLA | PT Darya-Varia Laboratoria Tbk | √ | √ | √ | √ | √ | √ | √ | √ | √ |
| 183 | DWGL | PT Dwi Guna Laksana Tbk | √ | √ | √ | √ | √ | – | √ | √ | – |
| 184 | ECII | PT Electronic City Indonesia Tbk | √ | √ | √ | √ | √ | – | √ | √ | – |
| 185 | EKAD | PT Ekadharna International Tbk | √ | √ | √ | √ | √ | √ | √ | √ | √ |

| | | | | | | | | | | | | |
|-----|------|--------------------------------------|---|---|---|---|---|---|---|---|---|---|
| 186 | ELSA | PT Elnusa Tbk | √ | √ | √ | √ | √ | √ | √ | √ | √ | √ |
| 187 | ELTY | PT Bakrieland Development Tbk | √ | √ | √ | √ | √ | – | √ | √ | – | – |
| 188 | EMDE | PT Megapolitan Developments Tbk | √ | √ | √ | √ | √ | √ | √ | √ | √ | √ |
| 189 | EMTK | PT Elang Mahkota Teknologi Tbk | √ | √ | √ | √ | √ | – | √ | √ | – | – |
| 190 | ENRG | PT Energi Mega Persada Tbk | √ | √ | √ | √ | √ | – | √ | √ | – | – |
| 191 | EPMT | PT Enseval Putra Magatrading Tbk | √ | √ | √ | √ | √ | √ | √ | √ | √ | √ |
| 192 | ESSA | PT Surya Esa Perkasa Tbk | √ | √ | √ | √ | √ | √ | √ | √ | √ | √ |
| 193 | ESTI | PT Ever Shine Tex Tbk | √ | √ | √ | √ | √ | – | √ | √ | – | – |
| 194 | ETWA | PT Eterindo Wahanatama Tbk | √ | √ | √ | √ | √ | – | √ | √ | – | – |
| 195 | EXCL | PT XL Axita Tbk | √ | √ | √ | √ | √ | – | √ | √ | – | – |
| 196 | FAST | PT Fast Food Indonesia Tbk | √ | √ | √ | √ | √ | √ | √ | √ | √ | √ |
| 197 | FASW | PT Fajar Surya Wisesa Tbk | √ | √ | √ | √ | √ | √ | √ | √ | √ | √ |
| 198 | FIFA | PT Federal International Finance Tbk | √ | √ | √ | – | √ | √ | √ | – | – | – |
| 199 | FINN | PT First Indo American Leasing Tbk | √ | √ | √ | √ | √ | √ | √ | √ | √ | √ |
| 200 | FIRE | PT Alfa Energi Investama Tbk | √ | √ | √ | √ | √ | – | √ | √ | – | – |
| 201 | FISH | PT FKS Multi Agro Tbk | √ | √ | √ | √ | √ | √ | √ | √ | √ | √ |
| 202 | FMII | PT Fortune Mate Indonesia Tbk | √ | √ | √ | √ | √ | √ | √ | √ | √ | √ |
| 203 | FOOD | PT Sentra Food Indonesia Tbk | √ | √ | √ | √ | √ | – | √ | √ | – | – |
| 204 | FORU | PT Fortune Indonesia Tbk | √ | √ | √ | √ | √ | – | √ | √ | – | – |
| 205 | FORZ | PT Forza Land Indonesia Tbk | √ | √ | √ | √ | √ | √ | √ | √ | √ | √ |
| 206 | FPNI | PT Lotte Chemical Titan Tbk | – | √ | √ | √ | – | √ | √ | √ | – | – |
| 207 | FREN | PT Smartfren Telecom Tbk | √ | √ | √ | √ | √ | – | √ | √ | – | – |
| 208 | GAMA | PT Gading Development Tbk | √ | √ | √ | √ | √ | √ | √ | √ | √ | √ |
| 209 | GDST | PT Gunawan DianjayaSteel Tbk | √ | √ | √ | √ | √ | – | √ | √ | – | – |

| | | | | | | | | | | | |
|-----|-------|--|---|---|---|---|---|---|---|---|---|
| 210 | GDYR | PT Goodyear Indonesia Tbk | √ | √ | √ | √ | √ | – | √ | √ | – |
| 211 | GEMS | PT Golden Energy Mines Tbk | – | √ | √ | √ | – | √ | √ | √ | – |
| 212 | GGRM | PT Gudang Garam Tbk | √ | √ | √ | √ | √ | √ | √ | √ | √ |
| 213 | GHON | PT Gihon Telekomunikasi Indonesia Tbk | √ | √ | √ | √ | √ | √ | √ | √ | √ |
| 214 | GIAA | PT Garuda Indonesia (Persero) Tbk | – | √ | √ | √ | – | √ | √ | √ | – |
| 215 | GLOB | PT Global Teleshop Tbk | √ | √ | √ | √ | √ | – | √ | √ | – |
| 216 | GMCW | PT Grahamas Citrawisata Tbk | √ | √ | √ | √ | √ | – | √ | √ | – |
| 217 | GMFI | PT Garuda Maintenance Facility Aero Asia Tbk | – | √ | √ | √ | – | √ | √ | √ | – |
| 218 | GMTD | PT Gowa Makassar Tourism Development Tbk | √ | √ | √ | √ | √ | √ | √ | √ | √ |
| 219 | GOLD | PT Visi Telekomunikasi Infrastruktur Tbk | √ | √ | √ | √ | √ | – | √ | √ | – |
| 220 | GOOD | PT Garudafood Putra Putri Jaya Tbk | √ | √ | √ | √ | √ | √ | √ | √ | √ |
| 221 | GPRA | PT Perdana Gapuraprima Tbk | √ | √ | √ | √ | √ | √ | √ | √ | √ |
| 222 | GSMF | PT Equity Development Investment Tbk | √ | √ | √ | √ | √ | √ | √ | √ | √ |
| 223 | GTBO | PT Garda Tujuh Buana Tbk | – | √ | √ | √ | – | √ | √ | √ | – |
| 224 | GWSA | PT Greenwood Sejahtera Tbk | √ | √ | √ | √ | √ | √ | √ | √ | √ |
| 225 | GZCO | PT Gozco Plantations Tbk | √ | √ | √ | √ | √ | – | √ | √ | – |
| 226 | HADE | PT Himalaya Energi Perkasa Tbk | √ | √ | √ | √ | √ | – | √ | √ | – |
| 227 | H DFA | PT Radana Bhaskara Finance Tbk | √ | √ | √ | √ | √ | – | √ | √ | – |
| 228 | HDTX | PT Panasia Indo Resources Tbk | √ | √ | √ | √ | √ | – | √ | √ | – |
| 229 | HEAL | PT Medikaloka Hermina Tbk | √ | √ | √ | √ | √ | √ | √ | √ | √ |
| 230 | HELI | PT Jaya Trishindo Tbk | √ | √ | √ | √ | √ | √ | √ | √ | √ |
| 231 | HERO | PT Hero Supermarket Tbk | √ | √ | √ | √ | √ | – | √ | √ | – |
| 232 | HEXA | PT Hexindo Adiperkasa Tbk | √ | √ | √ | √ | √ | √ | √ | √ | √ |
| 233 | HITS | PT Humpuss Intermoda Transportasi Tbk | √ | √ | √ | √ | √ | – | √ | √ | – |

| | | | | | | | | | | | |
|-----|------|---|---|---|---|---|---|---|---|---|---|
| 234 | HKMU | PT HK Metals Utama Tbk | √ | √ | √ | √ | √ | √ | √ | √ | √ |
| 235 | HMSP | PT Hanjaya Mandala Sampoerna Tbk | √ | √ | √ | √ | √ | √ | √ | √ | √ |
| 236 | HOKI | PT Buyung Poetra Sembada Tbk | √ | √ | √ | √ | √ | √ | √ | √ | √ |
| 237 | HOME | PT Hotel Mandarine Regency Tbk | √ | √ | √ | √ | √ | – | √ | √ | – |
| 238 | HOTL | PT Saraswati Griya Lestari Tbk | √ | √ | √ | √ | √ | – | √ | √ | – |
| 239 | HRME | PT Menteng Heritage Realty Tbk | √ | √ | √ | √ | √ | – | √ | √ | – |
| 240 | HRTA | PT Hartadinata Abadi Tbk | √ | √ | √ | √ | √ | √ | √ | √ | √ |
| 241 | IBST | PT Inti Bangun Sejahtera Tbk | √ | √ | √ | √ | √ | √ | √ | √ | √ |
| 242 | ICBP | PT Indofood CBP Sukses Makmur | √ | √ | √ | √ | √ | √ | √ | √ | √ |
| 243 | ICON | PT Island Concepts Indonesia Tbk | √ | √ | √ | √ | √ | √ | √ | √ | √ |
| 244 | IDPR | PT Indonesia Pondasi Raya Tbk | √ | √ | √ | √ | √ | √ | √ | √ | √ |
| 245 | IGAR | PT Champion Pacific Indonesia Tbk | √ | √ | √ | √ | √ | √ | √ | √ | √ |
| 246 | IIFF | PT Indonesia Infrastructure Finance Tbk | √ | √ | √ | √ | √ | – | √ | √ | – |
| 247 | IIKP | PT Inti Agri Resources Tbk | √ | √ | √ | √ | √ | – | √ | √ | – |
| 248 | IKAI | PT Intikeramik Alamasri Industri Tbk | √ | √ | √ | √ | √ | – | √ | √ | – |
| 249 | IKBI | PT Sumi Indo Kabel Tbk | – | √ | √ | √ | – | √ | √ | √ | – |
| 250 | IMAS | PT Indomobil Sukses Internasional Tbk | √ | √ | √ | √ | √ | – | √ | √ | – |
| 251 | IMJS | PT Indomobil Multi Jasa, Tbk | √ | √ | √ | √ | √ | √ | √ | √ | √ |
| 252 | INAF | PT Indofarma (Persero) Tbk | √ | √ | √ | √ | √ | – | √ | √ | – |
| 253 | INAI | PT Indal Aluminium Industry Tbk | √ | √ | √ | √ | √ | √ | √ | √ | √ |
| 254 | INCF | PT Indo Komoditi Korpora Tbk | √ | √ | √ | √ | √ | √ | √ | √ | √ |
| 255 | INCO | PT Vale Indonesia Tbk | – | √ | √ | √ | – | – | √ | √ | – |
| 256 | INDF | PT Indofood Sukses Makmur Tbk | √ | √ | √ | √ | √ | √ | √ | √ | √ |
| 257 | INDR | PT Indo-Rama Synthetics Tbk | √ | √ | √ | √ | √ | √ | √ | √ | √ |

| | | | | | | | | | | | | |
|-----|------|---|---|---|---|---|---|---|---|---|---|---|
| 258 | INDS | PT Indospring Tbk | √ | √ | √ | √ | √ | √ | √ | √ | √ | √ |
| 259 | INDY | PT Indika Energy Tbk | – | √ | √ | √ | – | √ | √ | √ | √ | – |
| 260 | INKP | PT Indah Kiat Pulp & Paper Tbk | – | √ | √ | √ | – | √ | √ | √ | √ | – |
| 261 | INPP | PT Indonesian Paradise Property Tbk | √ | √ | √ | √ | √ | √ | √ | √ | √ | √ |
| 262 | INPS | PT Indah Prakasa Sentosa Tbk | √ | √ | √ | √ | √ | – | √ | √ | √ | – |
| 263 | INRU | PT Toba Pulp Lestari Tbk | – | √ | √ | √ | – | √ | √ | √ | √ | – |
| 264 | INTA | PT Intraco Penta Tbk | √ | √ | √ | √ | √ | – | √ | √ | √ | – |
| 265 | INTD | PT Inter Delta Tbk | √ | √ | √ | √ | √ | √ | – | √ | √ | – |
| 266 | INTP | PT Indocement Tunggal Prakarsa Tbk. | √ | √ | √ | √ | √ | √ | √ | √ | √ | √ |
| 267 | IPCC | PT Indonesia Kendaraan Terminal Tbk | √ | √ | √ | √ | √ | √ | √ | √ | √ | √ |
| 268 | IPCM | PT Jasa Armada Indonesia Tbk | √ | √ | – | √ | √ | √ | √ | √ | √ | – |
| 269 | IPOL | PT Indopoly Swakarsa Industry Tbk | – | √ | √ | √ | – | √ | √ | √ | √ | – |
| 270 | ISAT | PT Indosat Tbk | √ | √ | √ | √ | √ | – | √ | √ | √ | – |
| 271 | ISSP | PT Steel Pipe Industry of Indonesia Tbk | √ | √ | √ | √ | √ | √ | √ | √ | √ | √ |
| 272 | ITMA | PT Sumber Energi Andalan Tbk | – | √ | √ | √ | – | √ | √ | √ | √ | – |
| 273 | ITMG | PT Indo Tambangraya Megah Tbk | – | √ | √ | √ | – | √ | √ | √ | √ | – |
| 274 | ITTG | PT Leo Investments Tbk | √ | √ | √ | √ | √ | – | √ | √ | √ | – |
| 275 | JAWA | PT J.A. Wattie Tbk | √ | √ | √ | √ | √ | – | √ | √ | √ | – |
| 276 | JECC | PT Jembo Cable Company Tbk | √ | √ | √ | √ | √ | √ | √ | √ | √ | √ |
| 277 | JGLE | PT Graha Andrasentra Propertindo Tbk | √ | √ | √ | √ | √ | – | √ | √ | √ | – |
| 278 | JIHD | PT Jakarta International Hotels & Development Tbk | √ | √ | √ | √ | √ | √ | √ | √ | √ | √ |
| 279 | JKON | PT Jaya Konstruksi Manggala Pratama Tbk | √ | √ | √ | √ | √ | √ | √ | √ | √ | √ |
| 280 | JKSW | PT Jakarta Kyoei Steel WorksTbk | √ | √ | √ | √ | √ | – | √ | √ | √ | – |
| 281 | JLBS | PT Jakarta Lingkar Baratsatu Tbk | √ | √ | √ | – | √ | √ | √ | √ | – | – |

| | | | | | | | | | | | |
|-----|------|--|---|---|---|---|---|---|---|---|---|
| 282 | JMAS | PT Asuransi Jiwa Jasa Mitra Abadi Tbk | √ | √ | √ | √ | √ | – | √ | √ | – |
| 283 | JPFA | PT Japfa Comfeed Indonesia Tbk | √ | √ | √ | √ | √ | √ | √ | √ | √ |
| 284 | JRPT | PT Jaya Real Property Tbk | √ | √ | √ | √ | √ | √ | √ | √ | √ |
| 285 | JSKY | PT Sky Energy Indonesia Tbk | √ | √ | √ | √ | √ | – | √ | √ | – |
| 286 | JSMR | PT Jasa Marga (Persero) Tbk | √ | √ | √ | √ | √ | √ | √ | √ | √ |
| 287 | JSPT | PT Jakarta Setiabudi Internasional Tbk | √ | √ | √ | √ | √ | √ | √ | √ | √ |
| 288 | JTPE | PT Jasuindo Tiga Perkasa Tbk | √ | √ | √ | √ | √ | √ | √ | √ | √ |
| 289 | KAEF | PT Kimia Farma (Persero) Tbk | √ | √ | √ | √ | √ | √ | √ | √ | √ |
| 290 | KAI | PT Kereta Api Indonesia (persero) Tbk | √ | √ | √ | – | √ | √ | √ | – | – |
| 291 | KBLI | PT KMI Wire and Cable Tbk | √ | √ | √ | √ | √ | √ | √ | √ | √ |
| 292 | KBLM | PT Kabelindo Murni Tbk | √ | √ | √ | √ | √ | √ | √ | √ | √ |
| 293 | KBLV | PT First Media Tbk | √ | – | √ | √ | √ | – | √ | √ | – |
| 294 | KBRI | PT Kertas Basuki Rachmat Indonesia Tbk | √ | – | √ | √ | √ | – | √ | √ | – |
| 295 | KOBX | PT Kobexindo Tractors Tbk | – | √ | √ | √ | – | √ | √ | √ | – |
| 296 | KOIN | PT Kokoh Inti Arebama Tbk | √ | – | √ | √ | √ | – | √ | √ | – |
| 297 | KONI | PT Perdana Bangun Pusaka Tbk | √ | – | √ | √ | √ | – | √ | √ | – |
| 298 | KOPI | PT Mitra Energi Persada Tbk | √ | √ | √ | √ | √ | – | √ | √ | – |
| 299 | KPAL | PT Steadfast Marine Tbk | √ | √ | √ | √ | √ | √ | √ | √ | √ |
| 300 | KPIG | PT MNC Land Tbk | √ | √ | √ | √ | √ | √ | √ | √ | √ |
| 301 | KRAH | PT Grand Kartech Tbk | √ | – | √ | √ | √ | – | √ | √ | – |
| 302 | KRAS | PT Krakatau Steel (Persero) Tbk | – | √ | √ | √ | – | – | √ | √ | – |
| 303 | KREN | PT Kresna Graha Investama Tbk | √ | √ | √ | √ | √ | √ | √ | √ | √ |
| 304 | LAND | PT Trimitra Propertindo Tbk | √ | √ | √ | √ | √ | √ | √ | √ | √ |
| 305 | LAPD | PT Leyand International Tbk | √ | – | √ | √ | √ | – | √ | √ | – |

| | | | | | | | | | | | |
|-----|------|---|---|---|---|---|---|---|---|---|---|
| 306 | LCGP | PT Eureka Prima Jakarta Tbk | √ | - | √ | √ | √ | - | √ | √ | - |
| 307 | LCKM | PT LCK Global Kedaton Tbk | √ | √ | √ | √ | √ | √ | √ | √ | √ |
| 308 | LEAD | PT Logindo Samudramakmur Tbk | - | - | √ | √ | - | - | √ | √ | - |
| 309 | LINK | PT LINK NET Tbk | √ | √ | √ | √ | √ | √ | √ | √ | √ |
| 310 | LION | PT Lion Metal Works Tbk | √ | √ | - | √ | √ | √ | - | √ | - |
| 311 | LMAS | PT Limas Indonesia Makmur Tbk | √ | √ | √ | √ | √ | - | √ | √ | - |
| 312 | LMPI | PT Langgeng Makmur Industri Tbk | √ | - | √ | √ | √ | - | √ | √ | - |
| 313 | LMSH | PT Lionmesh Prima Tbk | √ | √ | √ | √ | √ | √ | √ | √ | √ |
| 314 | LPCK | PT Lippo Cikarang Tbk | √ | √ | √ | √ | √ | √ | √ | √ | √ |
| 315 | LPGI | PT Lippo General Insurance Tbk | √ | √ | √ | √ | √ | √ | √ | √ | √ |
| 316 | LPIN | PT Multi Prima Sejahtera Tbk | √ | √ | √ | √ | √ | √ | √ | √ | √ |
| 317 | LPKR | PT Lippo Karawaci Tbk | √ | √ | √ | √ | √ | √ | √ | √ | √ |
| 318 | LPLI | PT Star Pacific Tbk | √ | - | √ | √ | √ | - | √ | √ | - |
| 319 | LPPF | PT Matahari Department Store Tbk | √ | √ | √ | √ | √ | √ | √ | √ | √ |
| 320 | LPPI | PT Lontar Papyrus Pulp & Paper Industry Tbk | - | √ | √ | √ | - | √ | √ | √ | - |
| 321 | LPPS | PT Lippo Securities Tbk | √ | - | √ | √ | √ | √ | √ | √ | - |
| 322 | LRNA | PT Eka Sari Lorena Transport Tbk | √ | - | √ | √ | √ | - | √ | √ | - |
| 323 | LSIP | PT PP London Sumatra Indonesia Tbk | √ | √ | √ | √ | √ | √ | √ | √ | √ |
| 324 | LTLS | PT Lautan Luas Tbk | √ | √ | √ | √ | √ | √ | √ | √ | √ |
| 325 | LUCK | PT Sentral Mitra Informatika Tbk | √ | √ | √ | √ | √ | √ | √ | √ | √ |
| 326 | MABA | PT Marga Abhinaya Abadi Tbk | √ | - | √ | √ | √ | - | √ | √ | - |
| 327 | MAGP | PT Multi Agro Gemilang Plantation Tbk | √ | - | √ | √ | √ | - | √ | √ | - |
| 328 | MAIN | PT Malindo Feedmill Tbk | √ | √ | √ | √ | √ | √ | √ | √ | √ |
| 329 | MAPA | PT Map Aktif Adiperkasa Tbk | √ | √ | √ | √ | √ | - | √ | √ | - |

| | | | | | | | | | | | | |
|-----|------|---|---|---|---|---|---|---|---|---|---|---|
| 340 | MAPB | PT MAP Boga Adiperkasa Tbk | √ | √ | √ | √ | √ | √ | √ | √ | √ | √ |
| 341 | MAPI | PT Mitra Adiperkasa Tbk | √ | √ | √ | √ | √ | √ | √ | √ | √ | √ |
| 342 | MARI | PT Mahaka Radio Integra Tbk | √ | √ | √ | √ | √ | √ | √ | √ | √ | √ |
| 343 | MARK | PT Mark Dynamics Indonesia Tbk | √ | √ | √ | √ | √ | √ | √ | √ | √ | √ |
| 344 | MASA | PT Multistrada Arah Sarana Tbk | - | - | √ | √ | - | - | √ | √ | - | - |
| 345 | MBAP | PT Mitrabara Adiperdana Tbk | - | √ | √ | √ | - | √ | √ | √ | √ | - |
| 346 | MBSS | PT Mitrahahtera Segera Sejati Tbk | - | - | √ | √ | - | - | √ | √ | √ | - |
| 347 | MBTO | PT Martina Berto Tbk | √ | - | √ | √ | √ | - | √ | √ | √ | - |
| 348 | MCAS | PT M Cash Integrasi Tbk | √ | √ | √ | √ | √ | √ | √ | √ | √ | √ |
| 349 | MCOR | PT Bank China Construction Bank Indonesia Tbk | √ | √ | - | √ | √ | √ | - | √ | √ | - |
| 350 | MDIA | PT Intermedia Capital Tbk | √ | √ | √ | √ | √ | - | √ | √ | √ | - |
| 351 | MDKA | PT Merdeka Copper Gold Tbk | - | √ | √ | √ | - | √ | √ | √ | √ | - |
| 352 | MDKI | PT Emdeki Utama Tbk | √ | √ | √ | √ | √ | √ | √ | √ | √ | √ |
| 353 | MDLN | PT Modernland Realty Tbk | √ | √ | √ | √ | √ | √ | √ | √ | √ | √ |
| 354 | MDRN | PT Modern Internasional Tbk | √ | - | √ | √ | √ | - | √ | √ | √ | - |
| 355 | MEDC | PT Medco Energi Internasional Tbk | - | √ | √ | √ | - | - | √ | √ | √ | - |
| 356 | MEDP | PT Medco Power Indonesia Tbk | √ | √ | √ | - | √ | √ | √ | √ | √ | - |
| 357 | MEGA | PT Bnak Mega Tbk | √ | √ | √ | √ | √ | √ | √ | √ | √ | √ |
| 358 | META | PT Nusantara Infrastructure Tbk | √ | √ | √ | √ | √ | √ | √ | √ | √ | √ |
| 359 | MFIN | PT Mandala Multifinance Tbk | √ | √ | √ | √ | √ | √ | √ | √ | √ | √ |
| 360 | MFIN | PT Multifiling Mitra Indonesia Tbk | √ | √ | √ | √ | √ | √ | √ | √ | √ | √ |
| 361 | MGNA | PT Magna Investama Mandiri Tbk | √ | - | √ | √ | √ | - | √ | √ | √ | - |
| 362 | MGRO | PT Mahkota Group Tbk | √ | √ | √ | √ | √ | √ | √ | √ | √ | √ |
| 363 | MICE | PT Multi Indocitra Tbk | √ | √ | √ | √ | √ | √ | √ | √ | √ | √ |

| | | | | | | | | | | | | |
|-----|------|--------------------------------------|---|---|---|---|---|---|---|---|---|---|
| 364 | MIDI | PT Midi Utama Indonesia Tbk | √ | √ | √ | √ | √ | √ | √ | √ | √ | √ |
| 365 | MIKA | PT Mitra Keluarga Karyasehat Tbk | √ | √ | √ | √ | √ | √ | √ | √ | √ | √ |
| 366 | MINA | PT Sanurhasta Mitra Tbk | √ | √ | √ | √ | √ | √ | √ | √ | √ | √ |
| 367 | MIRA | PT Mitra International Resources Tbk | √ | – | √ | √ | √ | √ | √ | √ | √ | – |
| 368 | MITI | PT Mitra Investindo Tbk | √ | – | √ | √ | √ | √ | √ | √ | √ | – |
| 369 | MKNT | PT Mitra Komunikasi Nusantara Tbk | √ | √ | √ | √ | √ | – | √ | √ | √ | – |
| 370 | MKPI | PT Metropolitan Kentjana Tbk | √ | √ | √ | √ | √ | √ | √ | √ | √ | √ |
| 371 | MLBI | PT Multi Bintang Indonesia Tbk | √ | √ | √ | √ | √ | √ | √ | √ | √ | √ |
| 372 | MLIA | PT Mulia Industrindo Tb | √ | √ | √ | √ | √ | √ | √ | √ | √ | √ |
| 373 | MLJK | PT MargaLingkar Jakarta Tbk | – | √ | √ | √ | – | √ | √ | √ | √ | – |
| 374 | MLPL | PT Multipolar Tbk | √ | – | √ | √ | √ | – | √ | √ | √ | – |
| 375 | MLPT | PT Multipolar Technology Tbk | √ | √ | √ | √ | √ | √ | √ | √ | √ | √ |
| 376 | MMLP | PT Mega Manunggal Property Tbk | √ | √ | √ | √ | √ | √ | √ | √ | √ | √ |
| 377 | MNCN | PT Media Nusantara Citra Tbk | √ | √ | √ | √ | √ | √ | √ | √ | √ | √ |
| 378 | MOLI | PT Madusari Murni Indah Tbk | √ | √ | √ | √ | √ | √ | √ | √ | √ | √ |
| 379 | MORA | PT Mora Telematika Indonesia Tbk | √ | √ | √ | √ | √ | √ | √ | √ | √ | √ |
| 380 | MPMX | PT Mitra Pinasthika Mustika Tbk | √ | √ | √ | √ | √ | √ | √ | √ | √ | √ |
| 381 | MPOW | PT Megapower Makmur Tbk | √ | √ | √ | √ | √ | √ | √ | √ | √ | √ |
| 382 | MPPA | PT Matahari Putra Prima Tbk | √ | – | √ | √ | √ | – | √ | √ | √ | – |
| 383 | MPRO | PT Propertindo Mulia Investama Tbk | √ | – | √ | √ | √ | – | √ | √ | √ | – |
| 384 | MRAT | PT Mustika Ratu Tbk | √ | – | √ | √ | √ | – | √ | √ | √ | – |
| 385 | MREI | PT Maskapai Reasuransi Indonesia Tbk | √ | √ | √ | √ | √ | √ | √ | √ | √ | √ |
| 386 | MSIN | PT MNC Studios International Tbk | √ | √ | √ | √ | √ | √ | √ | √ | √ | √ |
| 387 | MTDL | PT Metrodata Electronics Tbk | √ | √ | √ | √ | √ | √ | √ | √ | √ | √ |

| | | | | | | | | | | | |
|-----|------|---|---|---|---|---|---|---|---|---|---|
| 388 | MTFN | PT Capitalinc Investment Tbk | √ | √ | √ | √ | √ | √ | – | √ | – |
| 389 | MTLA | PT Metropolitan Land Tbk | √ | √ | √ | √ | √ | √ | √ | √ | √ |
| 390 | MTPS | PT Meta Epsi Tbk | √ | √ | √ | √ | √ | √ | √ | √ | √ |
| 391 | MTRA | PT Mitra Pemuda Tbk | √ | √ | √ | √ | √ | – | √ | √ | – |
| 392 | MTSM | PT Metro Realty Tbk | √ | – | √ | √ | √ | – | √ | √ | – |
| 393 | MTWI | PT Malacca Trust Wuwungan Insurance Tbk | √ | – | √ | √ | √ | – | √ | √ | – |
| 394 | MYOH | PT Samindo Resources Tbk | – | √ | √ | √ | – | √ | √ | √ | – |
| 395 | MYRX | PT Hanson International Tbk | √ | – | √ | √ | √ | √ | √ | √ | – |
| 396 | MYTX | PT Asia Pacific Investama Tbk | √ | – | √ | √ | √ | – | √ | √ | – |
| 397 | NAGA | PT Bank Mitraniaga Tbk | √ | √ | – | √ | √ | √ | – | √ | – |
| 398 | NASA | PT Ayana Land International Tbk | √ | – | √ | √ | √ | √ | √ | √ | – |
| 399 | NATO | PT Nusantara Properti Internasional Tbk | √ | √ | √ | √ | √ | √ | √ | √ | √ |
| 400 | NELY | PT Pelayaran Nelly Dwi Putri Tbk | √ | √ | √ | √ | √ | √ | √ | √ | √ |
| 401 | NFCX | PT NFC Indonesia Tbk | √ | √ | √ | √ | √ | √ | √ | √ | √ |
| 402 | NICK | PT Charnic Capital Tbk | √ | √ | √ | √ | √ | √ | √ | √ | √ |
| 403 | NIKL | PT Charnic Capital Tbk | – | – | √ | √ | – | √ | √ | √ | – |
| 404 | NIRO | PT City Retail Developments Tbk | √ | – | √ | √ | √ | √ | √ | √ | – |
| 405 | NISP | PT Bank OCBC NISP Tbk | √ | √ | √ | √ | √ | √ | √ | √ | √ |
| 406 | NOBU | PT Bank Nationalnobu Tbk | √ | √ | – | √ | √ | √ | – | √ | – |
| 407 | NRCA | PT. Nusa Raya Cipta Tbk | √ | √ | √ | √ | √ | √ | √ | √ | √ |
| 408 | NUSA | PT Sinergi Megah Internusa Tbk | √ | – | √ | √ | √ | – | √ | √ | – |
| 409 | OASA | PT Protech Mitra Perkasa Tbk | √ | – | √ | √ | √ | – | √ | √ | – |
| 410 | OCAP | PT Onix Capital Tbk | √ | – | √ | √ | √ | – | √ | √ | – |
| 411 | OKAS | PT Ancora Indonesia Resources Tbk | – | √ | √ | √ | – | – | √ | √ | – |

| | | | | | | | | | | | | |
|-----|------|---|---|---|---|---|---|---|---|---|---|---|
| 412 | OMRE | PT Indonesia Prima Property Tbk | √ | – | √ | √ | √ | √ | √ | √ | √ | – |
| 413 | OTMA | PT OTO Multiartha Tbk | √ | √ | √ | – | √ | √ | √ | – | – | – |
| 414 | PADI | PT Minna Padi Investama Sekuritas Tbk | √ | √ | √ | √ | √ | √ | – | √ | – | – |
| 415 | PALM | PT Provident Agro Tbk | √ | √ | √ | √ | √ | – | √ | √ | – | – |
| 416 | PANI | PT Pratama Abadi Nusa Industri, Tbk | √ | √ | √ | √ | √ | √ | √ | √ | √ | √ |
| 417 | PANS | PT Panin Sekuritas Tbk | √ | √ | √ | √ | √ | √ | √ | √ | √ | √ |
| 418 | PBID | PT Panca Budi Idaman Tbk | √ | √ | √ | √ | √ | √ | √ | √ | √ | √ |
| 419 | PBRX | PT Pan Brothers Tbk | – | √ | √ | √ | – | √ | √ | √ | – | – |
| 420 | PBSA | PT Paramita Bangun Sarana Tbk | √ | √ | √ | √ | √ | √ | √ | √ | √ | √ |
| 421 | PCAR | PT Prima Cakrawala Abadi Tbk | √ | √ | √ | √ | √ | – | √ | √ | – | – |
| 422 | PDES | PT Destinasi Tirta Nusantara Tbk | √ | √ | √ | √ | √ | √ | √ | √ | √ | √ |
| 423 | PEGE | PT Panca Global Kapital Tbk | √ | √ | √ | √ | √ | √ | √ | √ | √ | √ |
| 424 | PEHA | PT Phapros Tbk. | √ | √ | √ | √ | √ | √ | √ | √ | √ | √ |
| 425 | PGAS | PT Perusahaan Gas Negara Tbk | – | √ | √ | √ | – | √ | √ | √ | – | – |
| 426 | PGLI | PT Pembangunan Graha Lestari Indah Tbk | √ | √ | √ | √ | √ | √ | √ | √ | √ | √ |
| 427 | PICO | PT Pelangi Indah Canindo Tbk | √ | √ | √ | √ | √ | √ | √ | √ | √ | √ |
| 428 | PIGN | PT Pelabuhan Indonesia I (PERSERO) Tbk | √ | √ | √ | – | √ | √ | √ | – | – | – |
| 429 | PIKI | PT Pelabuhan Indonesia IV (PERSERO) Tbk | √ | √ | √ | – | √ | √ | √ | – | – | – |
| 430 | PJAA | PT Pembangunan Jaya Ancol TBbk | √ | √ | √ | √ | √ | √ | √ | √ | √ | √ |
| 431 | PKPK | PT Perdana Karya Perkasa Tbk | √ | – | √ | √ | √ | – | √ | √ | – | – |
| 432 | PLAS | PT Polaris Investama Tbk | √ | – | √ | √ | √ | √ | √ | √ | – | – |
| 433 | PLIN | PT Plaza Indonesia Realty Tbk | √ | √ | √ | √ | √ | √ | √ | √ | √ | √ |
| 434 | PNBN | PT Bank Pan Indonesia Tbk | √ | √ | √ | √ | √ | √ | √ | √ | √ | √ |
| 435 | PNBS | PT Bank Panin Dubai Syariah Tbk | √ | – | √ | √ | √ | √ | √ | √ | – | – |

| | | | | | | | | | | | | |
|-----|------|---|---|---|---|---|---|---|---|---|---|---|
| 436 | PNIN | PT Panin Invest Tbk | √ | √ | √ | √ | √ | √ | √ | √ | √ | √ |
| 437 | PNLF | PT Panin Financial Tbk. | √ | √ | √ | √ | √ | √ | √ | √ | √ | √ |
| 438 | PNMP | PT Permodalan Nasional Madani (Persero) | √ | √ | √ | – | √ | √ | √ | – | – | – |
| 439 | PNSE | PT Pudjiaji And Sons Tbk | √ | √ | √ | √ | √ | – | √ | √ | – | – |
| 440 | POLA | PT Pool Advista Finance Tbk | √ | √ | √ | √ | √ | √ | √ | √ | √ | √ |
| 441 | POLI | PT Pollux Investasi Internasional Tbk | √ | √ | √ | √ | √ | √ | √ | √ | √ | √ |
| 442 | POLL | PT Pollux Properti Indonesia Tbk | √ | √ | √ | √ | √ | √ | √ | √ | √ | √ |
| 443 | POLY | PT Asia Pacific Fibers Tbk | – | – | √ | √ | – | √ | √ | √ | – | – |
| 444 | POOL | PT Pool Advista Indonesia Tbk | √ | √ | √ | √ | √ | – | √ | √ | – | – |
| 445 | PORT | PT Nusantara Pelabuhan Handal Tbk | √ | √ | √ | √ | √ | – | √ | √ | – | – |
| 446 | POWR | PT Cikarang Listrindo Tbk | – | √ | √ | √ | – | √ | √ | √ | – | – |
| 447 | PPGD | PT Pegadaian (Persero) Tbk | √ | √ | √ | – | √ | √ | √ | – | – | – |
| 448 | PPLN | PT Perusahaan Listrik Negara (Persero) | √ | √ | √ | – | √ | √ | √ | – | – | – |
| 449 | PPRE | PT PP Presisi Tbk | √ | √ | √ | √ | √ | √ | √ | √ | √ | √ |
| 450 | PPRO | PT PP Properti Tbk | √ | √ | √ | √ | √ | √ | √ | √ | √ | √ |
| 451 | PRAS | PT Prima Alloy Steel Universal Tbk | √ | – | √ | √ | √ | √ | √ | √ | – | – |
| 452 | PRTL | PT Profesional Telekomunikasi Indonesia Tbk | √ | √ | √ | – | √ | √ | √ | – | – | – |
| 453 | PSAB | PT J Resources Asia Pasifik Tbk | – | √ | √ | √ | – | √ | √ | √ | – | – |
| 454 | PSDN | PT Prasadha Aneka Niaga Tbk | √ | √ | √ | √ | √ | – | √ | √ | – | – |
| 455 | PSKT | PT Red Planet Indonesia Tbk | √ | – | √ | √ | √ | – | √ | √ | – | – |
| 456 | PSSI | Pt Pelita samudera shipping tbk | – | √ | √ | √ | – | √ | √ | √ | – | – |
| 457 | PTBA | PT Bukit Asam Tbk | √ | √ | √ | √ | √ | √ | √ | √ | √ | √ |
| 458 | PTHK | PT Hutama Karya (Persero) | √ | √ | √ | – | √ | √ | √ | – | – | – |
| 459 | PTIS | PT Indo Straits Tbk | – | – | √ | √ | – | √ | √ | √ | – | – |

| | | | | | | | | | | | | |
|-----|------|--|---|---|---|---|---|---|---|---|---|---|
| 460 | PTPP | PT PP (Persero) Tbk | √ | √ | √ | √ | √ | √ | √ | √ | √ | √ |
| 461 | PTRO | PT Petrosea Tbk | – | √ | √ | √ | – | √ | √ | √ | – | – |
| 462 | PTSN | PT SAT Nusapersada Tbk | – | √ | √ | √ | – | √ | √ | √ | – | – |
| 463 | PTSP | PT Pioneerindo Gourmet International Tbk | √ | √ | √ | √ | √ | √ | √ | √ | √ | √ |
| 464 | PUDP | PT Pudjiadi Prestige Tbk | √ | √ | √ | √ | √ | √ | √ | √ | √ | √ |
| 465 | PWON | PT Pakuwon Jati Tbk, | √ | √ | √ | √ | √ | √ | √ | √ | √ | √ |
| 466 | PYFA | PT PyridamFarma Tbk | √ | √ | √ | √ | √ | √ | √ | √ | √ | √ |
| 467 | PZZA | PT Sarimelati Kencana Tbk | √ | √ | √ | √ | √ | √ | √ | √ | √ | √ |
| 468 | RAJA | PT Rukun Raharja Tbk | – | √ | √ | √ | – | √ | √ | √ | – | – |
| 469 | RALS | PT Ramayana Lestari Sentosa Tbk | √ | √ | √ | √ | √ | √ | √ | √ | √ | √ |
| 470 | RANC | PT Supra Boga Lestari Tbk | √ | √ | √ | √ | √ | √ | √ | √ | √ | √ |
| 471 | RBMS | PT Ristia Bintang Mahkotasejati Tbk | √ | √ | √ | √ | √ | √ | √ | √ | √ | √ |
| 472 | RDTX | PT Roda Vivatex Tbk | √ | √ | √ | √ | √ | √ | √ | √ | √ | √ |
| 473 | RELI | PT Reliance Sekuritas Indonesia Tbk | √ | – | √ | √ | √ | – | √ | √ | – | – |
| 474 | RICY | PT Ricky Putra Globalindo Tbk | √ | √ | √ | √ | √ | √ | √ | √ | √ | √ |
| 475 | RIGS | PT Rig Tenders Indonesia Tbk | – | – | √ | √ | – | – | √ | √ | – | – |
| 476 | RIMO | PT Rimo International Lestari Tbk | √ | √ | √ | √ | √ | √ | √ | √ | √ | √ |
| 477 | RISE | PT Jaya Sukses Makmur Sentosa Tbk | √ | √ | √ | √ | √ | √ | √ | √ | √ | √ |
| 478 | RMBA | PT Bentoel Internasional Investama Tbk | √ | – | √ | √ | √ | – | √ | √ | – | – |
| 479 | RODA | PT Pikko Land Development Tbk | √ | √ | √ | √ | √ | √ | √ | √ | √ | √ |
| 480 | ROTI | PT Nippon Indosari Corpindo Tbk | √ | √ | √ | √ | √ | √ | √ | √ | √ | √ |
| 481 | RUIS | PT Radiant Utama Interinsco Tbk | √ | √ | √ | √ | √ | √ | √ | √ | √ | √ |
| 482 | SAFE | PT Steady Safe Tbk | √ | – | √ | √ | √ | – | √ | √ | – | – |
| 483 | SANF | PT Surya Artha Nusantara Finance Tbk | √ | √ | √ | – | √ | √ | √ | – | – | – |

| | | | | | | | | | | | |
|-----|------|--|---|---|---|---|---|---|---|---|---|
| 484 | SATU | PT Kota Satu Properti Tbk | √ | √ | √ | √ | √ | - | √ | √ | - |
| 485 | SCBD | PT Danayasa Arthatama Tbk | √ | √ | √ | - | √ | √ | √ | - | - |
| 486 | SCCO | PT Supreme Cable Manufacturing & Commerce Tbk | √ | √ | √ | √ | √ | √ | √ | √ | √ |
| 487 | SCMA | PT Surya Citra Media Tbk | √ | √ | √ | √ | √ | √ | √ | √ | √ |
| 488 | SDPC | PT Millennium Pharmacon International Tbk | √ | √ | √ | √ | √ | √ | √ | √ | √ |
| 489 | SDRA | PT Bank Woori Saudara Indonesia 1906 Tbk | √ | √ | √ | √ | √ | √ | √ | √ | √ |
| 490 | SGRO | PT Sampoerna Agro Tbk | √ | √ | √ | √ | √ | √ | √ | √ | √ |
| 491 | SHID | PT Hotel Sahid Jaya International Tbk | √ | √ | √ | √ | √ | √ | √ | √ | √ |
| 492 | SHIP | PT Sillomaritime Perdana Tbk | - | √ | √ | √ | - | √ | √ | √ | - |
| 493 | SIDO | PT Industri Jamu dan Farmasi Sido Muncul Tbk | √ | √ | √ | √ | √ | √ | √ | √ | √ |
| 494 | SILO | PT Siloam International Hospitals Tbk | √ | √ | √ | √ | √ | √ | √ | √ | √ |
| 495 | SIMA | PT Siwani Makmur Tbk | √ | √ | √ | √ | √ | - | √ | √ | - |
| 496 | SIMP | PT Salim Ivomaspratama Tbk | √ | √ | √ | √ | √ | - | √ | √ | - |
| 497 | SIPD | PT Sierad Produce Tbk | √ | - | √ | √ | √ | √ | √ | √ | - |
| 498 | SKBM | PT Sekar Bumi Tbk | √ | √ | √ | √ | √ | √ | √ | √ | √ |
| 499 | SKLT | PT Sekar Laut Tbk | √ | √ | √ | √ | √ | - | √ | √ | - |
| 500 | SKRN | PT Superkrane Mitra Utama Tbk | √ | √ | √ | √ | √ | √ | √ | √ | √ |
| 501 | SKYB | PT Skybee Tbk | √ | - | √ | √ | √ | - | √ | √ | - |
| 502 | SMAR | PT Sinar Mas Agro Resources and Technology Tbk | √ | √ | √ | √ | √ | √ | √ | √ | √ |
| 503 | SMBR | PT Semen Baturaja (Persero) Tbk | √ | √ | √ | √ | √ | √ | √ | √ | √ |
| 504 | SMCB | PT Solusi Bangun Indonesia Tbk | √ | - | √ | √ | √ | - | √ | √ | - |
| 505 | SMDM | PT Suryamas Dutamakmur Tbk | √ | √ | √ | √ | √ | √ | √ | √ | √ |
| 506 | SMDR | PT Samudera Indonesia Tbk | √ | √ | √ | √ | √ | - | √ | √ | - |
| 507 | SMFP | PT Sarana Multigriya Finansial (PERSERO) | √ | √ | √ | - | √ | √ | √ | - | - |

| | | | | | | | | | | | | |
|-----|------|---|---|---|---|---|---|---|---|---|---|---|
| 508 | SMGR | PT Semen Indonesia (Persero) Tbk | √ | √ | √ | √ | √ | √ | √ | √ | √ | √ |
| 509 | SMII | PT Sarana Multi Infrastruktur (Persero) | √ | √ | √ | – | √ | √ | √ | – | – | – |
| 510 | SMMA | PT Sinar Mas Multiartha Tbk | √ | √ | √ | √ | √ | √ | √ | √ | √ | √ |
| 511 | SMMF | PT Sinar Mas Multifinance Tbk | √ | √ | √ | – | √ | √ | √ | – | – | – |
| 512 | SMMT | PT Golden Eagle Energy Tbk | √ | √ | √ | √ | √ | √ | √ | √ | √ | √ |
| 513 | SMRA | PT Summarecon Agung Tbk | √ | √ | √ | √ | √ | √ | √ | √ | √ | √ |
| 514 | SMRU | PT SMR Utama Tbk | √ | √ | √ | √ | √ | – | √ | √ | – | – |
| 515 | SMSM | PT Selamat Sempurna Tbk | √ | √ | √ | √ | √ | √ | √ | √ | √ | √ |
| 516 | SOCI | PT Soechi Lines Tbk | – | √ | √ | √ | – | √ | √ | √ | – | – |
| 517 | SONA | PT Sona Topas Tourism Industry Tbk | √ | √ | √ | √ | √ | √ | √ | √ | √ | √ |
| 518 | SOSS | PT Shield On Service Tbk | √ | √ | √ | √ | √ | √ | √ | √ | √ | √ |
| 519 | SOTS | PT Satria mega kencana Tbk | √ | – | √ | √ | √ | – | √ | √ | – | – |
| 520 | SPMA | PT Suparma Tbk | √ | √ | √ | √ | √ | √ | √ | √ | √ | √ |
| 521 | SPTO | PT Surya Pertiwi Tbk | √ | √ | √ | √ | √ | √ | √ | √ | √ | √ |
| 522 | SQMI | PT Renuka Coalindo Tbk | √ | – | √ | √ | √ | – | √ | √ | – | – |
| 523 | SRAJ | PT Sejahteraraya Anugrahjaya Tbk | √ | – | √ | √ | √ | – | √ | √ | – | – |
| 524 | SRIL | PT Sri Rejeki Isman Tbk | – | √ | √ | √ | – | √ | √ | √ | – | – |
| 525 | SRSN | PT Indo Acidatama Tbk | √ | √ | √ | √ | √ | √ | √ | √ | √ | √ |
| 526 | SRTG | PT Saratoga Investama Sedaya Tbk | √ | √ | √ | √ | √ | – | √ | √ | – | – |
| 527 | SSIA | PT Surya Semesta Internusa Tbk | √ | √ | √ | √ | √ | √ | √ | √ | √ | √ |
| 528 | SSMS | PT Sawit Sumbermas Sarana Tbk | √ | √ | √ | √ | √ | √ | √ | √ | √ | √ |
| 529 | SSTM | PT Sunson Textile Manufacturer Tbk | √ | – | √ | √ | √ | √ | √ | √ | – | – |
| 530 | STAR | PT Star Petrochem Tbk | √ | √ | √ | √ | √ | √ | – | √ | – | – |
| 531 | STTP | PT Siantar Top Tbk | √ | √ | √ | √ | √ | √ | √ | √ | √ | √ |

| | | | | | | | | | | | |
|-----|------|--|---|---|---|---|---|---|---|---|---|
| 532 | SULI | PT SLJ Global Tbk | - | √ | √ | √ | - | √ | √ | √ | - |
| 533 | SUPR | PT Solusi Tunas Pratama Tbk | √ | √ | √ | √ | √ | - | √ | √ | - |
| 534 | SURE | PT Super Energy Tbk | √ | - | √ | √ | √ | - | √ | √ | - |
| 535 | SWAT | PT Sriwahana Adityakarta Tbk | √ | √ | √ | √ | √ | √ | √ | √ | √ |
| 536 | TAFS | PT Toyota Astra Financial Service Tbk | √ | √ | √ | √ | √ | - | √ | √ | - |
| 537 | TALF | PT Tunas Alfin Tbk | √ | √ | √ | √ | √ | √ | √ | √ | √ |
| 538 | TAMU | PT Pelayaran Tamarin Samudra Tbk | - | - | √ | √ | - | - | √ | √ | - |
| 539 | TARA | PT Sitara Propertindo Tbk | √ | √ | √ | √ | √ | √ | √ | √ | √ |
| 540 | TAXI | PT Express Transindo Utama Tbk | √ | - | √ | √ | √ | - | √ | √ | - |
| 541 | TBIG | PT Tower Bersama Infrastructure Tbk | √ | √ | √ | √ | √ | √ | √ | √ | √ |
| 542 | TBLA | PT Tunas Baru Lampung Tbk | √ | √ | √ | √ | √ | - | √ | √ | - |
| 543 | TBMS | PT Tembaga Mulia Semanan Tbk | - | √ | √ | √ | - | √ | √ | √ | - |
| 544 | TCID | PT Mandom Indonesia Tbk | √ | √ | √ | √ | √ | √ | √ | √ | √ |
| 545 | TCPI | PT Transcoal Pacific Tbk | √ | √ | √ | √ | √ | √ | √ | √ | √ |
| 546 | TDPM | PT Tridomain Performance Materials Tbk | - | √ | √ | √ | - | √ | √ | √ | - |
| 547 | TELE | PT Tiphone Mobile Indonesia Tbk | √ | √ | √ | √ | √ | √ | √ | √ | √ |
| 548 | TFCO | PT Tifico Fiber Indonesia Tbk | - | √ | √ | √ | - | - | √ | √ | - |
| 549 | TGKA | PT Tigaraksa Satria Tbk | √ | √ | √ | √ | √ | √ | √ | √ | √ |
| 550 | TGRA | PT Terregra Asia Energy Tbk | √ | √ | √ | √ | √ | - | √ | √ | - |
| 551 | TIFA | PT Tifa Finance Tbk | √ | √ | √ | √ | √ | √ | √ | √ | √ |
| 552 | TINS | PT Timah (Persero) Tbk | √ | √ | √ | √ | √ | √ | √ | √ | √ |
| 553 | TIRA | PT Tira Austenite Tbk | √ | - | √ | √ | √ | - | √ | √ | - |
| 554 | TIRT | PT Tirta Mahakam Resources Tbk | √ | √ | √ | √ | √ | - | √ | √ | - |
| 555 | TKIM | PT Pabrik Kertas Tjiwi Kimia Tbk | - | √ | √ | √ | - | √ | √ | √ | - |

| | | | | | | | | | | | | |
|-----|------|--|---|---|---|---|---|---|---|---|---|---|
| 556 | TLKM | PT Telekomunikasi Indonesia (Persero) Tbk | √ | √ | √ | √ | √ | √ | √ | √ | √ | √ |
| 557 | TMAS | PT Temas Tbk | √ | √ | √ | √ | √ | √ | √ | √ | √ | √ |
| 558 | TNCA | PT Trimuda Nuansa Citra Tbk | √ | √ | √ | √ | √ | √ | √ | √ | √ | √ |
| 559 | TOBA | PT Toba Bara Sejahtera Tbk | – | √ | √ | √ | – | √ | √ | √ | – | – |
| 560 | TOPS | PT Totalindo Eka Persada Tbk | √ | √ | √ | √ | √ | √ | √ | √ | √ | √ |
| 561 | TOTO | PT Surya Toto Indonesia Tbk | √ | √ | √ | √ | √ | √ | √ | √ | √ | √ |
| 562 | TPIA | PT Chandra Asri Petrochemical Tbk | – | √ | √ | √ | – | √ | √ | √ | – | – |
| 563 | TPMA | PT Trans Power Marine Tbk | – | √ | √ | √ | – | √ | √ | √ | – | – |
| 564 | TRAC | PT Serasi Autoraya Tbk | √ | √ | √ | – | √ | √ | √ | – | – | – |
| 565 | TRAM | PT Trada Maritime Tbk | √ | √ | √ | √ | √ | √ | √ | √ | √ | √ |
| 566 | TRIL | PT Triwira Insanlestari Tbk | √ | – | √ | √ | √ | – | √ | √ | – | – |
| 567 | TRIM | PT Trimegah Sekuritas Indonesia Tbk | √ | √ | √ | √ | √ | √ | √ | √ | √ | √ |
| 568 | TRIO | PT Trikonsel Oke Tbk | √ | – | √ | √ | √ | – | √ | √ | – | – |
| 569 | TRIS | PT Trisula International Tbk | √ | √ | √ | √ | √ | √ | √ | √ | √ | √ |
| 570 | TRST | PT Trias Sentosa Tbk | √ | √ | √ | √ | √ | √ | √ | √ | √ | √ |
| 571 | TRUK | PT Gun Timur Raya Tbk | √ | √ | √ | √ | √ | √ | √ | √ | √ | √ |
| 572 | TRUS | PT Trust Finance Indonesia Tbk | √ | √ | √ | √ | √ | √ | √ | √ | √ | √ |
| 573 | TSPC | PT Tempo Scan Pacific Tbk | √ | √ | √ | √ | √ | √ | √ | √ | √ | √ |
| 574 | TUFI | PT Mandiri Tunas Finance | √ | √ | √ | – | √ | √ | √ | – | – | – |
| 575 | TUGU | PT Asuransi Tugu Pratama Indonesia Tbk | – | √ | √ | √ | – | √ | √ | √ | – | – |
| 576 | TURI | PT Tunas Ridean Tbk | √ | √ | √ | √ | √ | √ | √ | √ | √ | √ |
| 577 | ULTJ | PT Ultrajaya Milk Industry & Trading Company Tbk | √ | √ | √ | √ | √ | √ | √ | √ | √ | √ |
| 578 | UNIC | PT Unggul Indah Cahaya Tbk | – | √ | √ | √ | – | √ | √ | √ | – | – |
| 579 | UNIT | PT Nusantara Inti Corpora Tbk | √ | √ | – | √ | √ | √ | – | √ | – | – |

| | | | | | | | | | | | |
|-----|------|---|---|---|---|---|---|---|---|---|---|
| 580 | UNTR | PT United Tractors Tbk | √ | √ | √ | √ | √ | √ | √ | √ | √ |
| 581 | UNVR | PT Unilever Indonesia Tbk | √ | √ | √ | √ | √ | √ | √ | √ | √ |
| 582 | URBN | PT Urban Jakarta Propertindo Tbk | √ | √ | √ | √ | √ | √ | √ | √ | √ |
| 583 | VICO | PT Victoria Investama Tbk | √ | √ | √ | √ | √ | √ | √ | √ | √ |
| 584 | VINS | PT Victoria Insurence Tbk | √ | √ | √ | √ | √ | √ | √ | √ | √ |
| 585 | VIVA | PT Visi Media Asia Tbk | √ | √ | √ | √ | √ | - | √ | √ | - |
| 586 | VOKS | PT Voksel Electric Tbk | √ | √ | √ | √ | √ | √ | √ | √ | √ |
| 587 | VRNA | PT Verena Multi Finance Tbk | √ | √ | √ | √ | √ | - | √ | √ | - |
| 588 | WAPO | PT Wahana Pronatural Tbk | √ | √ | - | √ | √ | √ | - | √ | - |
| 589 | WEHA | PT WEHA Transportasi Indonesia Tbk | √ | √ | √ | √ | √ | √ | √ | √ | √ |
| 590 | WICO | PT Wicaksana Overseas International Tbk | √ | √ | √ | √ | √ | - | √ | √ | - |
| 591 | WIIM | PT Wismilak Inti Makmur Tbk | √ | √ | √ | √ | √ | √ | √ | √ | √ |
| 592 | WIKA | PT Wijaya Karya (PERSERO) Tbk | √ | √ | √ | √ | √ | √ | √ | √ | √ |
| 593 | YULE | PT Yulie Sekutitas Indonesia Tbk | √ | - | √ | √ | √ | √ | √ | √ | - |
| 594 | ZBRA | PT Zebra Nusantara Tbk | √ | √ | √ | √ | √ | - | √ | √ | - |
| 595 | ZINC | PT Kapuas Prima Coal Tbk | √ | √ | √ | √ | √ | √ | √ | √ | √ |
| 596 | ZONA | PT Mega Perintis Tbk | √ | √ | √ | √ | √ | √ | √ | √ | √ |

Keterangan :

- A Perusahaan yang menyajikan laporan keuangan dalam bentuk rupiah
- B Perusahaan tidak mengalami kerugian
- C Perusahaan memiliki data arus kas selama periode penelitian 2017 - 2018
- D Perusahaan yang memiliki data harga saham selama periode penelitian 2017 - 2018

Lampiran 2

Sampel Perusahaan

| No. | Kode Perusahaan | Nama Perusahaan | Keterangan |
|-----|-----------------|--|------------------------|
| 1 | AALI | PT Astra Agro Lestari Tbk | Perkebunan |
| 2 | ABDA | PT Asuransi Bina Dana Arta Tbk | Asuransi |
| 3 | ACES | PT Ace Hardware Indonesia Tbk | Perdagangan |
| 4 | ACST | PT Acset Indonusa Tbk | Konstruksi Bangunan |
| 5 | ADES | PT Akhasa Wira Intrernational Tbk | Konstruksi Bangunan |
| 6 | ADHI | PT Adhi Karya (Persero) Tbk | Konstruksi Bangunan |
| 7 | ADMF | PT Adira Dinamika Multi Finance Tbk | Lembaga Keuangan |
| 8 | AGII | PT Aneka Gas Industri Tbk | Kimia |
| 9 | AGRO | PT Bank Rakyat Indonesia Agroniaga Tbk | Bank |
| 10 | AKPI | PT Argha Karya Prima Ind. Tbk | Plastik dan Kemasan |
| 11 | AKRA | PT AKR Corporindo Tbk | Grosir |
| 12 | AKSI | PT Majapahit Inti Corpora Tbk | Transportasi |
| 13 | ALDO | PT Alkindo Naratama Tbk | Pulp dan Kertas |
| 14 | ALKA | PT Alakasa Industrindo Tbk | Logam dan Sejenisnya |
| 15 | ALMI | PT Alumindo Light Metal Industry Tbk | Logam dan Sejenisnya |
| 16 | AMFG | PT Asahimas Flat Glass Tbk | Peralatan Rumah Tangga |
| 17 | AMIN | PT Ateliers Mecaniques D Indonesia Tbk | Mesin dan Alat Berat |
| 18 | AMRT | PT Sumber Alfaria Trijaya Tbk | Perdagangan |
| 19 | ANTM | PT Aneka Tambang Tbk | Pertambangan |
| 20 | APIC | PT Pacific Strategic Financial Tbk | Keuangan |
| 21 | APLN | PT Agung Podomoro Land Tbk | Properti |
| 22 | ARNA | PT Arwana Citramulia Tbk | Peralatan Rumah Tangga |
| 23 | ASBI | PT Asuransi Bintang Tbk | Asuransi |
| 24 | ASGR | PT Astra Graphia Tbk | Elektronik |
| 25 | ASII | PT Astra International Tbk | Otomotif dan Komponen |
| 26 | ASJT | PT Asuransi Jasa Tania Tbk | Asuransi |
| 27 | ASRI | PT Alam Sutera Realty Tbk | Properti |
| 28 | ATIC | PT Anabatic Technologies Tbk | Jasa Komputer |
| 29 | AUTO | PT Astra Otoparts Tbk | Otomotif dan Komponen |
| 30 | BACA | PT Bank Capital Indonesia Tbk | Bank |
| 31 | BALI | PT Bali Towerindo Sentra Tbk | Kontarktor |
| 32 | BBKP | PT Bank Bukopin | Bank |

| | | | |
|----|------|--|---|
| 33 | BBLD | PT Buana Finance | Institusi Keuangan |
| 34 | BBTN | PT Bank Tabungan Negara (Persero) Tbk | Bank |
| 35 | BCIP | PT Bumi Citra Permai Tbk | Properti |
| 36 | BDMN | PT Bank Danamon Indonesia Tbk | Bank |
| 37 | BEEF | PT Estika Tata Tiara Tbk | Peternakan |
| 38 | BELL | PT Trisula Textile Industries Tbk | Tekstil dan Garment |
| 39 | BEST | PT Bekasi Fajar Industrial Estate Tbk | Properti |
| 40 | BFIN | PT BFI Finance Indonesia Tbk | Penyedia Layanan keuangan |
| 41 | BHIT | PT. MNC Investama Tbk | Perusahaan yang bergerak dalam bidang Investasi |
| 42 | BIMA | PT Primarindo Asia Infrastructure Tbk | Industri Footwear |
| 43 | BIRD | PT Blue Bird Tbk. | Jasa |
| 44 | BISI | PT Bisi International Tbk | Perdagangan sektor Agricultur |
| 45 | BJBR | PT Bank Pembangunan Daerah Jawa Barat dan Banten | Perbankan |
| 46 | BJTM | PT Bank Pembangunan Daerah Jawa Timur | Perbankan |
| 47 | BKSL | PT Sentul City Tbk | Konstruksi |
| 48 | BLTZ | PT Graha Layar prima Tbk | Produksi Perfilman dan makanan |
| 49 | BMRI | PT Bank Mandiri Persero Tbk | Perbankan |
| 50 | BMTR | PT Global Mediacom Tbk | Investasi |
| 51 | BNBA | PT Bank Bumi Arta Tbk | Perbankan |
| 52 | BNGA | PT Bank Cimb Niaga Tbk | Perbankan |
| 53 | BNII | PT Bank Maybank Indonesia Tbk | Perbankan |
| 54 | BNLI | PT Bank Permata Tbk | Perbankan |
| 55 | BOGA | PT Bintang Oto Global Tbk | Umum/General |
| 56 | BOLT | PT Garuda Metalindo Tbk. | Umum/General |
| 57 | BOSS | PT Borneo Olah Sarana Sukses Tbk. | Umum/General |
| 58 | BPFI | PT Batavia Prosperindo Finance Tbk | Lembaga Keuangan |
| 59 | BPII | PT Batavia Prosperindo Internasional Tbk | Jasa konsultasi bisnis dan manajemen |
| 60 | BPTR | PT Batavia Prosperindo Trans Tbk | Jasa Transportasi |
| 61 | BRIS | PT Bank Brisyariah Tbk | Perbankan |
| 62 | BSDE | PT Bumi Seprong Tbk | Pengembangan Real Estate |
| 63 | BTPN | PT Bank Tabungan Pensiunan Nasional Tbk | Perbankan |
| 64 | BUDI | PT Budi Strach & Sweetener | Industri Bahan Kimia dan Makanan |
| 65 | BUKK | PT Bukaka Teknik utama Tbk | Konstruksi |

| | | | |
|----|------|---|--|
| 66 | BVIC | PT Bank Victoria | Perbankan |
| 67 | CAKK | PT Cahayaputra Asa Keramik Tbk. | Perdagangan dan Industri Keramik |
| 68 | CAMP | PT Campina Ice Cream Industry Tbk | Industri Makanan dan Minuman dalam Kemasan |
| 69 | CARS | PT Industri dan Perdagangan Bintraco Dharma Tbk | Bidang Jasa pembiayaan Otomotif |
| 70 | CASS | PT Carding Aero Service Tbk | jasa penunjang transportasi udara, |
| 71 | CEKA | PT Wilmar Cahaya Indonesia Tbk. | Industri |
| 72 | CFIN | PT Clipan Finance Indonesia Tbk. | Pembiayaan Investasi |
| 73 | CINT | PT Chitose Internasional Tbk | Bidang perdagangan dan industri furniture |
| 74 | CITA | PT Cita Mineral Investindo Tbk | Pertambangan Bauksit |
| 75 | CLEO | PT Sariguna Primatirta Tbk | Industri Makanan dan Minuman dalam Kemasan |
| 76 | CLPI | PT Colorpak Indonesia Tbk | Manufaktur |
| 77 | CMNP | PT Citra Marga Nusaphala Persada Tbk | Konstruksi |
| 78 | CPIN | PT Charoen Pokphand Indonesia Tbk | pakan ternak, peternakan dan pengolahan makanan. |
| 79 | CSAP | PT Catur Sentosa Adiprana (“Perseroan”) | perdagangan barang hasil produksi. |
| 80 | CTRA | PT Ciputra Development Tbk | pembangunan, perdagangan, jasa dan industri |
| 81 | CTTH | PT Citatah Tbk | Penambangan |
| 82 | DART | PT Duta Anggada Realty Tbk | pembangunan real estat |
| 83 | DIGI | PT Arkadia Digital Media Tbk | Bidang Jasa Portal Web |
| 84 | DILD | PT Intiland Development Tbk | Pengembangan, perdagangan dan jasa realestat dan properti. |
| 85 | DIVA | PT Distribusi Voucher Nusantara Tbk | Perdagangan Komersial |
| 86 | DSNG | PT. Dharma Satya Nusantara Tbk | Bidang industri kayu, agri industri, dan industri perkebunan |
| 87 | DUCK | PT. Jaya Bersama Indo Tbk | perdagangan, industri dan jasa makanan dan minuman |
| 88 | DUTI | PT Duta Pertiwi Tbk | Real Estate Property |
| 89 | DVLA | PT. Darya-Varia Laboratoria Tbk | Manufaktur produk farmasi dan kosmetik |
| 90 | EKAD | PT. Ekadharma International Tbk | Industrial dan perdagangan umum |
| 91 | ELSA | PT. Elnusa Tbk | Jasa perminyakan dan Gas |

| | | | |
|-----|------|--|---|
| 92 | EMDE | PT. Megapolitan Developments Tb | Real Estate |
| 93 | EPMT | PT Enseval Putra Magatrading Tbk | Perdagangan |
| 94 | ESSA | PT. Surya Esa Perkasa Tbk | Manufaktur, perdagangan, ekspor, impor, |
| 95 | FAST | PT. Fast Food Indonesia Tbk | makanan dan restoran |
| 96 | FASW | PT. Fajar Surya Wisesa Tbk | Manufaktur |
| 97 | FINN | PT. First Indo American Leasing Tbk | Jasa Keuangan |
| 98 | FISH | PT. FKS Multi Agro Tbk | Manufaktur, Jasa, dan perdagangan |
| 99 | FMII | PT. Fortune Mate Indonesia Tbk | Real Estate dan Kontruksi |
| 100 | FORZ | PT. Forza Land Indonesia Tbk | Real Estate Property |
| 101 | GAMA | PT. Gading Development Tbk | Konstruksi |
| 102 | GGRM | PT. Gudang Garam Tbk | Industri Rokok |
| 103 | GHON | PT. Gihon Telekomunikasi Indonesia Tbk | Konstruksi |
| 104 | GMTD | PT Gowa Makassar Tourism Development Tbk | Real Estate Property |
| 105 | GOOD | PT. Garudafood Putra Putri Jaya Tbk | Industri |
| 106 | GPRA | PT Perdana Gapuraprima Tbk | Real Estate Property |
| 107 | GSMF | PT Equity Development Investment Tbk | Keuangan |
| 108 | GWSA | PT. Greenwood Sejahtera Tbk | Real Estate |
| 109 | HEAL | PT Medikaloka Hermina Tbk | layanan kesehatan |
| 110 | HELI | PT Jaya Trishindo Tbk | jasa penyewaan helikopter. |
| 111 | HEXA | PT Hexindo Adiperkasa Tbk | industri alat berat |
| 112 | HKMU | PT HK Metals Utama Tbk | Perdagangan |
| 113 | HMSP | PT Hanjaya Mandala Sampoerna Tbk. | manufaktur, perdagangan dan distribusi rokok |
| 114 | HOKI | PT Buyung Poetra Sembada Tbk | Industri Makanan dan Minuman dalam Kemasan |
| 115 | HRTA | PT Hartadinata Abadi Tbk | Manufacturing Industry and Gold Trading |
| 116 | IBST | PT Inti Bangun Sejahtera Tbk | Konstruksi |
| 117 | ICBP | PT Indofood CBP Sukses Makmur | industri, perdagangan dan jasa. |
| 118 | ICON | PT Island Concepts Indonesia Tbk | jasa hospitality |
| 119 | IDPR | PT Indonesia Pondasi Raya Tbk | Jasa konstruksi |
| 120 | IGAR | PT Champion Pacific Indonesia Tbk | perindustrian, perdagangan, pengangkutan, dll |
| 121 | IMJS | PT Indomobil Multi Jasa, Tbk | Bidang Perdagangan, Perbengkelan, Jasa dan Pengangkutan |
| 122 | INAI | PT Indal Aluminium Industry Tbk | pengolahan aluminium, |

| | | | |
|-----|------|---|---|
| 123 | INCF | PT Indo Komoditi Korpora Tbk | perdagangan dan industri hasil hutan |
| 124 | INDF | PT Indofood Sukses Makmur Tbk | industri, perdagangan, agribisnis dan jasa. |
| 125 | INDR | PT. Indo-Rama Synthetics Tbk | Industripemintalan benang, benang polyester filamen |
| 126 | INDS | PT Indospring Tbk | Manufaktur |
| 127 | INPP | PT Indonesian Paradise Property Tbk | penyediaan akomodasi (hotel). |
| 128 | INTP | PT Indocement Tunggal Prakarsa Tbk. | Pabrikasi dan penjualan semen |
| 129 | IPCC | PT Indonesia Kendaraan Terminal Tbk | kegiatan pengusahaan di Pelabuhan. |
| 130 | ISSP | PT Steel Pipe Industry of Indonesia Tbk | Industri pipa baja berdasarkan kategori |
| 131 | JECC | PT Jembo Cable Company Tbk | Manufaktur |
| 132 | JIHD | PT Jakarta International Hotels & Development Tbk | Trade, Service, & Invesment |
| 133 | JKON | Jaya Konstruksi Manggala Pratama Tbk | Real Estate Property |
| 134 | JPFA | PT Japfa Comfeed Indonesia Tbk | Basic Industry and Chemical |
| 135 | JRPT | PT Jaya Real Property Tbk | Real Estate Property |
| 136 | JSMR | PT Jasa Marga (Persero) Tbk | Infrastruktur, Utilities, and Transportation |
| 137 | JSPT | PT Jakarta Setiabudi Internasional Tbk | Trade, Service, & Invesment |
| 138 | JTPE | PT. Jasuindo Tiga Perkasa Tbk | Trade, Service, & Invesment |
| 139 | KAEF | PT Kimia Farma (Persero) Tbk | Consumer Good Industry |
| 140 | KBLI | PT KMI Wire and Cable Tbk | Indutri Lain-lain |
| 141 | KBLM | PT Kabelindo Murni Tbk | Indutri Lain-lain |
| 142 | KPAL | PT. Steadfast Marine Tbk | Jasa Industri Kelautan |
| 143 | KPIG | PT. MNC Land Tbk | Jasa manajemen proyek dan investasi |
| 144 | KREN | PT Kresna Graha Investama Tbk | Keuangan |
| 145 | LAND | PT Trimitra Propertindo, Tbk. | Pembangunan dan jasa |
| 146 | LCKM | PT LCK Global Kedaton Tbk | jasa engineering dan penyelenggara telekomunikasi |
| 147 | LINK | PT LINK NET Tbk | Penyedia Layanan Intenet |
| 148 | LMSH | PT Lionmesh Prima Tbk | Industri jaring kawat baja las |
| 149 | LPCK | PT Lippo Cikarang Tbk | Pengembangan kota |
| 150 | LPGI | PT Lippo General Insurance Tbk | Asuransi Umum. |
| 151 | LPIN | PT Multi Prima Sejahtera Tbk | Produsen Suku cadang Kendaraan Bermotor |

| | | | |
|-----|------|---------------------------------------|---|
| 152 | LPKR | PT Lippo Karawaci Tbk | Pembangunan, pengembangan perkotaan dan perumahan |
| 153 | LPPF | PT Matahari Department Store Tbk | Ritel, konveksi, perdagangan umum, dan agensi |
| 154 | LSIP | PT PP London Sumatra Indonesia Tbk | Agribusiness |
| 155 | LTLS | PT Lautan Luas Tbk | Distributor dan Manufaktur Bahan Kimia |
| 156 | LUCK | PT Sentral Mitra Informatika Tbk | penjualan alat-alat elektronik |
| 157 | MAIN | PT Malindo Feedmill Tbk | Industry and Chemical |
| 158 | MAPB | PT. MAP Boga Adiperkasa Tbk | Perdagangan |
| 159 | MAPI | PT. Mitra Adiperkasa Tbk | Perdagangan |
| 160 | MARI | PT. Mahaka Radio Integra Tbk | Trade, Service, & Invesment |
| 161 | MARK | PT. Mark Dynamics Indonesia Tbk | Manufaktur |
| 162 | MCAS | PT M Cash Integrasi Tbk | Trade, Service, & Invesment |
| 163 | MDKI | PT Emdeki Utama Tbk | Industry and Chemical |
| 164 | MDLN | PT. Modernland Realty Tbk | Real Estate & Property |
| 165 | MEGA | PT Bnak Mega Tbk | Keuangan |
| 166 | META | PT Nusantara Infrastructure Tbk | Infrastuktur, Utilities, and Transportation |
| 167 | MFIN | PT Mandala Multifinance Tbk | Keuangan |
| 168 | MFMI | PT Multifiling Mitra Indonesia Tbk | Trade, Service, & Invesment |
| 169 | MGRO | PT Mahkota Group Tbk | Agriculture |
| 170 | MICE | PT Multi Indocitra Tbk | Trade, Service, & Invesment |
| 171 | MIDI | PT Midi Utama Indonesia Tbk | Trade, Service, & Invesment |
| 172 | MIKA | PT. Mitra Keluarga Karyasehat Tbk | Kesehatan |
| 173 | MINA | PT Sanurhasta Mitra Tbk | Service kesehatan |
| 174 | MKPI | PT Metropolitan Kentjana Tbk | Real Estate, Property & Construction |
| 175 | MLBI | PT. Multi Bintang Indonesia Tbk | Manufaktur |
| 176 | MLIA | PT. Mulia Industrindo Tb | Perdagangan |
| 177 | MLPT | PT. Multipolar Technology Tbk | Trade, Service, & Invesment |
| 178 | MMLP | PT Mega Manunggal Property Tbk | Property |
| 179 | MNCN | PT. Media Nusantara Citra Tbk | Trade, Service, & Invesment |
| 180 | MOLI | PT. Madusari Murni Indah Tbk | Manufaktur |
| 181 | MORA | PT Mora Telematika Indonesia Tbk | Industry and Chemical |
| 182 | MPMX | PT. Mitra Pinasthika Mustika Tbk | Trade, Service, & Invesment |
| 183 | MPOW | PT. Megapower Makmur Tbk | Trade, Service, & Invesment |
| 184 | MREI | PT. Maskapai Reasuransi Indonesia Tbk | Keuangan |
| 185 | MSIN | PT. MNC Studios International Tbk | Trade, Service, & Invesment |
| 186 | MTDL | PT. Metrodata Electronics Tbk | Trade, Service, & Invesment |

| | | | |
|-----|------|--|--|
| 187 | MTLA | PT Metropolitan Land Tbk | Trade, Service, & Building Construction |
| 188 | MTPS | PT. Meta Epsi Tbk | Trade, Service |
| 189 | NATO | PT. Nusantara Properti Internasional Tbk | Property |
| 190 | NELY | PT. Pelayaran Nelly Dwi Putri Tbk | Trade, Service |
| 191 | NFCX | PT NFC Indonesia Tbk | Trade, Service, & Investment |
| 192 | NICK | PT Charnic Capital Tbk | Trade, Service, & Investment |
| 193 | NISP | PT Bank OCBC NISP Tbk | Keuangan |
| 194 | NRCA | PT. Nusa Raya Cipta Tbk | Construction |
| 195 | PANI | PT Pratama Abadi Nusa Industri, Tbk | industri dan perdagangan usaha selaku Perusahaan Efek. |
| 196 | PANS | PT Panin Sekuritas Tbk | |
| 197 | PBID | PT Panca Budi Idaman Tbk | Industri kemasan dan plastik |
| 198 | PBSA | PT Paramita Bangun Sarana Tbk | Konstruksi |
| 199 | PDES | PT Destinasi Tirta Nusantara Tbk | Biro Perjalanan Wisata |
| 200 | PEGE | PT Panca Global Kapital Tbk | perdagangan umum, Jasa, pembangunan dan investasi |
| 201 | PEHA | PT Phapros Tbk. | industri/pabrik |
| 202 | PGLI | PT Pembangunan Graha Lestari Indah Tbk | Perhotelan |
| 203 | PICO | PT Pelangi Indah Canindo Tbk | Industri |
| 204 | PJAA | PT Pembangunan Jaya Ancol TBbk | Pariwisata |
| 205 | PLIN | PT Plaza Indonesia Realty Tbk | Bidang pembangunan dan Jasa |
| 206 | PNBN | PT Bank Pan Indonesia Tbk | Perbankan |
| 207 | PNIN | PT Panin Invest Tbk | Jasa keuangan |
| 208 | PNLF | PT Panin Financial Tbk. | Konsultan Bisnis, Manajemen, dan Administrasi |
| 209 | POLA | PT Pool Advista Finance Tbk | Pembiayaan konvensional |
| 210 | POLI | PT Pollux Investasi Internasional Tbk | pengembangan properti dan realti. |
| 211 | POLL | PT Pollux Properti Indonesia Tbk | pengembangan properti dan real estat. |
| 212 | PPRE | PT PP Presisi Tbk | jasa konstruksi |
| 213 | PPRO | PT PP Properti Tbk | Jasa, Pembangunan dan Perdagangan. |
| 214 | PTBA | PT Bukit Asam Tbk | Pertambangan |
| 215 | PTPP | PT PP (Persero) Tbk | Konstruksi |
| 216 | PTSP | PT Pioneerindo Gourmet International Tbk | bisnis restor |
| 217 | PUDP | PT Pudjiadi Prestige Tbk | Properti |
| 218 | PWON | PT Pakuwon Jati Tbk, | Real Estate |

| | | | |
|-----|------|--|---|
| 219 | PYFA | PT PyridamFarma Tbk | Farmasi |
| 220 | PZZA | PT Sarimelati Kencana Tbk | Industri makanan dan pengolahan makanan. |
| 221 | RALS | PT Ramayana Lestari Sentosa Tbk | Trade, Service, & Invesment |
| 222 | RANC | PT Supra Boga Lestari Tbk | Trade, Service, & Invesment |
| 223 | RBMS | PT Ristia Bintang Mahkotasejati Tbk | Real Estate & Construction |
| 224 | RDTX | PT Roda Vivatex Tbk | Real Estate, Property & Construction Building |
| 225 | RICY | PT Ricky Putra Globalindo Tbk | Industri Lain-lain |
| 226 | RIMO | PT Rimo International Lestari Tbk | Retail |
| 227 | RISE | PT Jaya Sukses Makmur Sentosa Tbk | Real Estate, Property & Construction Building |
| 228 | RODA | PT Pikko Land Development Tbk | Real Estate, Property & Construction Building |
| 229 | ROTI | PT Nippon Indosari Corpindo Tbk | Consumer Good Industry |
| 230 | RUIS | PT Radiant Utama Interinsco Tbk | Minyak dan Gas Bumi |
| 231 | SCCO | PT Supreme Cable Manufacturing & Commerce Tbk | Manufaktur |
| 232 | SCMA | PT Surya Citra Media Tbk | Trade, Service, & Invesment |
| 233 | SDPC | PT Millennium Pharmacon International Tbk | Trade, Service, & Invesment |
| 234 | SDRA | PT Bank Woori Saudara Indonesia 1906 Tbk | Perbankan |
| 235 | SGRO | PT Sampoerna Agro Tbk | Agriculture |
| 236 | SHID | PT Hotel Sahid Jaya International Tbk | Trade, Service, & Invesment |
| 237 | SIDO | PT Industri Jamu dan Farmasi Sido Muncul Tbk | Consumer Good Industry |
| 238 | SILO | PT Siloam International Hospitals Tbk | Service kesehatan |
| 239 | SKBM | PT Sekar Bumi Tbk | Consumer Good Industry |
| 240 | SKRN | PT Superkrane Mitra Utama Tbk | Real Estate, Property & Construction Building |
| 241 | SMAR | PT Sinar Mas Agro Resources and Technology Tbk | Trade, Service, & Invesment |
| 242 | SMBR | PT Semen Baturaja (Persero) Tbk | Basic Industry & Chemical |
| 243 | SMDM | PT Suryamas Dutamakmur Tbk | Real Estate, Property & Construction Building |
| 244 | SMGR | PT Semen Indonesia (Persero) Tbk | Basic Industry & Chemical |
| 245 | SMMA | PT Sinar Mas Multiartha Tbk | Keuangan |
| 246 | SMMT | PT Golden Eagle Energy Tbk | Mining |
| 247 | SMRA | PT Summarecon Agung Tbk | Real Estate, Property & Construction Building |
| 248 | SMSM | PT Selamat Sempurna Tbk | Industri Lain-lain |

| | | | |
|-----|------|--|---|
| 249 | SONA | PT Sona Topas Tourism Industry Tbk | Trade, Service, & Investment |
| 250 | SOSS | PT Shield On Service Tbk | Trade, Service, & Investment |
| 251 | SPMA | PT Suparma Tbk | Basic Industry & Chemical |
| 252 | SPTO | PT Surya Pertiwi Tbk | Trade, Service, & Investment |
| 253 | SRSN | PT Indo Acidatama Tbk | Basic Industry & Chemical |
| 254 | SSIA | PT Surya Semesta Internusa Tbk | Real Estate, Property & Construction Building |
| 255 | SSMS | PT Sawit Sumbermas Sarana Tbk | Agriculture |
| 256 | STTP | PT Siantar Top Tbk | Consumer Good Industry |
| 257 | SWAT | PT Sriwahana Adityakarta Tbk | Basic Industry & Chemical |
| 258 | TALF | PT Tunas Alfin Tbk | Basic Industry & Chemical |
| 259 | TARA | PT Sitara Propertindo Tbk | Real Estate, Property & Construction Building |
| 260 | TBIG | PT Tower Bersama Infrastructure Tbk | Trade, Service, & Investment |
| 261 | TCID | PT Mandom Indonesia Tbk | Consumer Good Industry |
| 262 | TCPI | PT Transcoal Pacific Tbk | Infrastructure, Utilities & Transportation |
| 263 | TELE | PT Tiphone Mobile Indonesia Tbk | Trade, Service, & Investment |
| 264 | TGKA | PT Tigaraksa Satria Tbk | Trade, Service, & Investment |
| 265 | TIFA | PT Tifa Finance Tbk | Keuangan |
| 266 | TINS | PT Timah (Persero) Tbk | Metal and Mineral Mining |
| 267 | TLKM | PT Telekomunikasi Indonesia (Persero) Tbk | Infrastructure, Utilities & Transportation |
| 268 | TMAS | PT Temas Tbk | Infrastructure, Utilities & Transportation |
| 269 | TNCA | PT Trimuda Nuansa Citra Tbk | Infrastructure, Utilities & Transportation |
| 270 | TOPS | PT Totalindo Eka Persada Tbk | Real Estate, Property & Construction Building |
| 271 | TOTO | PT Surya Toto Indonesia Tbk | Basic Industry & Chemical |
| 272 | TRAM | PT Trada Maritime Tbk | Infrastructure, Utilities & Transportation |
| 273 | TRIM | PT Trimegah Sekuritas Indonesia Tbk | Keuangan |
| 274 | TRIS | PT Trisula International Tbk | Industri Lain-lain |
| 275 | TRST | PT Trias Sentosa Tbk | Basic Industry & Chemical |
| 276 | TRUK | PT Gun Timur Raya Tbk | Transportasi |
| 277 | TRUS | PT Trust Finance Indonesia Tbk | Institusi Keuangan |
| 278 | TSPC | PT Tempo Scan Pacific Tbk | Farmasi |
| 279 | TURI | PT Tunas Ridean Tbk | Grosir |
| 280 | ULTJ | PT Ultrajaya Milk Industry & Trading Company Tbk | Makanan dan minuman |

| | | | |
|-----|------|------------------------------------|-------------------------------|
| 281 | UNTR | PT United Tractors Tbk | Grosir |
| 282 | UNVR | PT Unilever Indonesia Tbk | Kosmetik dan rumah tangga |
| 283 | URBN | PT Urban Jakarta Propertindo Tbk | Properti |
| 284 | VICO | PT Victoria Investama Tbk | Institusi Keuangan |
| 285 | VINS | PT Victoria Insurence Tbk | Asuransi |
| 286 | VOKS | PT Voksel Electric Tbk | Industri Kabel |
| 287 | WEHA | PT WEHA Transportasi Indonesia Tbk | Transportasi |
| 288 | WIIM | PT Wismilak Inti Makmur Tbk | Pabrik Tembakau |
| 289 | WIKA | PT Wijaya Karya (PERSERO) Tbk | Konstruksi Bangunan |
| 290 | ZINC | PT Kapuas Prima Coal Tbk | Penambangan logam dan mineral |
| 291 | ZONE | PT Mega Perintis Tbk | Tekstil dan Garment |



Lampiran 3

Hasil Perhitungan Variabel X1 (Laba Akuntansi)

| No | KODE | TAHUN | EAT (t) tahun periode | EAT(t-1) tahun sebelumnya | Perubahan EAT |
|----|------|-------|-----------------------|---------------------------|---------------|
| 1 | AALI | 2018 | Rp1.520.723 | Rp2.069.786 | -0,27 |
| 2 | ABDA | 2018 | Rp69.609.786 | Rp160.969.647 | -0,57 |
| 3 | ACES | 2018 | Rp976.273.356.597 | Rp780.686.814.661 | 0,25 |
| 4 | ACST | 2018 | Rp21.419 | Rp153.791 | -0,86 |
| 5 | ADES | 2018 | Rp52.958 | Rp38.242 | 0,38 |
| 6 | ADHI | 2018 | Rp645.029.449.105 | Rp517.059.848.207 | 0,25 |
| 7 | ADMF | 2018 | Rp1.815.263 | Rp1.409.150 | 0,29 |
| 8 | AGII | 2018 | Rp114.374 | Rp97.598 | 0,17 |
| 9 | AGRO | 2018 | Rp204.212.623 | Rp140.495.535 | 0,45 |
| 10 | AKPI | 2018 | Rp64.226.271 | Rp13.333.970 | 3,82 |
| 11 | AKRA | 2018 | Rp1.596.652.821 | Rp1.304.600.520 | 0,22 |
| 12 | AKSI | 2018 | Rp26.482.339.033 | Rp14.754.356.376 | 0,79 |
| 13 | ALDO | 2018 | Rp42.506.275.523 | Rp29.035.395.397 | 0,46 |
| 14 | ALKA | 2018 | Rp22.943.498 | Rp15.406.256 | 0,49 |
| 15 | ALMI | 2018 | Rp6.544.635.062 | Rp8.446.455.684 | -0,23 |
| 16 | AMFG | 2018 | Rp6.596 | Rp38.569 | -0,83 |
| 17 | AMIN | 2018 | Rp32.352.159.254 | Rp39.082.873.015 | -0,17 |
| 18 | AMRT | 2018 | Rp668.426 | Rp257.735 | 1,59 |
| 19 | ANTM | 2018 | Rp874.426.593 | Rp136.503.269 | 5,41 |
| 20 | APIC | 2018 | Rp68.929.907.287 | Rp119.902.783.285 | -0,43 |
| 21 | APLN | 2018 | Rp193.730.292 | Rp1.882.581.400 | -0,90 |
| 22 | ARNA | 2018 | Rp158.207.798.602 | Rp122.183.909.643 | 0,29 |
| 23 | ASBI | 2018 | Rp13.936.519 | Rp13.511.398 | 0,03 |
| 24 | ASGR | 2018 | Rp270.404 | Rp257.225 | 0,05 |
| 25 | ASII | 2018 | Rp13.676 | Rp13.777 | -0,01 |
| 26 | ASJT | 2018 | Rp25.020.327.176 | Rp22.671.689.194 | 0,10 |
| 27 | ASRI | 2018 | Rp970.586.600 | Rp1.385.189.177 | -0,30 |
| 28 | ATIC | 2018 | Rp202.339.618 | Rp61.285.961.816 | -1,00 |
| 29 | AUTO | 2018 | Rp680.801 | Rp547.781 | 0,24 |
| 30 | BACA | 2018 | Rp106.500 | Rp86.140 | 0,24 |
| 31 | BALI | 2018 | Rp44.856.841.332 | Rp54.298.161.557 | -0,17 |
| 32 | BBKP | 2018 | Rp177.878 | Rp110.515 | 0,61 |
| 33 | BBLD | 2018 | Rp57.571 | Rp66.433 | -0,13 |
| 34 | BBTN | 2018 | Rp2.807.923 | Rp3.027.466 | -0,07 |
| 35 | BCIP | 2018 | Rp50.247.119.273 | Rp53.529.632.889 | -0,06 |

| | | | | | |
|----|------|------|---------------------|---------------------|-------|
| 36 | BDMN | 2018 | Rp3.922.172 | Rp3.681.551 | 0,07 |
| 37 | BEEF | 2018 | Rp11.572.781.378 | Rp28.610.454.790 | -0,60 |
| 38 | BELL | 2018 | Rp24.022.782.725 | Rp14.950.959.786 | 0,61 |
| 39 | BEST | 2018 | Rp422.536.948.687 | Rp483.387.486.933 | -0,13 |
| 40 | BFIN | 2018 | Rp1.467.794 | Rp1.187.510 | 0,24 |
| 41 | BHIT | 2018 | Rp945.195 | Rp524.708 | 0,80 |
| 42 | BIMA | 2018 | Rp2.349.855.961 | Rp15.795.652.032 | -0,85 |
| 43 | BIRD | 2018 | Rp460.273 | Rp427.495 | 0,08 |
| 44 | BISI | 2018 | Rp403.870 | Rp403.287 | 0,00 |
| 45 | BJBR | 2018 | Rp1.552.396 | Rp1.211.405 | 0,28 |
| 46 | BJTM | 2018 | Rp1.260.308 | Rp1.159.370 | 0,09 |
| 47 | BKSL | 2018 | Rp395.068.692.347 | Rp603.348.693.035 | -0,35 |
| 48 | BLTZ | 2018 | Rp35.229.089 | Rp12.443.273 | 1,83 |
| 49 | BMRI | 2018 | Rp25.851.937 | Rp21.443.042 | 0,21 |
| 50 | BMTR | 2018 | Rp1.351.480 | Rp1.054.125 | 0,28 |
| 51 | BNBA | 2018 | Rp92.897.864.488 | Rp89.548.095.470 | 0,04 |
| 52 | BNGA | 2018 | Rp3.482.304 | Rp3.482.304 | 0,00 |
| 53 | BNII | 2018 | Rp2.262.245 | Rp1.860.845 | 0,22 |
| 54 | BNLI | 2018 | Rp901.252 | Rp748.433 | 0,20 |
| 55 | BOGA | 2018 | Rp11.681.281.142 | Rp8.240.279.559 | 0,42 |
| 56 | BOLT | 2018 | Rp75.738.099.614 | Rp93.225.253.756 | -0,19 |
| 57 | BOSS | 2018 | Rp22.301.405.644 | Rp23.999.991.301 | -0,07 |
| 58 | BPFI | 2018 | Rp68.020 | Rp49.728 | 0,37 |
| 59 | BPII | 2018 | Rp98.134.537.224 | Rp92.677.644.271 | 0,06 |
| 60 | BPTR | 2018 | Rp14.431.335.188 | Rp3.300.648.564 | 3,37 |
| 61 | BRIS | 2018 | Rp106.600 | Rp101.091 | 0,05 |
| 62 | BSDE | 2018 | Rp1.701.817.694.927 | Rp5.166.720.070.985 | -0,67 |
| 63 | BTPN | 2018 | Rp2.257.884 | Rp1.421.940 | 0,59 |
| 64 | BUDI | 2018 | Rp50.467 | Rp45.691 | 0,10 |
| 65 | BUKK | 2018 | Rp561.435.263 | Rp180.648.926 | 2,11 |
| 66 | BVIC | 2018 | Rp79.082 | Rp136.091 | -0,42 |
| 67 | CAKK | 2018 | Rp13.302.390.600 | Rp2.132.983.690 | 5,24 |
| 68 | CAMP | 2018 | Rp61.947.295.689 | Rp43.421.734.614 | 0,43 |
| 69 | CARS | 2018 | Rp82.044.611.223 | Rp217.826.880.726 | -0,62 |
| 70 | CASS | 2018 | Rp103.586.706 | Rp136.202.569 | -0,24 |
| 71 | CEKA | 2018 | Rp92.649.656.775 | Rp107.420.886.839 | -0,14 |
| 72 | CFIN | 2018 | Rp305.137.586 | Rp236.275.300 | 0,29 |
| 73 | CINT | 2018 | Rp13.554.152.161 | Rp29.648.261.092 | -0,54 |
| 74 | CITA | 2018 | Rp661.324.058.495 | Rp47.493.344.496 | 12,92 |
| 75 | CLEO | 2018 | Rp63.261.752.474 | Rp50.173.730.829 | 0,26 |
| 76 | CLPI | 2018 | Rp31.538.833.680 | Rp40.128.767.372 | -0,21 |

| | | | | | |
|-----|------|------|---------------------|-------------------|-------|
| 77 | CMNP | 2018 | Rp730.583.775.834 | Rp693.061.258.413 | 0,05 |
| 78 | CPIN | 2018 | Rp4.551.485 | Rp2.499.875 | 0,82 |
| 79 | CSAP | 2018 | Rp89.609.693 | Rp89.022.191 | 0,01 |
| 80 | CTRA | 2018 | Rp1.302.702 | Rp1.018.529 | 0,28 |
| 81 | CTTH | 2018 | Rp5.205.032.919 | Rp4.716.765.807 | 0,10 |
| 82 | DART | 2018 | Rp13.121.021 | Rp30.177.817 | -0,57 |
| 83 | DIGI | 2018 | Rp110.350.260 | Rp516.525.433 | -0,79 |
| 84 | DILD | 2018 | Rp103.756.227.015 | Rp988.537.532.766 | -0,90 |
| 85 | DIVA | 2018 | Rp12.342.543.472 | Rp3.277.676.895 | 2,77 |
| 86 | DSNG | 2018 | Rp427.245 | Rp578.418 | -0,26 |
| 87 | DUCK | 2018 | Rp117.086.148.635 | Rp71.771.139.508 | 0,63 |
| 88 | DUTI | 2018 | Rp1.126.657.230.110 | Rp648.646.197.979 | 0,74 |
| 89 | DVLA | 2018 | Rp200.651.968 | Rp162.249.293 | 0,24 |
| 90 | EKAD | 2018 | Rp74.045.187.763 | Rp76.195.665.729 | -0,03 |
| 91 | ELSA | 2018 | Rp276.316 | Rp250.754 | 0,10 |
| 92 | EMDE | 2018 | Rp16.095.009.620 | Rp106.211.882.512 | -0,85 |
| 93 | EPMT | 2018 | Rp653.250.886.056 | Rp517.836.170.615 | 0,26 |
| 94 | ESSA | 2018 | Rp52.113.122 | Rp2.191.257 | 22,78 |
| 95 | FAST | 2018 | Rp212.011.156 | Rp166.998.578 | 0,27 |
| 96 | FASW | 2018 | Rp1.405.367.771.073 | Rp595.868.198.714 | 1,36 |
| 97 | FINN | 2018 | Rp4.007.511.310 | Rp14.712.991.271 | -0,73 |
| 98 | FISH | 2018 | Rp11.943.017 | Rp15.969.486 | -0,25 |
| 99 | FMII | 2018 | Rp5.908.257.104 | Rp8.731.194.357 | -0,32 |
| 100 | FORZ | 2018 | Rp2.269.513.383 | Rp8.498.486.502 | -0,73 |
| 101 | GAMA | 2018 | Rp1.563.776.007 | Rp430.230.026 | 2,63 |
| 102 | GGRM | 2018 | Rp7.793.068 | Rp7.755.347 | 0,00 |
| 103 | GHON | 2018 | Rp49.423.302 | Rp36.690.372 | 0,35 |
| 104 | GMTD | 2018 | Rp61.443.212.441 | Rp68.230.259.472 | -0,10 |
| 105 | GOOD | 2018 | Rp425.481.597.110 | Rp375.966.810.639 | 0,13 |
| 106 | GPRA | 2018 | Rp50.425.199.916 | Rp37.316.086.438 | 0,35 |
| 107 | GSMF | 2018 | Rp70.277.584 | Rp86.590.611 | -0,19 |
| 108 | GWSA | 2018 | Rp210.570.439.177 | Rp188.500.432.096 | 0,12 |
| 109 | HEAL | 2018 | Rp191.024 | Rp198.830 | -0,04 |
| 110 | HELI | 2018 | Rp14.677.998.088 | Rp9.144.632.257 | 0,61 |
| 111 | HEXA | 2018 | Rp37.600.177 | Rp22.549.481 | 0,67 |
| 112 | HKMU | 2018 | Rp69.193.227.878 | Rp30.104.880.019 | 1,30 |
| 113 | HMSP | 2018 | Rp13.538.418 | Rp12.670.534 | 0,07 |
| 114 | HOKI | 2018 | Rp90.195.136.265 | Rp47.964.112.940 | 0,88 |
| 115 | HRTA | 2018 | Rp123.393.863.438 | Rp110.301.225.571 | 0,12 |
| 116 | IBST | 2018 | Rp146.006.831.186 | Rp262.126.036.511 | -0,44 |
| 117 | ICBP | 2018 | Rp4.658.781 | Rp3.543.173 | 0,31 |

| | | | | | |
|-----|------|------|-------------------|---------------------|-------|
| 118 | ICON | 2018 | Rp30.836.082.689 | Rp15.161.894.772 | 1,03 |
| 119 | IDPR | 2018 | Rp1.898.427.374 | Rp98.311.818.114 | -0,98 |
| 120 | IGAR | 2018 | Rp44.672.438.405 | Rp72.376.683.136 | -0,38 |
| 121 | IMJS | 2018 | Rp114.700.744.801 | Rp101.116.348.692 | 0,13 |
| 122 | INAI | 2018 | Rp40.463.141.352 | Rp38.651.704.520 | 0,05 |
| 123 | INCF | 2018 | Rp4.470.170.254 | Rp3.803.969.458 | 0,18 |
| 124 | INDF | 2018 | Rp4.961.851 | Rp5.097.264 | -0,03 |
| 125 | INDR | 2018 | Rp62.367.343 | Rp1.814.363 | 33,37 |
| 126 | INDS | 2018 | Rp110.686.883.366 | Rp113.639.539.901 | -0,03 |
| 127 | INPP | 2018 | Rp122.894.269.254 | Rp147.896.118.540 | -0,17 |
| 128 | INTP | 2018 | Rp1.145.937 | Rp1.859.818 | -0,38 |
| 129 | IPCC | 2018 | Rp130.154.955 | Rp170.180.811 | -0,24 |
| 130 | ISSP | 2018 | Rp48.741 | Rp8.634 | 4,65 |
| 131 | JECC | 2018 | Rp88.428.879 | Rp83.355.370 | 0,06 |
| 132 | JHHD | 2018 | Rp158.378.702 | Rp192.517.386 | -0,18 |
| 133 | JKON | 2018 | Rp268.229.012 | Rp309.948.018 | -0,13 |
| 134 | JPFA | 2018 | Rp2.253.201 | Rp2.253.201 | 0,00 |
| 135 | JRPT | 2018 | Rp1.049.745.761 | Rp1.117.126.108 | -0,06 |
| 136 | JSMR | 2018 | Rp2.036.491.035 | Rp2.093.656.062 | -0,03 |
| 137 | JSPT | 2018 | Rp466.896.329 | Rp179.213.383 | 1,61 |
| 138 | JTPE | 2018 | Rp120.550.064.804 | Rp120.550.064.804 | 0,00 |
| 139 | KAEF | 2018 | Rp401.792.808.948 | Rp331.707.917.461 | 0,21 |
| 140 | KBLI | 2018 | Rp235.651.063.203 | Rp358.974.051.474 | -0,34 |
| 141 | KBLM | 2018 | Rp40.675.096.628 | Rp43.994.949.645 | -0,08 |
| 142 | KPAL | 2018 | Rp1.394.824.804 | Rp10.086.734.198 | -0,86 |
| 143 | KPIG | 2018 | Rp665.478.680.370 | Rp1.315.233.904.362 | -0,49 |
| 144 | KREN | 2018 | Rp728.527.817.953 | Rp299.305.236.811 | 1,43 |
| 145 | LAND | 2018 | Rp24.004.735.550 | Rp12.720.793.222 | 0,89 |
| 146 | LCKM | 2018 | Rp4.806.252.640 | Rp5.211.423.231 | -0,08 |
| 147 | LINK | 2018 | Rp788.918 | Rp1.007.278 | -0,22 |
| 148 | LMSH | 2018 | Rp2.886.727.390 | Rp12.967.113.850 | -0,78 |
| 149 | LPCK | 2018 | Rp2.220.722 | Rp368.440 | 5,03 |
| 150 | LPGI | 2018 | Rp67.990.006.210 | Rp96.347.618.680 | -0,29 |
| 151 | LPIN | 2018 | Rp32.755.830.588 | Rp191.997.703.543 | -0,83 |
| 152 | LPKR | 2018 | Rp1.726.085 | Rp856.984 | 1,01 |
| 153 | LPPF | 2018 | Rp1.097.332 | Rp1.907.077 | -0,42 |
| 154 | LSIP | 2018 | Rp329.426 | Rp733.248 | -0,55 |
| 155 | LTLS | 2018 | Rp233.141 | Rp183.621 | 0,27 |
| 156 | LUCK | 2018 | Rp2.280.689.284 | Rp10.161.199.529 | -0,78 |
| 157 | MAIN | 2018 | Rp284.246.878 | Rp42.943.995 | 5,62 |
| 158 | MAPB | 2018 | Rp120.530 | Rp105.962 | 0,14 |

| | | | | | |
|-----|------|------|---------------------|---------------------|-------|
| 159 | MAPI | 2018 | Rp813.916 | Rp350.081 | 1,32 |
| 160 | MARI | 2018 | Rp32.961.840.384 | Rp32.543.138.048 | 0,01 |
| 161 | MARK | 2018 | Rp22.113.025.792 | Rp47.057.392.499 | -0,53 |
| 162 | MCAS | 2018 | Rp254.964.479.851 | Rp10.156.189.740 | 24,10 |
| 163 | MDKI | 2018 | Rp33.788 | Rp47.099 | -0,28 |
| 164 | MDLN | 2018 | Rp25.265.863.861 | Rp614.773.608.046 | -0,96 |
| 165 | MEGA | 2018 | Rp1.599.347 | Rp1.300.043 | 0,23 |
| 166 | META | 2018 | Rp217.085.701.116 | Rp93.115.243.054 | 1,33 |
| 167 | MFIN | 2018 | Rp333.346 | Rp332.932 | 0,00 |
| 168 | MFMI | 2018 | Rp26.510.126.801 | Rp23.129.521.063 | 0,15 |
| 169 | MGRO | 2018 | Rp84.172.119.363 | Rp17.245.576.750 | 3,88 |
| 170 | MICE | 2018 | Rp32.997.196.204 | Rp66.623.111.353 | -0,50 |
| 171 | MIDI | 2018 | Rp159.154 | Rp102.812 | 0,55 |
| 172 | MIKA | 2018 | Rp658.737.307.293 | Rp708.761.732.542 | -0,07 |
| 173 | MINA | 2018 | Rp1.967.125.872 | Rp1.212.781.524 | 0,62 |
| 174 | MKPI | 2018 | Rp1.018.559.536.819 | Rp1.193.639.823.893 | -0,15 |
| 175 | MLBI | 2018 | Rp1.224.807 | Rp1.322.067 | -0,07 |
| 176 | MLIA | 2018 | Rp189.082.238 | Rp47.534.072 | 2,98 |
| 177 | MLPT | 2018 | Rp84.419 | Rp100.033 | -0,16 |
| 178 | MMLP | 2018 | Rp281.313.117 | Rp293.064.581 | -0,04 |
| 179 | MNCN | 2018 | Rp1.605.621 | Rp1.567.546 | 0,02 |
| 180 | MOLI | 2018 | Rp94.243.997 | Rp87.622.639 | 0,08 |
| 181 | MORA | 2018 | Rp601.607.533.128 | Rp102.801.061.836 | 4,85 |
| 182 | MPMX | 2018 | Rp3.701.835 | Rp412.626 | 7,97 |
| 183 | MPOW | 2018 | Rp3.063.294 | Rp12.364.843 | -0,75 |
| 184 | MREI | 2018 | Rp140.867.155.045 | Rp161.075.507.586 | -0,13 |
| 185 | MSIN | 2018 | Rp212.061 | Rp121.538 | 0,74 |
| 186 | MTDL | 2018 | Rp426.084 | Rp374.241 | 0,14 |
| 187 | MTLA | 2018 | Rp507.227.779 | Rp551.010.785 | -0,08 |
| 188 | MTPS | 2018 | Rp18.571.022.389 | Rp5.427.479.516 | 2,42 |
| 189 | NATO | 2018 | Rp3.059.195.807 | Rp99.153.517 | 29,85 |
| 190 | NELY | 2018 | Rp52.752.666.735 | Rp24.270.494.120 | 1,17 |
| 191 | NFCX | 2018 | Rp22.415.131.090 | Rp1.512.082.526 | 13,82 |
| 192 | NICK | 2018 | Rp7.278.255.810 | Rp3.650.413.472 | 0,99 |
| 193 | NISP | 2018 | Rp2.638.064 | Rp2.175.824 | 0,21 |
| 194 | NRCA | 2018 | Rp117.967.950.221 | Rp153.443.549.305 | -0,23 |
| 195 | PANI | 2018 | Rp1.175.166.829 | Rp373.636.661 | 2,15 |
| 196 | PANS | 2018 | Rp86.726.139.885 | Rp179.754.464.532 | -0,52 |
| 197 | PBID | 2018 | Rp297.628.915 | Rp230.873.967 | 0,29 |
| 198 | PBSA | 2018 | Rp42.264.288.073 | Rp96.579.759.550 | -0,56 |
| 199 | PDES | 2018 | Rp2.864.588.077 | Rp30.499.781.100 | -0,91 |

| | | | | | |
|-----|------|------|---------------------|---------------------|-------|
| 200 | PEGE | 2018 | Rp55.935.490.175 | Rp31.632.802.415 | 0,77 |
| 201 | PEHA | 2018 | Rp133.294 | Rp125.266.061 | -1,00 |
| 202 | PGLI | 2018 | Rp6.333.558.119 | Rp1.894.754.856 | 2,34 |
| 203 | PICO | 2018 | Rp15.730.408.346 | Rp20.189.516.036 | -0,22 |
| 204 | PJAA | 2018 | Rp222.347.065.822 | Rp224.154.588.077 | -0,01 |
| 205 | PLIN | 2018 | Rp174.324.477 | Rp264.614.760 | -0,34 |
| 206 | PNBN | 2018 | Rp3.035.659 | Rp2.727.371 | 0,11 |
| 207 | PNIN | 2018 | Rp2.140.377 | Rp1.863.488 | 0,15 |
| 208 | PNLF | 2018 | Rp355.409 | Rp262.021 | 0,36 |
| 209 | POLA | 2018 | Rp29.622.996.625 | Rp21.077.513.425 | 0,41 |
| 210 | POLI | 2018 | Rp72.230.360.995 | Rp65.262.426.984 | 0,11 |
| 211 | POLL | 2018 | Rp229.070.756.723 | Rp100.075.582.681 | 1,29 |
| 212 | PPRE | 2018 | Rp213.170.650.645 | Rp148.659.955.283 | 0,43 |
| 213 | PPRO | 2018 | Rp465.741.422.340 | Rp461.777.726.464 | 0,01 |
| 214 | PTBA | 2018 | Rp5.121.112 | Rp4.547.232 | 0,13 |
| 215 | PTPP | 2018 | Rp1.958.993.059.360 | Rp1.723.852.894.286 | 0,14 |
| 216 | PTSP | 2018 | Rp19.726.369 | Rp10.245.713 | 0,93 |
| 217 | PUDP | 2018 | Rp5.726.799.950 | Rp6.018.020.897 | -0,05 |
| 218 | PWON | 2018 | Rp2.826.936.213 | Rp2.024.627.040 | 0,40 |
| 219 | PYFA | 2018 | Rp8.447.447.988 | Rp7.127.402.168 | 0,19 |
| 220 | PZZA | 2018 | Rp173.095.760.565 | Rp141.323.973.291 | 0,22 |
| 221 | RALS | 2018 | Rp587.105 | Rp406.580 | 0,44 |
| 222 | RANC | 2018 | Rp49.966.984.744 | Rp37.685.584.998 | 0,33 |
| 223 | RBMS | 2018 | Rp5.403.552.648 | Rp14.519.780.720 | -0,63 |
| 224 | RDTX | 2018 | Rp267.384.570.823 | Rp246.909.721.574 | 0,08 |
| 225 | RICY | 2018 | Rp18.480.376.458 | Rp16.558.562.699 | 0,12 |
| 226 | RIMO | 2018 | Rp116.415.688.322 | Rp61.464.405.361 | 0,89 |
| 227 | RISE | 2018 | Rp91.529.077.865 | Rp11.702.980.770 | 6,82 |
| 228 | RODA | 2018 | Rp102.088.999 | Rp40.697.612.329 | -1,00 |
| 229 | ROTI | 2018 | Rp127.171.436.363 | Rp135.364.021.139 | -0,06 |
| 230 | RUIS | 2018 | Rp27.055.086.453 | Rp20.922.363.433 | 0,29 |
| 231 | SCCO | 2018 | Rp253.995.332.656 | Rp269.730.298.809 | -0,06 |
| 232 | SCMA | 2018 | Rp1.475.042.200 | Rp1.317.748.064 | 0,12 |
| 233 | SDPC | 2018 | Rp19.444.262.069 | Rp14.180.345.525 | 0,37 |
| 234 | SDRA | 2018 | Rp537.971 | Rp438.725 | 0,23 |
| 235 | SGRO | 2018 | Rp63.608.069 | Rp249.729.438 | -0,75 |
| 236 | SHID | 2018 | Rp1.716.844.066 | Rp1.458.068.918 | 0,18 |
| 237 | SIDO | 2018 | Rp663.849 | Rp533.799 | 0,24 |
| 238 | SILO | 2018 | Rp26.393 | Rp103.521 | -0,75 |
| 239 | SKBM | 2018 | Rp15.954.632.472 | Rp25.880.464.791 | -0,38 |
| 240 | SKRN | 2018 | Rp63.286.719.958 | Rp93.579.630.169 | -0,32 |

| | | | | | |
|-----|------|------|-------------------|---------------------|-------|
| 241 | SMAR | 2018 | Rp597.773 | Rp1.183.328 | -0,49 |
| 242 | SMBR | 2018 | Rp76.074.721 | Rp146.648.432 | -0,48 |
| 243 | SMDM | 2018 | Rp85.399.121.403 | Rp19.737.381.645 | 3,33 |
| 244 | SMGR | 2018 | Rp3.085.704.236 | Rp1.650.006.251 | 0,87 |
| 245 | SMMA | 2018 | Rp1.537.695 | Rp1.838.457 | -0,16 |
| 246 | SMMT | 2018 | Rp84.584.567.691 | Rp84.584.567.691 | 0,00 |
| 247 | SMRA | 2018 | Rp690.623.630 | Rp532.437.613 | 0,30 |
| 248 | SMSM | 2018 | Rp633.550 | Rp555.388 | 0,14 |
| 249 | SONA | 2018 | Rp123.472.547.151 | Rp54.071.193.194 | 1,28 |
| 250 | SOSS | 2018 | Rp15.391.994.571 | Rp15.940.744.026 | -0,03 |
| 251 | SPMA | 2018 | Rp82.232.722.269 | Rp92.280.117.234 | -0,11 |
| 252 | SPTO | 2018 | Rp204.033.768.562 | Rp221.578.076.071 | -0,08 |
| 253 | SRSN | 2018 | Rp38.735.092 | Rp17.698.567 | 1,19 |
| 254 | SSIA | 2018 | Rp89.833.255.584 | Rp1.241.357.001.429 | -0,93 |
| 255 | SSMS | 2018 | Rp86.770.969 | Rp810.930.103 | -0,89 |
| 256 | STTP | 2018 | Rp255.088.886.019 | Rp216.024.079.834 | 0,18 |
| 257 | SWAT | 2018 | Rp2.458.835.754 | Rp819.411.325 | 2,00 |
| 258 | TALF | 2018 | Rp43.976.734.000 | Rp21.465.836.784 | 1,05 |
| 259 | TARA | 2018 | Rp952.117.451 | Rp1.276.478.284 | -0,25 |
| 260 | TBIG | 2018 | Rp702.632 | Rp2.339.029 | -0,70 |
| 261 | TCID | 2018 | Rp173.049.442.756 | Rp179.126.382.068 | -0,03 |
| 262 | TCPI | 2018 | Rp265.610 | Rp106.004 | 1,51 |
| 263 | TELE | 2018 | Rp20.140 | Rp37.163 | -0,46 |
| 264 | TGKA | 2018 | Rp312.828.544.702 | Rp246.637.424.657 | 0,27 |
| 265 | TIFA | 2018 | Rp27.836.632 | Rp23.010.364 | 0,21 |
| 266 | TINS | 2018 | Rp531.349 | Rp502.417 | 0,06 |
| 267 | TLKM | 2018 | Rp26.979 | Rp32.701 | -0,17 |
| 268 | TMAS | 2018 | Rp34.818.481.452 | Rp53.358.287.358 | -0,35 |
| 269 | TNCA | 2018 | Rp2.638.062.438 | Rp2.315.370.960 | 0,14 |
| 270 | TOPS | 2018 | Rp30.706.731.540 | Rp206.502.063.663 | -0,85 |
| 271 | TOTO | 2018 | Rp356.708.792.806 | Rp421.340.061.708 | -0,15 |
| 272 | TRAM | 2018 | Rp228.260.198 | Rp3.940.389 | 56,93 |
| 273 | TRIM | 2018 | Rp18.087.078 | Rp15.561.851 | 0,16 |
| 274 | TRIS | 2018 | Rp19.665.074.694 | Rp14.198.889.550 | 0,38 |
| 275 | TRST | 2018 | Rp63.193.899.099 | Rp38.199.681.742 | 0,65 |
| 276 | TRUK | 2018 | Rp1.337.105.085 | Rp1.429.024.487 | -0,06 |
| 277 | TRUS | 2018 | Rp17.630.766.816 | Rp13.345.320.592 | 0,32 |
| 278 | TSPC | 2018 | Rp540.378.145.887 | Rp557.339.581.996 | -0,03 |
| 279 | TURI | 2018 | Rp561.159 | Rp476.203 | 0,18 |
| 280 | ULTJ | 2018 | Rp701.607 | Rp718.402 | -0,02 |
| 281 | UNTR | 2018 | Rp11.498.409 | Rp7.673.322 | 0,50 |

| | | | | | |
|-----|------|------|-------------------|-------------------|-------|
| 282 | UNVR | 2018 | Rp9.109.445 | Rp7.004.562 | 0,30 |
| 283 | URBN | 2018 | Rp46.221.261.696 | Rp10.380.359.937 | 3,45 |
| 284 | VICO | 2018 | Rp80.821.884 | Rp169.053.244 | -0,52 |
| 285 | VINS | 2018 | Rp3.947.657.923 | Rp8.814.778.660 | -0,55 |
| 286 | VOKS | 2018 | Rp105.468.744.587 | Rp166.204.959.339 | -0,37 |
| 287 | WEHA | 2018 | Rp3.190.724.918 | Rp50.424.676.796 | -0,94 |
| 288 | WIIM | 2018 | Rp51.142.850.919 | Rp40.589.790.851 | 0,26 |
| 289 | WIKA | 2018 | Rp2.073.299.864 | Rp1.356.115.489 | 0,53 |
| 290 | ZINC | 2018 | Rp110.152.209.336 | Rp45.240.525.693 | 1,43 |
| 291 | ZONE | 2018 | Rp40.663.942.430 | Rp30.606.698.447 | 0,33 |



Lampiran 4

Hasil Perhitungan Variabel X2 (Arus Kas Investasi)

| No | KODE | TAHUN | AKIN (t) tahun periode | AKIN (t-1) tahun sebelumnya | Perubahan AKIN |
|----|------|-------|------------------------|-----------------------------|----------------|
| 1 | AALI | 2018 | -Rp1.678.767 | -Rp1.753.504 | -0,04 |
| 2 | ABDA | 2018 | Rp371.115.456 | -Rp359.409.272 | -2,03 |
| 3 | ACES | 2018 | -Rp183.916.897.980 | -Rp187.331.134.628 | -0,02 |
| 4 | ACST | 2018 | -Rp285.052 | -Rp230.799 | 0,24 |
| 5 | ADES | 2018 | -Rp39.459 | -Rp96.935 | -0,59 |
| 6 | ADHI | 2018 | -Rp936.798.793.672 | -Rp104.554.496.402 | 7,96 |
| 7 | ADMF | 2018 | -Rp145.468 | -Rp91.718 | 0,59 |
| 8 | AGII | 2018 | -Rp630.319 | -Rp299.130 | 1,11 |
| 9 | AGRO | 2018 | -Rp373.840.147 | -Rp727.543.619 | -0,49 |
| 10 | AKPI | 2018 | -Rp9.822.610 | -Rp41.596.147 | -0,76 |
| 11 | AKRA | 2018 | Rp385.813.753 | Rp833.453.209 | -0,54 |
| 12 | AKSI | 2018 | -Rp3.062.924.184 | Rp14.368.856.222 | -1,21 |
| 13 | ALDO | 2018 | -Rp9.721.866.652 | -Rp47.209.615.993 | -0,79 |
| 14 | ALKA | 2018 | -Rp452.505 | Rp3.827.762 | -1,12 |
| 15 | ALMI | 2018 | -Rp11.792.660.807 | Rp132.299.999.549 | -1,09 |
| 16 | AMFG | 2018 | -Rp1.911.492 | -Rp1.017.775 | 0,88 |
| 17 | AMIN | 2018 | -Rp14.071.728.217 | -Rp52.126.110.440 | -0,73 |
| 18 | AMRT | 2018 | -Rp1.886.495 | -Rp3.625.051 | -0,48 |
| 19 | ANTM | 2018 | -Rp2.593.809.364 | -Rp2.890.561.357 | -0,10 |
| 20 | APIC | 2018 | Rp596.756.049 | Rp20.280.711 | 28,42 |
| 21 | APLN | 2018 | -Rp1.023.888.619 | -Rp573.360.454 | 0,79 |
| 22 | ARNA | 2018 | -Rp88.869.408.356 | -Rp73.199.748.318 | 0,21 |
| 23 | ASBI | 2018 | -Rp6.471.073 | -Rp5.956.894 | 0,09 |
| 24 | ASGR | 2018 | -Rp40.800 | -Rp22.614 | 0,80 |
| 25 | ASII | 2018 | Rp7.597 | Rp3.008 | 1,53 |
| 26 | ASJT | 2018 | Rp15.346.900.982 | Rp29.213.857.838 | -0,47 |
| 27 | ASRI | 2018 | -Rp696.771.358 | -Rp1.482.370.545 | -0,53 |
| 28 | ATIC | 2018 | Rp36.799.850.696 | Rp58.506.950.880 | -0,37 |
| 29 | AUTO | 2018 | -Rp212.611 | -Rp28.285 | 6,52 |
| 30 | BACA | 2018 | -Rp2.261.731 | -Rp38.074 | 58,40 |
| 31 | BALI | 2018 | -Rp404.528.230.602 | -Rp489.141.209.387 | -0,17 |
| 32 | BBKP | 2018 | Rp6.144.108 | -Rp1.580.439 | -4,89 |
| 33 | BBLD | 2018 | -Rp23.286 | -Rp35.461 | -0,34 |
| 34 | BBTN | 2018 | Rp1.689.493 | Rp832.608 | 1,03 |
| 35 | BCIP | 2018 | -Rp3.685.790.486 | Rp7.762.224.866 | -1,47 |

| | | | | | |
|----|------|------|----------------------|----------------------|--------|
| 36 | BDMN | 2018 | Rp4.871.810 | -Rp1.064.131 | -5,58 |
| 37 | BEEF | 2018 | -Rp81.284.344.227 | -Rp364.078.689.657 | -0,78 |
| 38 | BELL | 2018 | -Rp52.111.931.892 | -Rp40.224.800.050 | 0,30 |
| 39 | BEST | 2018 | -Rp264.426.737.976 | -Rp410.590.679.787 | -0,36 |
| 40 | BFIN | 2018 | -Rp158.350 | -Rp183.381 | -0,14 |
| 41 | BHIT | 2018 | -Rp3.630.488 | -Rp2.009.725 | 0,81 |
| 42 | BIMA | 2018 | -Rp1.066.032.275 | -Rp217.053.539 | 3,91 |
| 43 | BIRD | 2018 | -Rp784.822 | Rp81.632 | -10,61 |
| 44 | BISI | 2018 | -Rp20.614 | -Rp220.686 | -0,91 |
| 45 | BJBR | 2018 | -Rp220.340 | Rp1.232.273 | -1,18 |
| 46 | BJTM | 2018 | -Rp3.063.485 | -Rp1.490.006 | 1,06 |
| 47 | BKSL | 2018 | -Rp264.880.333.982 | -Rp922.823.492.336 | -0,71 |
| 48 | BLTZ | 2018 | -Rp383.944.219 | -Rp463.704.451 | -0,17 |
| 49 | BMRI | 2018 | -Rp21.041.189 | -Rp5.276.211 | 2,99 |
| 50 | BMTR | 2018 | -Rp4.092.978 | -Rp4.487.304 | -0,09 |
| 51 | BNBA | 2018 | Rp5.872.896.835 | Rp269.722.693.379 | -0,98 |
| 52 | BNGA | 2018 | -Rp1.608.846 | -Rp8.946.122 | -0,82 |
| 53 | BNII | 2018 | Rp3.835.140 | -Rp1.314.990 | -3,92 |
| 54 | BNLI | 2018 | Rp11.090.333 | Rp4.931.597 | 1,25 |
| 55 | BOGA | 2018 | -Rp62.688.361.902 | -Rp202.902.053.604 | -0,69 |
| 56 | BOLT | 2018 | -Rp44.965.796.592 | -Rp275.880.005.284 | -0,84 |
| 57 | BOSS | 2018 | -Rp113.203.875.200 | -Rp122.812.057.758 | -0,08 |
| 58 | BPFI | 2018 | -Rp89.507.027.371 | -Rp70.842.864.445 | 0,26 |
| 59 | BPII | 2018 | -Rp49.877.442.620 | -Rp46.855.887.282 | 0,06 |
| 60 | BPTR | 2018 | -Rp26.339.891.709 | -Rp44.671.081.948 | -0,41 |
| 61 | BRIS | 2018 | -Rp1.748.912 | -Rp2.769.661 | -0,37 |
| 62 | BSDE | 2018 | -Rp2.651.717.327.363 | -Rp2.998.563.771.963 | -0,12 |
| 63 | BTPN | 2018 | -Rp573.678 | -Rp1.375.982 | -0,58 |
| 64 | BUDI | 2018 | -Rp176.976 | -Rp120.958 | 0,46 |
| 65 | BUKK | 2018 | -Rp220.785.094 | -Rp151.302.014 | 0,46 |
| 66 | BVIC | 2018 | Rp1.150.584.413 | -Rp495.577.160 | -3,32 |
| 67 | CAKK | 2018 | -Rp29.799.429.798 | -Rp15.711.010.049 | 0,90 |
| 68 | CAMP | 2018 | -Rp82.801.197.058 | Rp225.108.822.415 | -1,37 |
| 69 | CARS | 2018 | -Rp35.847.295.111 | Rp45.277.486.502 | -1,79 |
| 70 | CASS | 2018 | Rp137.856.697 | Rp122.717.575 | 0,12 |
| 71 | CEKA | 2018 | -Rp11.024.200.985 | -Rp56.631.729.257 | -0,81 |
| 72 | CFIN | 2018 | -Rp32.898.428 | Rp22.483.834 | -2,46 |
| 73 | CINT | 2018 | -Rp16.642.798.942 | -Rp31.614.266.172 | -0,47 |
| 74 | CITA | 2018 | -Rp168.045.942.357 | -Rp7.030.003.887 | 22,90 |
| 75 | CLEO | 2018 | -Rp178.629.746.056 | -Rp196.801.209.129 | -0,09 |
| 76 | CLPI | 2018 | -Rp16.932.853.374 | -Rp5.477.372.814 | 2,09 |

| | | | | | |
|-----|------|------|----------------------|----------------------|-------|
| 77 | CMNP | 2018 | -Rp1.752.114.563.482 | -Rp1.345.714.449.680 | 0,30 |
| 78 | CPIN | 2018 | -Rp1.607.433 | -Rp801.010 | 1,01 |
| 79 | CSAP | 2018 | -Rp343.490.097 | -Rp472.005.847 | -0,27 |
| 80 | CTRA | 2018 | -Rp1.694.312 | -Rp1.896.801 | -0,11 |
| 81 | CTTH | 2018 | -Rp5.243.516.492 | -Rp1.228.996.579 | 3,27 |
| 82 | DART | 2018 | -Rp259.626.953 | -Rp303.979.006 | -0,15 |
| 83 | DIGI | 2018 | -Rp27.247.013.495 | -Rp629.430.901 | 42,29 |
| 84 | DILD | 2018 | -Rp160.522.694.930 | -Rp47.154.108.488 | 2,40 |
| 85 | DIVA | 2018 | -Rp117.540.071.065 | -Rp16.364.055.771 | 6,18 |
| 86 | DSNG | 2018 | -Rp1.384.603 | -Rp708.776 | 0,95 |
| 87 | DUCK | 2018 | -Rp703.568.998.000 | -Rp42.446.501.107 | 15,58 |
| 88 | DUTI | 2018 | -Rp427.974.503.399 | -Rp266.810.570.315 | 0,60 |
| 89 | DVLA | 2018 | -Rp59.255.040 | -Rp41.309.660 | 0,43 |
| 90 | EKAD | 2018 | -Rp41.932.299.066 | -Rp27.945.652.598 | 0,50 |
| 91 | ELSA | 2018 | -Rp586.671 | -Rp358.506 | 0,64 |
| 92 | EMDE | 2018 | -Rp50.691.607.237 | -Rp195.266.797.457 | -0,74 |
| 93 | EPMT | 2018 | -Rp76.285.903.711 | -Rp137.437.503.897 | -0,44 |
| 94 | ESSA | 2018 | -Rp36.888.854 | -Rp154.619.824 | -0,76 |
| 95 | FAST | 2018 | -Rp317.875.182 | -Rp242.471.729 | 0,31 |
| 96 | FASW | 2018 | -Rp1.029.900.982.182 | -Rp340.848.567.403 | 2,02 |
| 97 | FINN | 2018 | -Rp245.937.880 | -Rp4.651.327.043 | -0,95 |
| 98 | FISH | 2018 | -Rp14.895.089 | -Rp11.200.874 | 0,33 |
| 99 | FMII | 2018 | -Rp104.152.598.570 | -Rp51.769.684.142 | 1,01 |
| 100 | FORZ | 2018 | -Rp291.512.181 | -Rp4.118.704.912 | -0,93 |
| 101 | GAMA | 2018 | Rp13.610.444.209 | Rp2.484.276.312 | 4,48 |
| 102 | GGRM | 2018 | -Rp3.227.776 | -Rp3.239.589 | 0,00 |
| 103 | GHON | 2018 | -Rp53.489.126 | -Rp82.329.809 | -0,35 |
| 104 | GMTD | 2018 | -Rp675.849.444 | -Rp77.904.219 | 7,68 |
| 105 | GOOD | 2018 | -Rp721.661.363.376 | -Rp506.361.925.263 | 0,43 |
| 106 | GPRA | 2018 | -Rp1.697.580.646 | Rp656.683.614 | -3,59 |
| 107 | GSMF | 2018 | -Rp11.958.331 | -Rp43.711.016 | -0,73 |
| 108 | GWSA | 2018 | Rp260.538.937.419 | Rp112.653.805.976 | 1,31 |
| 109 | HEAL | 2018 | -Rp880.948 | -Rp1.461.665 | -0,40 |
| 110 | HELI | 2018 | -Rp23.249.869.306 | -Rp10.441.934.207 | 1,23 |
| 111 | HEXA | 2018 | -Rp1.527.249 | -Rp1.259.405 | 0,21 |
| 112 | HKMU | 2018 | -Rp19.723.722.739 | -Rp339.975.189.454 | -0,94 |
| 113 | HMSP | 2018 | Rp333.591 | -Rp381.049 | -1,88 |
| 114 | HOKI | 2018 | -Rp86.260.187.510 | -Rp15.685.709.995 | 4,50 |
| 115 | HRTA | 2018 | -Rp4.798.981.373 | -Rp20.373.916.455 | -0,76 |
| 116 | IBST | 2018 | -Rp883.994.635.448 | -Rp551.293.227.900 | 0,60 |
| 117 | ICBP | 2018 | -Rp4.712.882 | -Rp2.949.740 | 0,60 |

| | | | | | |
|-----|------|------|----------------------|--------------------|--------|
| 118 | ICON | 2018 | -Rp1.873.493.004 | -Rp1.620.926.544 | 0,16 |
| 119 | IDPR | 2018 | -Rp59.247.189.432 | -Rp128.183.500.268 | -0,54 |
| 120 | IGAR | 2018 | -Rp34.222.768.904 | -Rp40.863.099.046 | -0,16 |
| 121 | IMJS | 2018 | -Rp83.656.860.302 | -Rp23.992.967.551 | 2,49 |
| 122 | INAI | 2018 | -Rp120.526.564.380 | -Rp659.210.680 | 181,83 |
| 123 | INCF | 2018 | -Rp5.628.244.897 | -Rp4.229.327.195 | 0,33 |
| 124 | INDF | 2018 | -Rp11.223.682 | -Rp6.057.777 | 0,85 |
| 125 | INDR | 2018 | Rp37.744.391 | -Rp16.019.816 | -3,36 |
| 126 | INDS | 2018 | -Rp85.910.076.893 | -Rp20.580.802.443 | 3,17 |
| 127 | INPP | 2018 | -Rp26.487.629.039 | -Rp604.864.417.553 | -0,96 |
| 128 | INTP | 2018 | -Rp505.092 | -Rp760.688 | -0,34 |
| 129 | IPCC | 2018 | -Rp184.700.372 | -Rp25.871.412 | 6,14 |
| 130 | ISSP | 2018 | -Rp74.943 | -Rp215.484 | -0,65 |
| 131 | JECC | 2018 | -Rp54.035.244 | -Rp68.833.048 | -0,21 |
| 132 | JHHD | 2018 | Rp51.582.948 | -Rp302.049.788 | -1,17 |
| 133 | JKON | 2018 | -Rp331.591.232 | Rp262.037.657 | -2,27 |
| 134 | JPFA | 2018 | -Rp2.209.240 | -Rp1.364.166 | 0,62 |
| 135 | JRPT | 2018 | -Rp332.638.288 | -Rp180.674.925 | 0,84 |
| 136 | JSMR | 2018 | -Rp7.178.664.161 | -Rp12.678.337.851 | -0,43 |
| 137 | JSPT | 2018 | -Rp570.470.612 | -Rp398.316.611 | 0,43 |
| 138 | JTPE | 2018 | -Rp7.934.946.450 | -Rp38.903.109.809 | -0,80 |
| 139 | KAEF | 2018 | -Rp1.130.037.463.833 | -Rp810.236.662.007 | 0,39 |
| 140 | KBLI | 2018 | -Rp52.534.300.012 | -Rp56.311.152.903 | -0,07 |
| 141 | KBLM | 2018 | -Rp24.769.419.658 | -Rp3.049.973.088 | 7,12 |
| 142 | KPAL | 2018 | Rp19.932.962.553 | -Rp169.481.939.815 | -1,12 |
| 143 | KPIG | 2018 | -Rp1.192.208.911.842 | -Rp809.314.267.786 | 0,47 |
| 144 | KREN | 2018 | -Rp808.627.141.220 | -Rp356.985.100.363 | 1,27 |
| 145 | LAND | 2018 | -Rp188.065.332.877 | -Rp2.664.294.876 | 69,59 |
| 146 | LCKM | 2018 | -Rp2.045.269.442 | -Rp22.489.356.200 | -0,91 |
| 147 | LINK | 2018 | -Rp1.115.813 | -Rp970.550 | 0,15 |
| 148 | LMSH | 2018 | -Rp963.980.063 | -Rp10.191.221.064 | -0,91 |
| 149 | LPCK | 2018 | -Rp68.489 | -Rp39.288 | 0,74 |
| 150 | LPGI | 2018 | -Rp21.252.614.695 | -Rp65.414.032.926 | -0,68 |
| 151 | LPIN | 2018 | -Rp10.337.850.014 | Rp7.671.784.910 | -2,35 |
| 152 | LPKR | 2018 | Rp438.019 | -Rp2.073.113 | -1,21 |
| 153 | LPPF | 2018 | -Rp689.069 | -Rp914.097 | -0,25 |
| 154 | LSIP | 2018 | -Rp344.166 | -Rp524.941 | -0,34 |
| 155 | LTLS | 2018 | -Rp64.366 | -Rp133.580 | -0,52 |
| 156 | LUCK | 2018 | -Rp34.107.353.117 | -Rp5.362.408.065 | 5,36 |
| 157 | MAIN | 2018 | -Rp317.536.239 | -Rp335.480.726 | -0,05 |
| 158 | MAPB | 2018 | -Rp441.525 | -Rp340.952 | 0,29 |

| | | | | | |
|-----|------|------|--------------------|----------------------|--------|
| 159 | MAPI | 2018 | -Rp1.051.223 | -Rp1.070.012 | -0,02 |
| 160 | MARI | 2018 | -Rp4.934.996.304 | -Rp80.382.110.320 | -0,94 |
| 161 | MARK | 2018 | -Rp70.240.717.723 | -Rp23.467.696.423 | 1,99 |
| 162 | MCAS | 2018 | -Rp464.068.654.354 | -Rp102.247.819.560 | 3,54 |
| 163 | MDKI | 2018 | -Rp4.461 | -Rp25.095 | -0,82 |
| 164 | MDLN | 2018 | -Rp229.486.560.941 | -Rp79.564.598.622 | 1,88 |
| 165 | MEGA | 2018 | -Rp5.496.493 | -Rp1.700.054 | 2,23 |
| 166 | META | 2018 | -Rp75.246.531.831 | -Rp75.141.798.245 | 0,00 |
| 167 | MFIN | 2018 | -Rp42.229 | -Rp30.208 | 0,40 |
| 168 | MFMI | 2018 | -Rp19.605.291.986 | -Rp52.654.012.221 | -0,63 |
| 169 | MGRO | 2018 | -Rp67.282.474.276 | -Rp9.595.943.331 | 6,01 |
| 170 | MICE | 2018 | -Rp111.165.483.162 | Rp109.420.341.270 | -2,02 |
| 171 | MIDI | 2018 | -Rp456.756 | -Rp875.063 | -0,48 |
| 172 | MIKA | 2018 | -Rp308.597.471.045 | -Rp826.666.461.026 | -0,63 |
| 173 | MINA | 2018 | Rp3.393.555.950 | -Rp6.185.027.802 | -1,55 |
| 174 | MKPI | 2018 | -Rp929.816.982.201 | -Rp517.999.055.393 | 0,80 |
| 175 | MLBI | 2018 | -Rp275.917 | -Rp338.349 | -0,18 |
| 176 | MLIA | 2018 | -Rp227.355.464 | Rp294.233.215 | -1,77 |
| 177 | MLPT | 2018 | -Rp138.429 | -Rp97.455 | 0,42 |
| 178 | MMLP | 2018 | -Rp584.606.599 | -Rp992.422.340 | -0,41 |
| 179 | MNCN | 2018 | -Rp1.625.457 | -Rp726.609 | 1,24 |
| 180 | MOLI | 2018 | -Rp364.579.102 | -Rp145.642.067 | 1,50 |
| 181 | MORA | 2018 | -Rp243.600.690.718 | -Rp3.067.205.012.324 | -0,92 |
| 182 | MPMX | 2018 | Rp5.615.959 | Rp236.855 | 22,71 |
| 183 | MPOW | 2018 | -Rp575.365 | -Rp8.174.490 | -0,93 |
| 184 | MREI | 2018 | -Rp15.261.534.556 | -Rp568.715.517.462 | -0,97 |
| 185 | MSIN | 2018 | -Rp534.659 | -Rp46.397 | 10,52 |
| 186 | MTDL | 2018 | -Rp95.608 | -Rp87.676 | 0,09 |
| 187 | MTLA | 2018 | -Rp458.990.624 | -Rp224.068.873 | 1,05 |
| 188 | MTPS | 2018 | -Rp2.652.165.550 | -Rp21.100.000 | 124,70 |
| 189 | NATO | 2018 | -Rp10.808.576.930 | Rp93.993.172.085 | -1,11 |
| 190 | NELY | 2018 | -Rp50.050.229.254 | -Rp27.495.285.403 | 0,82 |
| 191 | NFCX | 2018 | -Rp195.518.001.007 | -Rp7.500.000.000 | 25,07 |
| 192 | NICK | 2018 | -Rp20.000.000.000 | Rp3.370.000.000 | -6,93 |
| 193 | NISP | 2018 | -Rp7.595.909 | Rp2.098.740 | -4,62 |
| 194 | NRCA | 2018 | Rp246.467.654.122 | Rp49.163.463.258 | 4,01 |
| 195 | PANI | 2018 | -Rp39.787.563.766 | -Rp10.234.634.797 | 2,89 |
| 196 | PANS | 2018 | -Rp13.882.399.241 | -Rp2.146.531.230 | 5,47 |
| 197 | PBID | 2018 | Rp41.350.508 | -Rp24.788.955 | -2,67 |
| 198 | PBSA | 2018 | Rp7.266.234.376 | -Rp112.906.765.521 | -1,06 |
| 199 | PDES | 2018 | -Rp10.603.166.558 | -Rp80.303.984.938 | -0,87 |

| | | | | | |
|-----|------|------|----------------------|----------------------|--------|
| 200 | PEGE | 2018 | Rp565.430.210 | Rp127.860.831 | 3,42 |
| 201 | PEHA | 2018 | -Rp399.560.825 | -Rp89.166.913 | 3,48 |
| 202 | PGLI | 2018 | -Rp137.669.902 | -Rp22.225.692.813 | -0,99 |
| 203 | PICO | 2018 | -Rp105.654.133.281 | Rp3.804.610.486 | -28,77 |
| 204 | PJAA | 2018 | -Rp274.604.692.812 | -Rp363.617.218.376 | -0,24 |
| 205 | PLIN | 2018 | -Rp134.748.286 | Rp15.415.980 | -9,74 |
| 206 | PNBN | 2018 | -Rp903.087 | -Rp62.972 | 13,34 |
| 207 | PNIN | 2018 | Rp670 | -Rp1.076.316 | -1,00 |
| 208 | PNLF | 2018 | Rp316.275 | Rp101.979 | 2,10 |
| 209 | POLA | 2018 | -Rp59.775.606.552 | -Rp42.254.080.517 | 0,41 |
| 210 | POLI | 2018 | -Rp32.253.229.114 | -Rp95.293.737.971 | -0,66 |
| 211 | POLL | 2018 | -Rp1.259.276.720.603 | -Rp514.043.990.793 | 1,45 |
| 212 | PPRE | 2018 | -Rp960.266.955.357 | -Rp1.657.134.291.496 | -0,42 |
| 213 | PPRO | 2018 | -Rp1.797.505.450.501 | -Rp2.408.883.533.525 | -0,25 |
| 214 | PTBA | 2018 | -Rp1.576.781 | -Rp536.264 | 1,94 |
| 215 | PTPP | 2018 | -Rp4.038.843.365.603 | -Rp3.903.484.063.010 | 0,03 |
| 216 | PTSP | 2018 | -Rp31.110.399 | -Rp35.583.032 | -0,13 |
| 217 | PUDP | 2018 | -Rp8.939.159.340 | -Rp61.316.937.167 | -0,85 |
| 218 | PWON | 2018 | -Rp787.687.922 | -Rp882.528.432 | -0,11 |
| 219 | PYFA | 2018 | -Rp19.508.760.367 | -Rp2.587.166.306 | 6,54 |
| 220 | PZZA | 2018 | -Rp326.221.317.113 | -Rp294.669.429.458 | 0,11 |
| 221 | RALS | 2018 | Rp680.634 | -Rp461.407 | -2,48 |
| 222 | RANC | 2018 | -Rp89.592.778.105 | -Rp45.901.684.797 | 0,95 |
| 223 | RBMS | 2018 | -Rp234.080.958.831 | -Rp46.625.042.548 | 4,02 |
| 224 | RDTX | 2018 | -Rp252.901.354.864 | -Rp194.774.597.948 | 0,30 |
| 225 | RICY | 2018 | -Rp32.074.217.059 | -Rp32.147.924.016 | 0,00 |
| 226 | RIMO | 2018 | -Rp7.389.609.792 | -Rp12.259.357.080 | -0,40 |
| 227 | RISE | 2018 | -Rp70.865.457.574 | -Rp125.630.423.927 | -0,44 |
| 228 | RODA | 2018 | -Rp19.420.699.822 | Rp33.992.857.453 | -1,57 |
| 229 | ROTI | 2018 | Rp370.617.213.073 | -Rp369.535.482.630 | -2,00 |
| 230 | RUIS | 2018 | Rp31.415.476.036 | -Rp8.386.938.950 | -4,75 |
| 231 | SCCO | 2018 | -Rp35.249.420.427 | -Rp65.286.676.255 | -0,46 |
| 232 | SCMA | 2018 | -Rp234.414.911 | -Rp526.488.902 | -0,55 |
| 233 | SDPC | 2018 | -Rp5.947.637.637 | -Rp60.566.916.144 | -0,90 |
| 234 | SDRA | 2018 | Rp1.033.711 | -Rp852.655 | -2,21 |
| 235 | SGRO | 2018 | -Rp751.764.266 | -Rp617.525.847 | 0,22 |
| 236 | SHID | 2018 | -Rp7.090.587.062 | Rp39.832.052.733 | -1,18 |
| 237 | SIDO | 2018 | -Rp288.721 | -Rp350.264 | -0,18 |
| 238 | SILO | 2018 | -Rp944.334 | -Rp3.077.781 | -0,69 |
| 239 | SKBM | 2018 | -Rp67.860.421.921 | -Rp325.877.025.615 | -0,79 |
| 240 | SKRN | 2018 | -Rp173.327.970.567 | Rp84.409.189.446 | -3,05 |

| | | | | | |
|-----|------|------|---------------------|--------------------|--------|
| 241 | SMAR | 2018 | -Rp1.219.534 | -Rp1.295.064 | -0,06 |
| 242 | SMBR | 2018 | -Rp326.243.271 | -Rp401.728.609 | -0,19 |
| 243 | SMDM | 2018 | Rp4.646.169.461 | -Rp9.826.999.107 | -1,47 |
| 244 | SMGR | 2018 | -Rp1.789.552.350 | -Rp3.490.036.160 | -0,49 |
| 245 | SMMA | 2018 | -Rp637.000 | Rp707.023 | -1,90 |
| 246 | SMMT | 2018 | -Rp18.158.033.003 | Rp7.077.150.426 | -3,57 |
| 247 | SMRA | 2018 | -Rp378.919.017 | -Rp442.873.466 | -0,14 |
| 248 | SMSM | 2018 | -Rp195.554 | -Rp101.789 | 0,92 |
| 249 | SONA | 2018 | -Rp9.825.438.552 | -Rp47.115.572.606 | -0,79 |
| 250 | SOSS | 2018 | -Rp2.630.832.521 | -Rp2.533.526.583 | 0,04 |
| 251 | SPMA | 2018 | -Rp51.469.167.982 | -Rp34.753.352.598 | 0,48 |
| 252 | SPTO | 2018 | -Rp389.160.169.006 | -Rp459.649.286.364 | -0,15 |
| 253 | SRSN | 2018 | -Rp1.314.364 | -Rp3.640.363 | -0,64 |
| 254 | SSIA | 2018 | Rp1.989.697.706.038 | Rp170.455.866.173 | 10,67 |
| 255 | SSMS | 2018 | -Rp951.824.671 | -Rp342.259.542 | 1,78 |
| 256 | STTP | 2018 | -Rp224.855.119.317 | Rp7.275.400.045 | -31,91 |
| 257 | SWAT | 2018 | -Rp81.086.626.850 | -Rp150.764.876.566 | -0,46 |
| 258 | TALF | 2018 | -Rp25.939.976.422 | -Rp27.763.834.442 | -0,07 |
| 259 | TARA | 2018 | -Rp1.029.435.176 | -Rp22.375.075.190 | -0,95 |
| 260 | TBIG | 2018 | -Rp2.204.859 | -Rp1.790.370 | 0,23 |
| 261 | TCID | 2018 | -Rp175.308.230.151 | -Rp148.343.616.434 | 0,18 |
| 262 | TCPI | 2018 | -Rp405.058 | -Rp108.030 | 2,75 |
| 263 | TELE | 2018 | -Rp14.291 | Rp10.134 | -2,41 |
| 264 | TGKA | 2018 | Rp24.582.960.895 | Rp39.718.525.222 | -0,38 |
| 265 | TIFA | 2018 | Rp63.448 | Rp202.531 | -0,69 |
| 266 | TINS | 2018 | -Rp1.254.063 | -Rp806.172 | 0,56 |
| 267 | TLKM | 2018 | -Rp35.090 | -Rp33.007 | 0,06 |
| 268 | TMAS | 2018 | -Rp30.959.005.271 | -Rp195.556.001.864 | -0,84 |
| 269 | TNCA | 2018 | -Rp19.533.147.795 | -Rp7.018.357.845 | 1,78 |
| 270 | TOPS | 2018 | -Rp113.140.323.616 | -Rp265.021.960.857 | -0,57 |
| 271 | TOTO | 2018 | -Rp90.030.571.916 | -Rp286.726.075.772 | -0,69 |
| 272 | TRAM | 2018 | Rp2.852.727 | -Rp3.088.612.832 | -1,00 |
| 273 | TRIM | 2018 | Rp9.182.616 | Rp8.385.427 | 0,10 |
| 274 | TRIS | 2018 | -Rp11.725.233.881 | Rp12.421.237.273 | -1,94 |
| 275 | TRST | 2018 | -Rp364.755.041.941 | -Rp218.227.222.843 | 0,67 |
| 276 | TRUK | 2018 | -Rp31.847.301.762 | -Rp24.777.486.500 | 0,29 |
| 277 | TRUS | 2018 | -Rp1.449.115.470 | -Rp284.841.000 | 4,09 |
| 278 | TSPC | 2018 | -Rp435.278.569.446 | -Rp276.561.890.475 | 0,57 |
| 279 | TURI | 2018 | -Rp203.423 | -Rp98.501 | 1,07 |
| 280 | ULTJ | 2018 | -Rp1.089.186 | -Rp399.687 | 1,73 |
| 281 | UNTR | 2018 | -Rp27.730.809 | -Rp10.951.214 | 1,53 |

| | | | | | |
|-----|------|------|--------------------|--------------------|-------|
| 282 | UNVR | 2018 | Rp1.942.485 | -Rp1.601.761 | -2,21 |
| 283 | URBN | 2018 | Rp359.409.200.000 | -Rp338.700.000.000 | -2,06 |
| 284 | VICO | 2018 | Rp845.441.257 | -Rp706.371.093 | -2,20 |
| 285 | VINS | 2018 | Rp6.432.084.180 | -Rp13.769.163.842 | -1,47 |
| 286 | VOKS | 2018 | -Rp193.085.235.446 | -Rp41.376.621.460 | 3,67 |
| 287 | WEHA | 2018 | -Rp14.440.310.802 | Rp79.402.607.616 | -1,18 |
| 288 | WIIM | 2018 | -Rp53.906.637.923 | -Rp28.990.845.078 | 0,86 |
| 289 | WIKA | 2018 | -Rp4.917.957.798 | -Rp2.637.548.255 | 0,86 |
| 290 | ZINC | 2018 | -Rp226.901.701.192 | -Rp40.775.702.934 | 4,56 |
| 291 | ZONE | 2018 | -Rp31.000.322.747 | -Rp32.316.692.253 | -0,04 |



Lampiran 5

Hasil Perhitungan Variabel X3 (Arus Kas Operasi)

| No | KODE | TAHUN | AKOP (t) tahun periode | AKOP (t-1) tahun sebelumnya | Perubahan AKOP |
|----|------|-------|------------------------|-----------------------------|----------------|
| 1 | AALI | 2018 | Rp2.045.235 | Rp2.841.822 | -0,28 |
| 2 | ABDA | 2018 | -Rp112.547.616 | Rp58.458.774 | -2,93 |
| 3 | ACES | 2018 | Rp280.549.714.304 | Rp690.355.223.640 | -0,59 |
| 4 | ACST | 2018 | -Rp857.235 | -Rp1.128.265 | -0,24 |
| 5 | ADES | 2018 | Rp146.588 | Rp87.199 | 0,68 |
| 6 | ADHI | 2018 | Rp70.902.349.062 | -Rp3.208.365.514.894 | -1,02 |
| 7 | ADMF | 2018 | -Rp656.053 | Rp1.006.285 | -1,65 |
| 8 | AGII | 2018 | Rp311.207 | Rp213.726 | 0,46 |
| 9 | AGRO | 2018 | Rp2.693.653.315 | -Rp786.628.632 | -4,42 |
| 10 | AKPI | 2018 | -Rp16.883.236 | Rp145.628.143 | -1,12 |
| 11 | AKRA | 2018 | -Rp448.864.030 | Rp682.224.585 | -1,66 |
| 12 | AKSI | 2018 | -Rp73.669.153.775 | Rp10.193.980.084 | -8,23 |
| 13 | ALDO | 2018 | Rp17.370.720.460 | Rp12.706.380.594 | 0,37 |
| 14 | ALKA | 2018 | Rp71.626.222 | -Rp3.678.215 | -20,47 |
| 15 | ALMI | 2018 | -Rp444.151.604.001 | -Rp373.368.308.766 | 0,19 |
| 16 | AMFG | 2018 | Rp216.818 | Rp299.081 | -0,28 |
| 17 | AMIN | 2018 | Rp13.472.771.574 | -Rp644.338.529 | -21,91 |
| 18 | AMRT | 2018 | Rp5.956.645 | Rp3.322.625 | 0,79 |
| 19 | ANTM | 2018 | Rp1.874.578.431 | Rp1.379.176.412 | 0,36 |
| 20 | APIC | 2018 | -Rp3.302.500.112 | Rp662.785.329 | -5,98 |
| 21 | APLN | 2018 | -Rp932.169.634 | -Rp738.623.663 | 0,26 |
| 22 | ARNA | 2018 | Rp356.764.910.588 | Rp245.599.197.741 | 0,45 |
| 23 | ASBI | 2018 | Rp12.988.542 | Rp11.178.200 | 0,16 |
| 24 | ASGR | 2018 | -Rp244.298 | Rp533.399 | -1,46 |
| 25 | ASII | 2018 | Rp3.525 | Rp2.508 | 0,41 |
| 26 | ASJT | 2018 | -Rp6.856.864.231 | -Rp19.184.706.187 | -0,64 |
| 27 | ASRI | 2018 | Rp1.369.684.549 | Rp1.825.950.802 | -0,25 |
| 28 | ATIC | 2018 | -Rp150.597.625.629 | -Rp94.093.258.465 | 0,60 |
| 29 | AUTO | 2018 | Rp678.469 | Rp394.229 | 0,72 |
| 30 | BACA | 2018 | Rp1.644.054 | Rp1.060.492 | 0,55 |
| 31 | BALI | 2018 | Rp150.354.623.092 | Rp208.721.822.251 | -0,28 |
| 32 | BBKP | 2018 | Rp5.973.630 | Rp700.853 | 7,52 |
| 33 | BBLD | 2018 | -Rp468.309 | Rp626.681 | -1,75 |
| 34 | BBTN | 2018 | -Rp2.410.430 | Rp99.688 | -25,18 |
| 35 | BCIP | 2018 | Rp9.534.368.701 | -Rp7.946.868.153 | -2,20 |

| | | | | | |
|----|------|------|---------------------|---------------------|--------|
| 36 | BDMN | 2018 | Rp12.781 | Rp2.933.754 | -1,00 |
| 37 | BEEF | 2018 | Rp11.474.840.721 | Rp115.214.718.009 | -0,90 |
| 38 | BELL | 2018 | Rp49.583.922.599 | Rp17.805.531.871 | 1,78 |
| 39 | BEST | 2018 | Rp711.924.605.563 | Rp702.187.271.150 | 0,01 |
| 40 | BFIN | 2018 | -Rp366.540 | -Rp2.335.063 | -0,84 |
| 41 | BHIT | 2018 | Rp2.745.730 | Rp513.724 | 4,34 |
| 42 | BIMA | 2018 | -Rp885.231.753 | Rp9.669.781.404 | -1,09 |
| 43 | BIRD | 2018 | Rp1.068.859 | Rp1.034.050 | 0,03 |
| 44 | BISI | 2018 | Rp170.888 | Rp590.514 | -0,71 |
| 45 | BJBR | 2018 | -Rp6.070.263 | Rp2.582.207 | -3,35 |
| 46 | BJTM | 2018 | Rp9.427.320 | Rp6.663.420 | 0,41 |
| 47 | BKSL | 2018 | -Rp553.937.761.753 | Rp546.943.886.204 | -2,01 |
| 48 | BLTZ | 2018 | Rp221.655.632 | Rp144.625.707 | 0,53 |
| 49 | BMRI | 2018 | -Rp31.962.470 | Rp4.981.054 | -7,42 |
| 50 | BMTR | 2018 | Rp4.167.980 | Rp4.372.376 | -0,05 |
| 51 | BNBA | 2018 | -Rp9.155.201.942 | -Rp116.867.307.919 | -0,92 |
| 52 | BNGA | 2018 | Rp749.516 | Rp20.129.300 | -0,96 |
| 53 | BNII | 2018 | -Rp7.366.174 | -Rp3.996.679 | 0,84 |
| 54 | BNLI | 2018 | -Rp4.698.941 | -Rp13.394.147 | -0,65 |
| 55 | BOGA | 2018 | Rp80.476.055.116 | Rp7.339.928.373 | 9,96 |
| 56 | BOLT | 2018 | Rp58.409.108.583 | Rp102.038.578.597 | -0,43 |
| 57 | BOSS | 2018 | Rp1.413.979.899 | Rp73.084.067.411 | -0,98 |
| 58 | BPFI | 2018 | Rp44.403.802.374 | -Rp77.080.086.512 | -1,58 |
| 59 | BPII | 2018 | Rp69.540.358.226 | Rp74.272.619.078 | -0,06 |
| 60 | BPTR | 2018 | Rp66.049.919.586 | Rp5.235.469.411 | 11,62 |
| 61 | BRIS | 2018 | Rp644.983 | Rp3.993.431 | -0,84 |
| 62 | BSDE | 2018 | Rp1.616.680.418.950 | Rp4.647.444.612.879 | -0,65 |
| 63 | BTPN | 2018 | Rp4.585.807 | Rp1.125.968 | 3,07 |
| 64 | BUDI | 2018 | Rp26.016 | Rp69.295 | -0,62 |
| 65 | BUKK | 2018 | Rp105.484.869 | Rp168.231.496 | -0,37 |
| 66 | BVIC | 2018 | -Rp1.343.240.586 | Rp1.408.519.316 | -1,95 |
| 67 | CAKK | 2018 | Rp6.168.950.310 | Rp16.922.183.583 | -0,64 |
| 68 | CAMP | 2018 | Rp103.821.716.191 | Rp29.589.753.950 | 2,51 |
| 69 | CARS | 2018 | Rp1.898.636.426 | -Rp12.319.839.740 | -1,15 |
| 70 | CASS | 2018 | -Rp77.237.397 | -Rp77.319.712 | 0,00 |
| 71 | CEKA | 2018 | Rp287.259.686.428 | Rp208.851.008.007 | 0,38 |
| 72 | CFIN | 2018 | -Rp757.878.751 | -Rp2.760.220.122 | -0,73 |
| 73 | CINT | 2018 | -Rp9.774.374.433 | Rp33.220.121.814 | -1,29 |
| 74 | CITA | 2018 | Rp489.658.247.874 | -Rp42.191.262.195 | -12,61 |
| 75 | CLEO | 2018 | Rp131.839.301.387 | Rp78.486.685.676 | 0,68 |
| 76 | CLPI | 2018 | -Rp12.939.966.355 | Rp52.537.193.055 | -1,25 |

| | | | | | |
|-----|------|------|---------------------|---------------------|--------|
| 77 | CMNP | 2018 | Rp649.997.022.191 | Rp799.420.847.730 | -0,19 |
| 78 | CPIN | 2018 | Rp5.035.954 | Rp1.767.596 | 1,85 |
| 79 | CSAP | 2018 | -Rp128.525.342 | Rp59.811.075 | -3,15 |
| 80 | CTRA | 2018 | Rp1.043.561 | Rp549.287 | 0,90 |
| 81 | CTTH | 2018 | -Rp26.990.342.993 | -Rp79.173.117.840 | -0,66 |
| 82 | DART | 2018 | -Rp110.537.856 | -Rp102.681.989 | 0,08 |
| 83 | DIGI | 2018 | -Rp8.064.879.735 | -Rp880.838.066 | 8,16 |
| 84 | DILD | 2018 | -Rp28.405.333.968 | -Rp535.638.578.919 | -0,95 |
| 85 | DIVA | 2018 | -Rp203.136.769.717 | -Rp35.850.470.319 | 4,67 |
| 86 | DSNG | 2018 | Rp298.337 | Rp1.094.970 | -0,73 |
| 87 | DUCK | 2018 | Rp1.120.427.198.829 | Rp61.124.613.980 | 17,33 |
| 88 | DUTI | 2018 | Rp1.360.975.866.626 | Rp487.352.295.369 | 1,79 |
| 89 | DVLA | 2018 | Rp26.628.428 | Rp230.738.193 | -0,88 |
| 90 | EKAD | 2018 | Rp61.219.347.295 | Rp51.605.876.745 | 0,19 |
| 91 | ELSA | 2018 | Rp344.756 | Rp395.459 | -0,13 |
| 92 | EMDE | 2018 | -Rp199.100.240.113 | -Rp190.702.680.530 | 0,04 |
| 93 | EPMT | 2018 | Rp543.778.934.884 | -Rp203.606.805.066 | -3,67 |
| 94 | ESSA | 2018 | Rp27.177.186 | Rp3.696.237 | 6,35 |
| 95 | FAST | 2018 | Rp573.635.923 | Rp320.003.322 | 0,79 |
| 96 | FASW | 2018 | Rp1.733.244.001.462 | Rp1.113.426.743.731 | 0,56 |
| 97 | FINN | 2018 | Rp166.367.186.429 | -Rp236.615.760.135 | -1,70 |
| 98 | FISH | 2018 | Rp1.424.017 | Rp24.419.601 | -0,94 |
| 99 | FMII | 2018 | Rp32.020.108.672 | Rp12.182.400.866 | 1,63 |
| 100 | FORZ | 2018 | -Rp128.654.956.089 | -Rp202.028.339.730 | -0,36 |
| 101 | GAMA | 2018 | Rp43.732.373.007 | -Rp80.194.620.091 | -1,55 |
| 102 | GGRM | 2018 | 11224700 | Rp8.204.579 | 0,37 |
| 103 | GHON | 2018 | -Rp21.709.146 | Rp34.797.237 | -1,62 |
| 104 | GMTD | 2018 | Rp7.853.305.718 | Rp1.877.319.620 | 3,18 |
| 105 | GOOD | 2018 | Rp656.583.909.022 | Rp535.562.596.631 | 0,23 |
| 106 | GPRA | 2018 | Rp11.716.163.726 | Rp9.839.392.834 | 0,19 |
| 107 | GSMF | 2018 | -Rp271.199.311 | Rp10.446.252 | -26,96 |
| 108 | GWSA | 2018 | -Rp145.615.316.186 | -Rp146.717.219.807 | -0,01 |
| 109 | HEAL | 2018 | Rp241.671 | Rp480.785 | -0,50 |
| 110 | HELI | 2018 | Rp11.666.743.641 | Rp46.840.523.919 | -0,75 |
| 111 | HEXA | 2018 | -Rp27.795.514 | Rp58.141.654 | -1,48 |
| 112 | HKMU | 2018 | -Rp271.900.085.503 | Rp45.116.923.883 | -7,03 |
| 113 | HMSP | 2018 | Rp20.193.483 | Rp15.376.315 | 0,31 |
| 114 | HOKI | 2018 | Rp7.395.470.836 | -Rp115.201.632.290 | -1,06 |
| 115 | HRTA | 2018 | -Rp21.877.704.684 | -Rp148.210.309.218 | -0,85 |
| 116 | IBST | 2018 | Rp457.099.424.437 | Rp493.424.971.093 | -0,07 |
| 117 | ICBP | 2018 | Rp4.653.375 | Rp5.174.368 | -0,10 |

| | | | | | |
|-----|------|------|-----------------------------|---------------------------|-------|
| 118 | ICON | 2018 | Rp4.709.558.971 | Rp19.985.491.269 | -0,76 |
| 119 | IDPR | 2018 | Rp122.424.611.690 | Rp208.520.483.197 | -0,41 |
| 120 | IGAR | 2018 | Rp2.010.760.208 | Rp83.727.069.447 | -0,98 |
| 121 | IMJS | 2018 | -Rp2.583.147.619.853 | -Rp957.592.177.109 | 1,70 |
| 122 | INAI | 2018 | Rp132.356.154.811 | Rp51.365.012.507 | 1,58 |
| 123 | INCF | 2018 | Rp20.928.724.987 | Rp54.345.870.983 | -0,61 |
| 124 | INDF | 2018 | Rp5.935.829 | Rp6.507.806 | -0,09 |
| 125 | INDR | 2018 | Rp56.213.067 | Rp71.761.852 | -0,22 |
| 126 | INDS | 2018 | Rp133.733.783.003 | Rp320.252.084.705 | -0,58 |
| 127 | INPP | 2018 | Rp193.103.048.142 | Rp213.416.840.911 | -0,10 |
| 128 | INTP | 2018 | Rp1.984.532 | Rp2.781.805 | -0,29 |
| 129 | IPCC | 2018 | Rp129.624.989 | Rp187.387.982 | -0,31 |
| 130 | ISSP | 2018 | -Rp374.759 | Rp743.427 | -1,50 |
| 131 | JECC | 2018 | Rp7.444.003 | Rp85.948.536 | -0,91 |
| 132 | JHHD | 2018 | Rp385.134.292 | Rp429.287.424 | -0,10 |
| 133 | JKON | 2018 | -Rp178.244.292 | -Rp59.290.375 | 2,01 |
| 134 | JPFA | 2018 | Rp1.840.529 | Rp770.662 | 1,39 |
| 135 | JRPT | 2018 | Rp1.021.941.321 | Rp587.559.175 | 0,74 |
| 136 | JSMR | 2018 | Rp909.813.219 | Rp4.356.185.866 | -0,79 |
| 137 | JSPT | 2018 | Rp364.352.900 | Rp165.401.911 | 1,20 |
| 138 | JTPE | 2018 | Rp154.071.188.313 | Rp128.033.765.711 | 0,20 |
| 139 | KAEF | 2018 | Rp258.254.551.890 | Rp5.241.243.654 | 48,27 |
| 140 | KBLI | 2018 | Rp89.354.164.341 | -Rp65.871.447.329 | -2,36 |
| 141 | KBLM | 2018 | Rp49.396.645.050 | -Rp5.645.375.903 | -9,75 |
| 142 | KPAL | 2018 | -Rp27.270.267.421 | Rp102.798.542.166 | -1,27 |
| 143 | KPIG | 2018 | -Rp87.467.577.111 | -Rp145.077.620.868 | -0,40 |
| 144 | KREN | 2018 | Rp214.503.064.395 | Rp168.726.165.324 | 0,27 |
| 145 | LAND | 2018 | -Rp31.523.629.675 | -Rp28.160.064.400 | 0,12 |
| 146 | LCKM | 2018 | -Rp31.480.788.615 | -Rp17.940.734.428 | 0,75 |
| 147 | LINK | 2018 | Rp1.721.611 | Rp1.547.163 | 0,11 |
| 148 | LMSH | 2018 | -Rp1.984.921.568 | Rp15.388.660.677 | -1,13 |
| 149 | LPCK | 2018 | -Rp475.306 | -Rp3.431.032 | -0,86 |
| 150 | LPGI | 2018 | Rp69.621.811.507 | Rp130.728.318.744 | -0,47 |
| 151 | LPIN | 2018 | -Rp15.037.977.639 | -Rp3.669.565.594 | 3,10 |
| 152 | LPKR | 2018 | -Rp1.955.605 | -Rp4.507.226 | -0,57 |
| 153 | LPPF | 2018 | Rp1.971.466 | Rp2.213.567 | -0,11 |
| 154 | LSIP | 2018 | Rp663.239 | Rp1.261.942 | -0,47 |
| 155 | LTLS | 2018 | Rp97.124 | Rp74.906 | 0,30 |
| 156 | LUCK | 2018 | -Rp30.112.413.319 | -Rp5.362.408.065 | 4,62 |
| 157 | MAIN | 2018 | Rp367.904.123 | Rp265.893.212 | 0,38 |
| 158 | MAPB | 2018 | Rp380.815 | Rp294.488 | 0,29 |

| | | | | | |
|-----|------|------|--------------------|--------------------|--------|
| 159 | MAPI | 2018 | Rp1.583.681 | Rp1.360.141 | 0,16 |
| 160 | MARI | 2018 | Rp18.460.399.445 | Rp12.934.539.172 | 0,43 |
| 161 | MARK | 2018 | Rp50.917.211.634 | Rp46.139.446.815 | 0,10 |
| 162 | MCAS | 2018 | Rp77.473.305.994 | -Rp204.686.192.075 | -1,38 |
| 163 | MDKI | 2018 | Rp29.393 | Rp23.574 | 0,25 |
| 164 | MDLN | 2018 | -Rp681.019.252.601 | Rp685.294.026.813 | -1,99 |
| 165 | MEGA | 2018 | -Rp3.199.929 | Rp5.356.123 | -1,60 |
| 166 | META | 2018 | Rp177.546.850.614 | Rp169.365.902.009 | 0,05 |
| 167 | MFIN | 2018 | -Rp20.766 | Rp710.993 | -1,03 |
| 168 | MFMI | 2018 | Rp48.622.930.677 | Rp46.647.016.741 | 0,04 |
| 169 | MGRO | 2018 | Rp122.943.639.753 | Rp4.837.498.297 | 24,41 |
| 170 | MICE | 2018 | -Rp41.564.156.522 | Rp5.049.117.127 | -9,23 |
| 171 | MIDI | 2018 | Rp869.407 | Rp792.739 | 0,10 |
| 172 | MIKA | 2018 | Rp743.203.517.544 | Rp769.745.377.540 | -0,03 |
| 173 | MINA | 2018 | -Rp67.617.083 | Rp741.835.096 | -1,09 |
| 174 | MKPI | 2018 | Rp773.917.401.605 | Rp494.278.964.207 | 0,57 |
| 175 | MLBI | 2018 | Rp1.412.515 | Rp1.331.611 | 0,06 |
| 176 | MLIA | 2018 | Rp227.388.878 | Rp243.550.943 | -0,07 |
| 177 | MLPT | 2018 | Rp127.022 | Rp199.178 | -0,36 |
| 178 | MMLP | 2018 | Rp136.242.936 | -Rp15.754.298 | -9,65 |
| 179 | MNCN | 2018 | Rp2.007.838 | Rp2.197.773 | -0,09 |
| 180 | MOLI | 2018 | Rp219.820.613 | Rp125.301.664 | 0,75 |
| 181 | MORA | 2018 | Rp981.900.308.515 | Rp125.891.650.814 | 6,80 |
| 182 | MPMX | 2018 | Rp102.235 | Rp388.351 | -0,74 |
| 183 | MPOW | 2018 | Rp18.317.757 | Rp23.143.960 | -0,21 |
| 184 | MREI | 2018 | Rp40.807.954.982 | Rp125.125.448.851 | -0,67 |
| 185 | MSIN | 2018 | -Rp253.905 | Rp51.935 | -5,89 |
| 186 | MTDL | 2018 | Rp348.323 | Rp78.901 | 3,41 |
| 187 | MTLA | 2018 | Rp526.456.489 | Rp78.580.146 | 5,70 |
| 188 | MTPS | 2018 | -Rp13.807.723.221 | -Rp11.443.059.755 | 0,21 |
| 189 | NATO | 2018 | Rp9.014.609.705 | Rp411.343.606 | 20,92 |
| 190 | NELY | 2018 | Rp53.227.499.699 | Rp46.689.475.865 | 0,14 |
| 191 | NFCX | 2018 | -Rp99.310.034.128 | -Rp99.310.034.128 | 0,00 |
| 192 | NICK | 2018 | -Rp11.115.030.670 | -Rp6.377.242.920 | 0,74 |
| 193 | NISP | 2018 | Rp8.319.412 | -Rp397.454 | -21,93 |
| 194 | NRCA | 2018 | -Rp78.264.587.937 | Rp224.101.899.245 | -1,35 |
| 195 | PANI | 2018 | Rp8.635.707.218 | Rp4.574.471.151 | 0,89 |
| 196 | PANS | 2018 | Rp326.215.579.509 | -Rp109.802.668.326 | -3,97 |
| 197 | PBID | 2018 | -Rp259.927.455 | Rp147.174.123 | -2,77 |
| 198 | PBSA | 2018 | Rp29.457.414.953 | Rp217.456.078.645 | -0,86 |
| 199 | PDES | 2018 | Rp17.834.168.982 | Rp71.949.074.561 | -0,75 |

| | | | | | |
|-----|------|------|--------------------|---------------------|-------|
| 200 | PEGE | 2018 | -Rp41.786.026.779 | Rp107.162.797.659 | -1,39 |
| 201 | PEHA | 2018 | -Rp60.779.031 | Rp102.026.324 | -1,60 |
| 202 | PGLI | 2018 | -Rp2.996.935.272 | Rp2.176.872.917 | -2,38 |
| 203 | PICO | 2018 | Rp75.713.565.476 | -Rp42.951.728.636 | -2,76 |
| 204 | PJAA | 2018 | Rp225.955.247.294 | Rp224.409.067.369 | 0,01 |
| 205 | PLIN | 2018 | Rp434.018.835 | Rp387.485.862 | 0,12 |
| 206 | PNBN | 2018 | -Rp8.150.684 | -Rp7.246.387 | 0,12 |
| 207 | PNIN | 2018 | Rp20.810 | -Rp436.096 | -1,05 |
| 208 | PNLF | 2018 | -Rp646 | Rp21.278 | -1,03 |
| 209 | POLA | 2018 | -Rp101.158.882.028 | Rp57.610.139.917 | -2,76 |
| 210 | POLI | 2018 | Rp141.042.940.258 | Rp140.735.672.295 | 0,00 |
| 211 | POLL | 2018 | -Rp337.082.757.341 | -Rp21.002.428.813 | 15,05 |
| 212 | PPRE | 2018 | Rp320.856.099.465 | Rp351.135.293.720 | -0,09 |
| 213 | PPRO | 2018 | Rp77.920.829.002 | Rp67.549.078.307 | 0,15 |
| 214 | PTBA | 2018 | Rp7.867.786 | Rp2.415.444 | 2,26 |
| 215 | PTPP | 2018 | Rp716.128.002.645 | Rp1.462.721.816.743 | -0,51 |
| 216 | PTSP | 2018 | Rp63.069.854 | Rp57.051.249 | 0,11 |
| 217 | PUDP | 2018 | -Rp23.848.927.530 | Rp55.237.701.512 | -1,43 |
| 218 | PWON | 2018 | Rp2.364.842.640 | Rp2.258.239.457 | 0,05 |
| 219 | PYFA | 2018 | Rp4.829.470.105 | Rp20.930.568.344 | -0,77 |
| 220 | PZZA | 2018 | Rp279.493.736.767 | Rp192.866.673.653 | 0,45 |
| 221 | RALS | 2018 | Rp787.153 | Rp851.579 | -0,08 |
| 222 | RANC | 2018 | Rp183.156.837.562 | Rp129.121.141.743 | 0,42 |
| 223 | RBMS | 2018 | Rp49.576.999.283 | Rp18.448.128.330 | 1,69 |
| 224 | RDTX | 2018 | Rp256.245.052.520 | Rp254.500.875.679 | 0,01 |
| 225 | RICY | 2018 | Rp170.012.017.007 | Rp212.819.926.508 | -0,20 |
| 226 | RIMO | 2018 | -Rp716.990.454.999 | Rp97.453.804.968 | -8,36 |
| 227 | RISE | 2018 | -Rp141.417.686.932 | -Rp156.350.389.921 | -0,10 |
| 228 | RODA | 2018 | -Rp129.553.224.774 | -Rp74.609.908.101 | 0,74 |
| 229 | ROTI | 2018 | Rp295.922.456.326 | Rp370.617.213.073 | -0,20 |
| 230 | RUIS | 2018 | Rp23.488.401.524 | Rp31.415.476.036 | -0,25 |
| 231 | SCCO | 2018 | -Rp133.493.168.560 | -Rp70.250.625.762 | 0,90 |
| 232 | SCMA | 2018 | Rp1.687.724.160 | Rp1.248.985.149 | 0,35 |
| 233 | SDPC | 2018 | -Rp126.981.520.345 | -Rp20.717.530.026 | 5,13 |
| 234 | SDRA | 2018 | -Rp4.013.662 | Rp551.804 | -8,27 |
| 235 | SGRO | 2018 | Rp416.237.070 | Rp810.464.371 | -0,49 |
| 236 | SHID | 2018 | Rp3.090.874.603 | Rp49.533.728.753 | -0,94 |
| 237 | SIDO | 2018 | Rp846.389 | Rp640.695 | 0,32 |
| 238 | SILO | 2018 | Rp20.364 | Rp225.781 | -0,91 |
| 239 | SKBM | 2018 | -Rp55.800.390.845 | -Rp98.662.799.904 | -0,43 |
| 240 | SKRN | 2018 | Rp202.038.905.410 | Rp170.655.314.916 | 0,18 |

| | | | | | |
|-----|------|------|--------------------|--------------------|---------|
| 241 | SMAR | 2018 | Rp772.851 | Rp2.346.166 | -0,67 |
| 242 | SMBR | 2018 | Rp64.469.290 | Rp183.236.105 | -0,65 |
| 243 | SMDM | 2018 | -Rp1.723.550.967 | Rp15.842.266.138 | -1,11 |
| 244 | SMGR | 2018 | Rp4.462.460.482 | Rp2.759.935.398 | 0,62 |
| 245 | SMMA | 2018 | -Rp751.267 | -Rp1.081.760 | -0,31 |
| 246 | SMMT | 2018 | Rp53.183.856.754 | -Rp9.463.298.519 | -6,62 |
| 247 | SMRA | 2018 | Rp532.437.613 | -Rp378.919.017 | -2,41 |
| 248 | SMSM | 2018 | Rp542.647 | Rp446.032 | 0,22 |
| 249 | SONA | 2018 | Rp143.850.720.091 | Rp134.300.892.693 | 0,07 |
| 250 | SOSS | 2018 | -Rp27.239.054.054 | Rp27.705.998.002 | -1,98 |
| 251 | SPMA | 2018 | Rp224.285.334.887 | Rp131.771.691.225 | 0,70 |
| 252 | SPTO | 2018 | -Rp19.757.632.580 | Rp108.095.060.858 | -1,18 |
| 253 | SRSN | 2018 | Rp31.387.997 | Rp85.865.101 | -0,63 |
| 254 | SSIA | 2018 | -Rp845.167.380.009 | -Rp265.358.621.580 | 2,19 |
| 255 | SSMS | 2018 | Rp324.498.844 | Rp907.461.958 | -0,64 |
| 256 | STTP | 2018 | Rp245.006.975.842 | Rp301.239.769.296 | -0,19 |
| 257 | SWAT | 2018 | -Rp263.419.427.248 | Rp2.428.610.763 | -109,47 |
| 258 | TALF | 2018 | Rp29.787.392.473 | Rp804.193.508 | 36,04 |
| 259 | TARA | 2018 | -Rp5.250.051.228 | Rp18.048.610.683 | -1,29 |
| 260 | TBIG | 2018 | Rp3.239.952 | Rp3.185.893 | 0,02 |
| 261 | TCID | 2018 | Rp193.367.434.215 | Rp363.708.428.317 | -0,47 |
| 262 | TCPI | 2018 | Rp368.970 | Rp260.187 | 0,42 |
| 263 | TELE | 2018 | Rp632.718 | -Rp686.737 | -1,92 |
| 264 | TGKA | 2018 | -Rp10.364.645.056 | Rp574.701.312.324 | -1,02 |
| 265 | TIFA | 2018 | Rp94.343.549 | -Rp270.795.622 | -1,35 |
| 266 | TINS | 2018 | -Rp1.420.759 | -Rp148.667 | 8,56 |
| 267 | TLKM | 2018 | Rp45.671 | Rp49.405 | -0,08 |
| 268 | TMAS | 2018 | Rp351.598.310.104 | Rp129.911.220.397 | 1,71 |
| 269 | TNCA | 2018 | -Rp2.208.272.813 | -Rp142.430.943 | 14,50 |
| 270 | TOPS | 2018 | -Rp283.368.170.952 | -Rp451.912.317.900 | -0,37 |
| 271 | TOTO | 2018 | Rp356.708.792.806 | Rp421.340.061.708 | -0,15 |
| 272 | TRAM | 2018 | -Rp167.263.428 | -Rp2.103.164.521 | -0,92 |
| 273 | TRIM | 2018 | -Rp229.974.437 | -Rp35.122.078 | 5,55 |
| 274 | TRIS | 2018 | -Rp1.199.892.469 | -Rp22.102.115.178 | -0,95 |
| 275 | TRST | 2018 | Rp118.453.889.096 | Rp229.411.066.077 | -0,48 |
| 276 | TRUK | 2018 | Rp1.787.579.726 | Rp3.788.934.507 | -0,53 |
| 277 | TRUS | 2018 | Rp3.101.339.557 | -Rp24.704.512.854 | -1,13 |
| 278 | TSPC | 2018 | Rp389.088.123.975 | Rp544.164.330.634 | -0,28 |
| 279 | TURI | 2018 | Rp290.205 | Rp221.019 | 0,31 |
| 280 | ULTJ | 2018 | Rp575.823 | Rp1.072.516 | -0,46 |
| 281 | UNTR | 2018 | Rp18.959.739 | Rp11.951.265 | 0,59 |

| | | | | | |
|-----|------|------|-------------------|--------------------|-------|
| 282 | UNVR | 2018 | Rp7.914.537 | Rp7.059.862 | 0,12 |
| 283 | URBN | 2018 | Rp97.963.372.222 | -Rp246.469.612.108 | -1,40 |
| 284 | VICO | 2018 | -Rp1.118.338.554 | Rp1.566.018.538 | -1,71 |
| 285 | VINS | 2018 | -Rp4.719.694.169 | Rp14.185.118.211 | -1,33 |
| 286 | VOKS | 2018 | Rp67.756.473.097 | Rp68.692.517.377 | -0,01 |
| 287 | WEHA | 2018 | Rp36.183.977.698 | Rp48.588.756.634 | -0,26 |
| 288 | WIIM | 2018 | Rp140.978.069.476 | Rp194.599.188.956 | -0,28 |
| 289 | WIKA | 2018 | Rp2.722.531.219 | Rp1.885.252.166 | 0,44 |
| 290 | ZINC | 2018 | Rp90.816.406.568 | Rp32.840.284.907 | 1,77 |
| 291 | ZONE | 2018 | Rp17.731.075.863 | Rp4.211.698.710 | 3,21 |



Lampiran 6

Hasil Perhitungan Variabel X4 (Arus Kas Pendanaan)

| No | KODE | TAHUN | AKDA (t) tahun periode | AKDA (t-1) tahun sebelumnya | Perubahan AKDA |
|----|------|-------|------------------------|-----------------------------|----------------|
| 1 | AALI | 2018 | -Rp609.332 | -Rp1.361.618 | -0,55 |
| 2 | ABDA | 2018 | -Rp55.872.601 | -Rp55.872.601 | 0,00 |
| 3 | ACES | 2018 | -Rp198.587.523.725 | -Rp302.259.178.983 | -0,34 |
| 4 | ACST | 2018 | Rp1.123.060 | Rp1.435.434 | -0,22 |
| 5 | ADES | 2018 | -Rp30.363 | -Rp73.479 | -0,59 |
| 6 | ADHI | 2018 | -Rp2.240.709.597 | Rp4.079.183.303.453 | -1,00 |
| 7 | ADMF | 2018 | Rp269.127 | Rp366.203 | -0,27 |
| 8 | AGII | 2018 | Rp259.233 | Rp39.374 | 5,58 |
| 9 | AGRO | 2018 | Rp1.169.661.139 | Rp1.491.894.028 | -0,22 |
| 10 | AKPI | 2018 | Rp18.556.921 | -Rp158.923.209 | -1,12 |
| 11 | AKRA | 2018 | Rp350.753.571 | -Rp1.111.421.217 | -1,32 |
| 12 | AKSI | 2018 | Rp101.535.306.857 | Rp741.170.943 | 135,99 |
| 13 | ALDO | 2018 | -Rp4.725.125.158 | Rp34.589.987.766 | -1,14 |
| 14 | ALKA | 2018 | -Rp533.881 | Rp9.937.099 | -1,05 |
| 15 | ALMI | 2018 | Rp471.568.493.419 | Rp258.048.210.236 | 0,83 |
| 16 | AMFG | 2018 | Rp1.637.324 | Rp742.946 | 1,20 |
| 17 | AMIN | 2018 | Rp192.258.839 | Rp45.768.630.029 | -1,00 |
| 18 | AMRT | 2018 | -Rp2.932.622 | Rp298.713 | -10,82 |
| 19 | ANTM | 2018 | -Rp619.759.898 | -Rp568.358.413 | 0,09 |
| 20 | APIC | 2018 | Rp36.292.520 | Rp410.066.650 | -0,91 |
| 21 | APLN | 2018 | Rp493.796.839 | Rp2.433.195.369 | -0,80 |
| 22 | ARNA | 2018 | -Rp134.613.286.540 | -Rp116.033.877.723 | 0,16 |
| 23 | ASBI | 2018 | -Rp4.471.892 | -Rp5.192.366 | -0,14 |
| 24 | ASGR | 2018 | -Rp118.121 | -Rp112.558 | 0,05 |
| 25 | ASII | 2018 | -Rp10.384 | -Rp5.278 | 0,97 |
| 26 | ASJT | 2018 | -Rp11.334.000.000 | -Rp7.110.377.381 | 0,59 |
| 27 | ASRI | 2018 | -Rp938.772.517 | -Rp815.944.425 | 0,15 |
| 28 | ATIC | 2018 | Rp347.193.339.769 | Rp7.312.539.265 | 46,48 |
| 29 | AUTO | 2018 | -Rp216.949 | -Rp589.870 | -0,63 |
| 30 | BACA | 2018 | Rp3.063 | Rp242.982 | -0,99 |
| 31 | BALI | 2018 | Rp233.872.238.372 | Rp313.405.544.909 | -0,25 |
| 32 | BBKP | 2018 | Rp285.654 | -Rp1.051.063 | -1,27 |
| 33 | BBLD | 2018 | Rp562.586 | Rp684.229 | -0,18 |
| 34 | BBTN | 2018 | Rp6.598.304 | Rp8.097.145 | -0,19 |
| 35 | BCIP | 2018 | -Rp2.153.425.678 | -Rp3.036.815.247 | -0,29 |

| | | | | | |
|----|------|------|---------------------|--------------------|--------|
| 36 | BDMN | 2018 | -Rp1.025.840 | -Rp1.368.972 | -0,25 |
| 37 | BEEF | 2018 | Rp6.713.742.729 | Rp249.991.448.066 | -0,97 |
| 38 | BELL | 2018 | Rp3.204.149.932 | Rp53.954.707.252 | -0,94 |
| 39 | BEST | 2018 | Rp178.893.844.358 | -Rp231.902.979.719 | -1,77 |
| 40 | BFIN | 2018 | Rp1.054.934 | Rp2.578.259 | -0,59 |
| 41 | BHIT | 2018 | Rp457.160 | Rp587.704 | -0,22 |
| 42 | BIMA | 2018 | -Rp10.121.157.469 | -Rp9.296.732.164 | 0,09 |
| 43 | BIRD | 2018 | -Rp182.426 | -Rp1.233.279 | -0,85 |
| 44 | BISI | 2018 | -Rp250.019 | -Rp214.002 | 0,17 |
| 45 | BJBR | 2018 | Rp2.861.735 | Rp2.168.658 | 0,32 |
| 46 | BJTM | 2018 | -Rp1.229.874 | -Rp315.919 | 2,89 |
| 47 | BKSL | 2018 | Rp497.670.896.649 | Rp605.547.213.729 | -0,18 |
| 48 | BLTZ | 2018 | -Rp92.887.500 | Rp355.077.014 | -1,26 |
| 49 | BMRI | 2018 | Rp17.151.038 | Rp702.143 | 23,43 |
| 50 | BMTR | 2018 | Rp180.640 | Rp66.177 | 1,73 |
| 51 | BNBA | 2018 | -Rp23.100.000.000 | -Rp19.750.500.000 | 0,17 |
| 52 | BNGA | 2018 | -Rp5.146.047 | -Rp87.819 | 57,60 |
| 53 | BNII | 2018 | Rp4.971.056 | Rp1.811.832 | 1,74 |
| 54 | BNLI | 2018 | -Rp2.339.405 | Rp867.649 | -3,70 |
| 55 | BOGA | 2018 | -Rp4.398.473.824 | Rp24.146.952.805 | -1,18 |
| 56 | BOLT | 2018 | -Rp37.250.987.803 | Rp112.768.094.045 | -1,33 |
| 57 | BOSS | 2018 | Rp139.344.130.220 | Rp53.002.369.501 | 1,63 |
| 58 | BPFI | 2018 | Rp127.201.340.317 | Rp165.550.441.421 | -0,23 |
| 59 | BPII | 2018 | -Rp13.250.193.598 | -Rp18.261.709.696 | -0,27 |
| 60 | BPTR | 2018 | -Rp41.232.032.964 | Rp37.560.313.946 | -2,10 |
| 61 | BRIS | 2018 | Rp2.312.192 | -Rp100.000 | -24,12 |
| 62 | BSDE | 2018 | Rp3.362.601.654.947 | Rp595.529.887.165 | 4,65 |
| 63 | BTPN | 2018 | Rp1.505.543 | Rp981.941 | 0,53 |
| 64 | BUDI | 2018 | Rp137.019 | -Rp65.584 | -3,09 |
| 65 | BUKK | 2018 | Rp149.968.242 | -Rp58.037.267 | -3,58 |
| 66 | BVIC | 2018 | Rp450.000.000 | Rp250.000.000 | 0,80 |
| 67 | CAKK | 2018 | Rp23.949.686.087 | -Rp1.105.115.448 | -22,67 |
| 68 | CAMP | 2018 | -Rp260.000.000.000 | -Rp100.000.000.000 | 1,60 |
| 69 | CARS | 2018 | -Rp3.119.733.103 | Rp28.452.735.068 | -1,11 |
| 70 | CASS | 2018 | -Rp58.858.689 | -Rp45.596.414 | 0,29 |
| 71 | CEKA | 2018 | -Rp288.040.195.611 | -Rp160.083.626.261 | 0,80 |
| 72 | CFIN | 2018 | Rp815.216.349 | Rp2.736.401.768 | -0,70 |
| 73 | CINT | 2018 | -Rp8.567.914.867 | Rp10.805.511.380 | -1,79 |
| 74 | CITA | 2018 | -Rp312.131.307.232 | Rp10.120.188.924 | -31,84 |
| 75 | CLEO | 2018 | Rp47.043.984.269 | Rp120.331.571.989 | -0,61 |
| 76 | CLPI | 2018 | -Rp10.526.050.587 | -Rp49.636.035.235 | -0,79 |

| | | | | | |
|-----|------|------|---------------------|---------------------|---------|
| 77 | CMNP | 2018 | Rp1.743.899.197.995 | Rp1.681.632.862.787 | 0,04 |
| 78 | CPIN | 2018 | -Rp2.438.554 | -Rp1.729.859 | 0,41 |
| 79 | CSAP | 2018 | Rp448.169.024 | Rp430.747.322 | 0,04 |
| 80 | CTRA | 2018 | Rp653.258 | Rp1.115.987 | -0,41 |
| 81 | CTTH | 2018 | Rp33.952.394.088 | Rp77.302.546.455 | -0,56 |
| 82 | DART | 2018 | Rp426.373.583 | Rp343.783.061 | 0,24 |
| 83 | DIGI | 2018 | Rp35.518.470.312 | -Rp435.065.654 | -82,64 |
| 84 | DILD | 2018 | Rp563.173.579.217 | Rp858.905.557.752 | -0,34 |
| 85 | DIVA | 2018 | Rp686.081.373.825 | Rp49.706.471.927 | 12,80 |
| 86 | DSNG | 2018 | Rp1.260.576 | -Rp261.036 | -5,83 |
| 87 | DUCK | 2018 | Rp221.173.102.940 | Rp3.704.001.176 | 58,71 |
| 88 | DUTI | 2018 | Rp5.541.392.807 | -Rp104.444.911.173 | -1,05 |
| 89 | DVLA | 2018 | -Rp119.362.345 | -Rp111.592.530 | 0,07 |
| 90 | EKAD | 2018 | -Rp18.995.203.181 | -Rp6.347.595.449 | 1,99 |
| 91 | ELSA | 2018 | Rp37.374 | Rp119.698 | -0,69 |
| 92 | EMDE | 2018 | Rp124.107.672.058 | Rp415.265.266.117 | -0,70 |
| 93 | EPMT | 2018 | -Rp18.959.226.594 | -Rp23.467.374.581 | -0,19 |
| 94 | ESSA | 2018 | Rp75.276.965 | Rp99.870.536 | -0,25 |
| 95 | FAST | 2018 | -Rp65.689.042 | -Rp73.877.127 | -0,11 |
| 96 | FASW | 2018 | -Rp635.973.723.268 | -Rp708.460.433.926 | -0,10 |
| 97 | FINN | 2018 | -Rp168.588.215.865 | Rp244.147.129.248 | -1,69 |
| 98 | FISH | 2018 | Rp80.071.323 | -Rp11.207.784 | -8,14 |
| 99 | FMII | 2018 | Rp112.722.104.488 | Rp39.215.746.353 | 1,87 |
| 100 | FORZ | 2018 | Rp103.233.943.770 | Rp220.647.445.503 | -0,53 |
| 101 | GAMA | 2018 | -Rp43.664.520.144 | Rp64.240.123.876 | -1,68 |
| 102 | GGRM | 2018 | -Rp8.722.387 | -Rp3.480.186 | 1,51 |
| 103 | GHON | 2018 | Rp55.368.144 | Rp64.306.268 | -0,14 |
| 104 | GMTD | 2018 | -Rp2.124.608.000 | -Rp2.541.799.080 | -0,16 |
| 105 | GOOD | 2018 | Rp152.003.679.729 | -Rp120.978.452.524 | -2,26 |
| 106 | GPRA | 2018 | Rp1.956.415.914 | -Rp72.925.209.101 | -1,03 |
| 107 | GSMF | 2018 | Rp240.301.454 | -Rp2.084.131 | -116,30 |
| 108 | GWSA | 2018 | Rp92.562.659.583 | Rp69.264.317.908 | 0,34 |
| 109 | HEAL | 2018 | Rp620.651 | Rp1.100.136 | -0,44 |
| 110 | HELI | 2018 | Rp35.682.281.933 | Rp35.682.281.933 | 0,00 |
| 111 | HEXA | 2018 | Rp17.389.120 | -Rp16.456.432 | -2,06 |
| 112 | HKMU | 2018 | Rp346.544.631.864 | Rp316.255.014.170 | 0,10 |
| 113 | HMSP | 2018 | -Rp12.512.372 | -Rp12.549.712 | 0,00 |
| 114 | HOKI | 2018 | Rp85.481.686.080 | Rp164.730.567.619 | -0,48 |
| 115 | HRTA | 2018 | -Rp46.591.574.400 | Rp234.385.593.257 | -1,20 |
| 116 | IBST | 2018 | Rp483.050.631.876 | -Rp35.984.753.300 | -14,42 |
| 117 | ICBP | 2018 | -Rp4.242.099 | -Rp1.815.525 | 1,34 |

| | | | | | |
|-----|------|------|---------------------|---------------------|--------|
| 118 | ICON | 2018 | -Rp12.433.191.571 | -Rp22.530.214.108 | -0,45 |
| 119 | IDPR | 2018 | -Rp63.030.317.137 | -Rp67.058.919.241 | -0,06 |
| 120 | IGAR | 2018 | -Rp4.751.460.760 | -Rp3.875.637.192 | 0,23 |
| 121 | IMJS | 2018 | Rp2.707.632.256.639 | Rp947.022.184.476 | 1,86 |
| 122 | INAI | 2018 | Rp50.422.696.904 | -Rp37.652.738.326 | -2,34 |
| 123 | INCF | 2018 | -Rp61.195.638.561 | Rp29.216.048.993 | -3,09 |
| 124 | INDF | 2018 | Rp48.125 | -Rp155.600 | -1,31 |
| 125 | INDR | 2018 | -Rp79.962.711 | -Rp59.192.419 | 0,35 |
| 126 | INDS | 2018 | -Rp82.350.530.428 | -Rp230.065.989.081 | -0,64 |
| 127 | INPP | 2018 | Rp55.533.819.484 | Rp566.906.561.863 | -0,90 |
| 128 | INTP | 2018 | -Rp2.578.613 | -Rp3.424.549 | -0,25 |
| 129 | IPCC | 2018 | -Rp696.251.090 | -Rp78.686.006 | 7,85 |
| 130 | ISSP | 2018 | Rp510.393 | -Rp388.857 | -2,31 |
| 131 | JECC | 2018 | Rp85.668.967 | -Rp116.737.156 | -1,73 |
| 132 | JIHD | 2018 | -Rp303.666.241 | -Rp257.352.884 | 0,18 |
| 133 | JKON | 2018 | Rp188.810.055 | Rp4.605.536 | 40,00 |
| 134 | JPFA | 2018 | -Rp227.875 | -Rp467.181 | -0,51 |
| 135 | JRPT | 2018 | -Rp447.363.270 | -Rp25.433.111 | 16,59 |
| 136 | JSMR | 2018 | Rp6.214.162.029 | Rp11.185.412.771 | -0,44 |
| 137 | JSPT | 2018 | Rp338.831.842 | Rp26.957.598 | 11,57 |
| 138 | JTPE | 2018 | -Rp102.073.212.738 | -Rp110.157.971.698 | -0,07 |
| 139 | KAEF | 2018 | Rp1.842.183.896.315 | Rp1.146.948.510.723 | 0,61 |
| 140 | KBLI | 2018 | -Rp85.200.378.919 | Rp112.731.609.296 | -1,76 |
| 141 | KBLM | 2018 | -Rp110.438.234.660 | Rp65.620.052.085 | -2,68 |
| 142 | KPAL | 2018 | -Rp7.765.128.119 | Rp83.019.954.946 | -1,09 |
| 143 | KPIG | 2018 | Rp1.372.457.017.361 | Rp957.895.502.815 | 0,43 |
| 144 | KREN | 2018 | Rp632.224.628.588 | Rp267.725.876.103 | 1,36 |
| 145 | LAND | 2018 | Rp257.000.071.215 | Rp32.304.970.136 | 6,96 |
| 146 | LCKM | 2018 | Rp55.241.963.117 | Rp42.116.820.738 | 0,31 |
| 147 | LINK | 2018 | -Rp771.950 | -Rp357.712 | 1,16 |
| 148 | LMSH | 2018 | -Rp4.351.894.750 | -Rp3.899.656.250 | 0,12 |
| 149 | LPCK | 2018 | Rp342.752 | Rp3.368.608 | -0,90 |
| 150 | LPGI | 2018 | -Rp51.732.360.000 | -Rp65.487.675.000 | -0,21 |
| 151 | LPIN | 2018 | Rp54.315.431.728 | -Rp63.897.890.666 | -1,85 |
| 152 | LPKR | 2018 | Rp547.476 | Rp5.864.108 | -0,91 |
| 153 | LPPF | 2018 | -Rp1.681.134 | -Rp1.429.497 | 0,18 |
| 154 | LSIP | 2018 | -Rp318.310 | -Rp524.941 | -0,39 |
| 155 | LTLS | 2018 | -Rp13.751 | Rp113.434 | -1,12 |
| 156 | LUCK | 2018 | Rp58.438.794.724 | -Rp1.547.321.937 | -38,77 |
| 157 | MAIN | 2018 | -Rp14.678.719 | Rp171.760.804 | -1,09 |
| 158 | MAPB | 2018 | -Rp31.302 | Rp9.340 | -4,35 |

| | | | | | |
|-----|------|------|---------------------|---------------------|---------|
| 159 | MAPI | 2018 | -Rp396.702 | -Rp523.749 | -0,24 |
| 160 | MARI | 2018 | -Rp2.221.057.622 | Rp22.113.025.792 | -1,10 |
| 161 | MARK | 2018 | Rp6.808.464.534 | -Rp9.612.653.004 | -1,71 |
| 162 | MCAS | 2018 | Rp395.933.523.887 | Rp424.646.584.962 | -0,07 |
| 163 | MDKI | 2018 | -Rp22.330 | Rp137.985 | -1,16 |
| 164 | MDLN | 2018 | Rp376.335.166.840 | Rp68.590.190.020 | 4,49 |
| 165 | MEGA | 2018 | -Rp793.800 | -Rp982.175 | -0,19 |
| 166 | META | 2018 | -Rp75.705.081.924 | -Rp81.347.358.513 | -0,07 |
| 167 | MFIN | 2018 | Rp58.650 | -Rp674.926 | -1,09 |
| 168 | MFMI | 2018 | -Rp7.459.130.961 | Rp658.915.674 | -12,32 |
| 169 | MGRO | 2018 | Rp35.009.385.203 | -Rp2.527.538.900 | -14,85 |
| 170 | MICE | 2018 | Rp65.523.999.564 | -Rp26.944.119.292 | -3,43 |
| 171 | MIDI | 2018 | -Rp444.862 | Rp100.392 | -5,43 |
| 172 | MIKA | 2018 | -Rp347.059.753.483 | -Rp621.612.672.503 | -0,44 |
| 173 | MINA | 2018 | -Rp229.653.157 | Rp24.531.254.808 | -1,01 |
| 174 | MKPI | 2018 | -Rp401.491.530.704 | -Rp216.432.374.136 | 0,86 |
| 175 | MLBI | 2018 | -Rp1.051.756 | -Rp1.173.439 | -0,10 |
| 176 | MLIA | 2018 | -Rp54.569.075 | -Rp485.714.780 | -0,89 |
| 177 | MLPT | 2018 | -Rp38.311 | -Rp67.711 | -0,43 |
| 178 | MMLP | 2018 | Rp399.066.847 | Rp1.105.014.089 | -0,64 |
| 179 | MNCN | 2018 | -Rp131.119 | -Rp1.501.353 | -0,91 |
| 180 | MOLI | 2018 | Rp289.012.396 | -Rp5.920.793 | -49,81 |
| 181 | MORA | 2018 | Rp1.190.269.388.801 | Rp3.865.694.367.478 | -0,69 |
| 182 | MPMX | 2018 | -Rp2.927.155 | -Rp669.178 | 3,37 |
| 183 | MPOW | 2018 | -Rp17.759.478 | -Rp21.030.165 | -0,16 |
| 184 | MREI | 2018 | -Rp28.291.292.960 | Rp444.733.441.421 | -1,06 |
| 185 | MSIN | 2018 | Rp1.201.594 | -Rp4.050 | -297,69 |
| 186 | MTDL | 2018 | -Rp93.212 | -Rp463 | 200,32 |
| 187 | MTLA | 2018 | -Rp259.424.044 | Rp365.466.746 | -1,71 |
| 188 | MTPS | 2018 | Rp9.607.131.639 | Rp11.212.728.776 | -0,14 |
| 189 | NATO | 2018 | -Rp17.044.979.670 | -Rp72.369.981.796 | -0,76 |
| 190 | NELY | 2018 | -Rp1.196.950.068 | -Rp20.977.170.030 | -0,94 |
| 191 | NFCX | 2018 | Rp327.098.647.105 | Rp30.445.000.000 | 9,74 |
| 192 | NICK | 2018 | Rp37.808.775.999 | Rp20.000.000.000 | 0,89 |
| 193 | NISP | 2018 | Rp336.533 | Rp1.363.851 | -0,75 |
| 194 | NRCA | 2018 | -Rp88.971.730.310 | -Rp83.172.302.496 | 0,07 |
| 195 | PANI | 2018 | Rp48.416.308 | Rp5.823.983.184 | -0,99 |
| 196 | PANS | 2018 | -Rp324.406.708.000 | Rp119.175.438.000 | -3,72 |
| 197 | PBID | 2018 | Rp83.361.527 | Rp145.435.312 | -0,43 |
| 198 | PBSA | 2018 | -Rp120.000.000.000 | -Rp29.750.000.000 | 3,03 |
| 199 | PDES | 2018 | -Rp9.476.963.352 | -Rp1.453.657.526 | 5,52 |

| | | | | | |
|-----|------|------|---------------------|---------------------|---------|
| 200 | PEGE | 2018 | Rp205.422.736.560 | -Rp7.083.542.640 | -30,00 |
| 201 | PEHA | 2018 | Rp436.760.483 | Rp63.127.921 | 5,92 |
| 202 | PGLI | 2018 | Rp2.689.469.091 | -Rp11.446.847 | -235,95 |
| 203 | PICO | 2018 | Rp44.900.996.917 | Rp36.016.439.291 | 0,25 |
| 204 | PJAA | 2018 | Rp414.549.883.441 | -Rp189.599.999.938 | -3,19 |
| 205 | PLIN | 2018 | -Rp17.467.875 | -Rp335.516.009 | -0,95 |
| 206 | PNBN | 2018 | Rp6.759.506 | -Rp1.128.910 | -6,99 |
| 207 | PNIN | 2018 | -Rp149.400 | -Rp98.167 | 0,52 |
| 208 | PNLF | 2018 | Rp224.118 | Rp147.505 | 0,52 |
| 209 | POLA | 2018 | Rp136.330.956.292 | Rp13.538.471.494 | 9,07 |
| 210 | POLI | 2018 | -Rp89.518.486.892 | -Rp61.408.090.874 | 0,46 |
| 211 | POLL | 2018 | Rp1.531.736.902.191 | Rp357.147.902.950 | 3,29 |
| 212 | PPRE | 2018 | Rp137.895.037.324 | Rp2.211.455.178.211 | -0,94 |
| 213 | PPRO | 2018 | Rp1.277.063.115.188 | Rp2.713.353.437.545 | -0,53 |
| 214 | PTBA | 2018 | -Rp3.585.132 | -Rp2.006.843 | 0,79 |
| 215 | PTPP | 2018 | Rp2.542.395.622.901 | Rp2.695.858.445.661 | -0,06 |
| 216 | PTSP | 2018 | -Rp30.820.700 | -Rp12.924.286 | 1,38 |
| 217 | PUDP | 2018 | Rp28.781.996.686 | -Rp52.736.045.335 | -1,55 |
| 218 | PWON | 2018 | -Rp488.677.794 | -Rp405.538.634 | 0,21 |
| 219 | PYFA | 2018 | Rp16.252.943.731 | -Rp19.328.845.407 | -1,84 |
| 220 | PZZA | 2018 | Rp348.443.833.549 | Rp76.618.602.002 | 3,55 |
| 221 | RALS | 2018 | -Rp268.913 | -Rp242.021 | 0,11 |
| 222 | RANC | 2018 | -Rp13.909.290.398 | -Rp17.842.593.842 | -0,22 |
| 223 | RBMS | 2018 | Rp357.182.832.305 | Rp11.143.857.626 | 31,05 |
| 224 | RDTX | 2018 | -Rp13.429.995.728 | -Rp23.469.557.223 | -0,43 |
| 225 | RICY | 2018 | -Rp81.858.602.324 | -Rp165.453.904.331 | -0,51 |
| 226 | RIMO | 2018 | Rp525.632.307.104 | Rp244.215.641.966 | 1,15 |
| 227 | RISE | 2018 | Rp380.674.235.777 | Rp223.494.606.256 | 0,70 |
| 228 | RODA | 2018 | Rp107.774.338.088 | Rp47.425.575.067 | 1,27 |
| 229 | ROTI | 2018 | -Rp543.604.133.261 | Rp1.282.056.152.415 | -1,42 |
| 230 | RUIS | 2018 | -Rp6.778.163.662 | -Rp10.336.300.795 | -0,34 |
| 231 | SCCO | 2018 | -Rp223.634.281.299 | -Rp52.291.861.490 | 3,28 |
| 232 | SCMA | 2018 | -Rp854.952.228 | -Rp998.668.186 | -0,14 |
| 233 | SDPC | 2018 | Rp114.150.919.176 | Rp104.185.617.118 | 0,10 |
| 234 | SDRA | 2018 | Rp2.611.561 | Rp1.447.100 | 0,80 |
| 235 | SGRO | 2018 | Rp134.906.599 | -Rp585.495.488 | -1,23 |
| 236 | SHID | 2018 | Rp10.177.175.248 | Rp10.177.175.248 | 0,00 |
| 237 | SIDO | 2018 | -Rp653.919 | -Rp384.739 | 0,70 |
| 238 | SILO | 2018 | Rp25.640 | Rp3.040.021 | -0,99 |
| 239 | SKBM | 2018 | Rp110.674.969.291 | Rp608.451.943.359 | -0,82 |
| 240 | SKRN | 2018 | Rp66.865.639.033 | -Rp266.095.932.951 | -1,25 |

| | | | | | |
|-----|------|------|--------------------|--------------------|--------|
| 241 | SMAR | 2018 | Rp463.011 | Rp786.687 | -0,41 |
| 242 | SMBR | 2018 | Rp253.868.233 | Rp366.854.111 | -0,31 |
| 243 | SMDM | 2018 | Rp5.230.007.617 | -Rp14.730.718.738 | -1,36 |
| 244 | SMGR | 2018 | -Rp1.064.937.730 | Rp1.533.416.507 | -1,69 |
| 245 | SMMA | 2018 | Rp406.514 | Rp1.364.236 | -0,70 |
| 246 | SMMT | 2018 | -Rp6.550.122.497 | Rp4.111.873.578 | -2,59 |
| 247 | SMRA | 2018 | Rp519.598.429 | Rp256.288.732 | 1,03 |
| 248 | SMSM | 2018 | -Rp353.900 | -Rp369.865 | -0,04 |
| 249 | SONA | 2018 | -Rp52.138.062.000 | -Rp47.556.261.906 | 0,10 |
| 250 | SOSS | 2018 | Rp26.076.784.296 | -Rp17.654.501.954 | -2,48 |
| 251 | SPMA | 2018 | -Rp54.296.739.529 | -Rp123.453.096.169 | -0,56 |
| 252 | SPTO | 2018 | Rp340.247.552.431 | Rp372.592.330.866 | -0,09 |
| 253 | SRSN | 2018 | -Rp29.240.852 | -Rp78.479.481 | -0,63 |
| 254 | SSIA | 2018 | -Rp927.385.702.397 | -Rp280.383.751.018 | 2,31 |
| 255 | SSMS | 2018 | Rp731.205.397 | Rp1.473.096.220 | -0,50 |
| 256 | STTP | 2018 | -Rp26.261.229.113 | -Rp263.419.427.248 | -0,90 |
| 257 | SWAT | 2018 | Rp160.836.296.509 | Rp148.892.646.012 | 0,08 |
| 258 | TALF | 2018 | -Rp4.060.305.000 | -Rp9.296.929.782 | -0,56 |
| 259 | TARA | 2018 | -Rp105.704.478.646 | Rp9.822.985.908 | -11,76 |
| 260 | TBIG | 2018 | -Rp1.229.193 | -Rp1.355.114 | -0,09 |
| 261 | TCID | 2018 | -Rp82.362.154.537 | -Rp82.388.650.104 | 0,00 |
| 262 | TCPI | 2018 | Rp132.529 | -Rp172.592 | -1,77 |
| 263 | TELE | 2018 | -Rp1.142.332 | Rp480.940 | -3,38 |
| 264 | TGKA | 2018 | Rp55.629.681.450 | -Rp577.681.205.659 | -1,10 |
| 265 | TIFA | 2018 | -Rp65.215.127 | Rp253.650.779 | -1,26 |
| 266 | TINS | 2018 | Rp2.081.111 | Rp1.754.781 | 0,19 |
| 267 | TLKM | 2018 | -Rp18.458 | -Rp21.052 | -0,12 |
| 268 | TMAS | 2018 | -Rp298.502.187.661 | Rp50.384.817.440 | -6,92 |
| 269 | TNCA | 2018 | Rp26.686.814.143 | Rp7.910.439.813 | 2,37 |
| 270 | TOPS | 2018 | Rp161.623.484.184 | Rp684.408.114.718 | -0,76 |
| 271 | TOTO | 2018 | -Rp251.357.165.434 | -Rp138.074.843.997 | 0,82 |
| 272 | TRAM | 2018 | -Rp3.140.675.022 | Rp8.503.751.296 | -1,37 |
| 273 | TRIM | 2018 | Rp74.102.604 | Rp154.332.764 | -0,52 |
| 274 | TRIS | 2018 | Rp19.671.040.041 | -Rp1.174.490.482 | -17,75 |
| 275 | TRST | 2018 | Rp331.108.037.819 | -Rp30.037.577.174 | -12,02 |
| 276 | TRUK | 2018 | Rp26.420.014.191 | Rp25.861.274.026 | 0,02 |
| 277 | TRUS | 2018 | Rp7.767.150.342 | -Rp3.489.713.933 | -3,23 |
| 278 | TSPC | 2018 | -Rp59.827.253.135 | -Rp11.619.328.477 | 4,15 |
| 279 | TURI | 2018 | -Rp67.399 | Rp28.366 | -3,38 |
| 280 | ULTJ | 2018 | -Rp162.727 | -Rp73.801 | 1,20 |
| 281 | UNTR | 2018 | Rp1.120.862 | Rp300.175 | 2,73 |

| | | | | | |
|-----|------|------|-------------------|--------------------|--------|
| 282 | UNVR | 2018 | -Rp9.916.201 | -Rp5.437.015 | 0,82 |
| 283 | URBN | 2018 | Rp131.526.202.584 | Rp854.758.246.580 | -0,85 |
| 284 | VICO | 2018 | Rp343.870.533 | Rp160.327.118 | 1,14 |
| 285 | VINS | 2018 | -Rp2.169.994.322 | Rp184.404.000 | -12,77 |
| 286 | VOKS | 2018 | Rp194.923.633.111 | Rp54.915.686.776 | 2,55 |
| 287 | WEHA | 2018 | -Rp22.048.820.424 | -Rp128.512.892.443 | -0,83 |
| 288 | WIIM | 2018 | -Rp54.080.003.406 | -Rp169.936.348.489 | -0,68 |
| 289 | WIKA | 2018 | Rp4.876.802.750 | Rp2.727.823.454 | 0,79 |
| 290 | ZINC | 2018 | Rp138.344.305.504 | Rp61.064.169.720 | 1,27 |
| 291 | ZONE | 2018 | Rp39.937.253.186 | Rp4.767.161.667 | 7,38 |



Lampiran 7

Hasil Perhitungan Variabel Y

| No. | Kode Emiten | Tahun | a (CAR/ARit) | a = b-c | b | c |
|-----|-------------|-------|------------------------------------|---------|-------|-------|
| | | | <i>Cummulative Abnormal Return</i> | ARit | Rit | Rmit |
| 1 | AALI | 2018 | -0,02 | -0,02 | 0,00 | 0,01 |
| 2 | ABDA | 2018 | -0,07 | -0,07 | -0,07 | 0,00 |
| 3 | ACES | 2018 | -0,09 | -0,09 | -0,10 | -0,01 |
| 4 | ACST | 2018 | -0,02 | -0,02 | -0,03 | -0,01 |
| 5 | ADES | 2018 | 0,01 | 0,01 | 0,02 | 0,01 |
| 6 | ADHI | 2018 | 0,01 | 0,01 | 0,00 | -0,02 |
| 7 | ADMF | 2018 | 0,03 | 0,03 | 0,04 | 0,01 |
| 8 | AGII | 2018 | -0,01 | -0,01 | -0,03 | -0,01 |
| 9 | AGRO | 2018 | -0,02 | -0,02 | -0,03 | -0,02 |
| 10 | AKPI | 2018 | -0,02 | -0,02 | -0,03 | -0,01 |
| 11 | AKRA | 2018 | -0,07 | -0,07 | -0,06 | 0,01 |
| 12 | AKSI | 2018 | -0,05 | -0,05 | -0,03 | 0,02 |
| 13 | ALDO | 2018 | 0,18 | 0,18 | 0,16 | -0,02 |
| 14 | ALKA | 2018 | 0,03 | 0,03 | 0,03 | 0,00 |
| 15 | ALMI | 2018 | 0,10 | 0,10 | 0,10 | 0,00 |
| 16 | AMFG | 2018 | 0,03 | 0,03 | 0,04 | 0,01 |
| 17 | AMIN | 2018 | 0,04 | 0,04 | 0,03 | -0,01 |
| 18 | AMRT | 2018 | -0,06 | -0,06 | -0,06 | 0,01 |
| 19 | ANTM | 2018 | 0,00 | 0,00 | -0,02 | -0,02 |
| 20 | APIC | 2018 | 0,08 | 0,08 | 0,07 | -0,01 |
| 21 | APLN | 2018 | -0,09 | -0,09 | -0,10 | -0,01 |
| 22 | ARNA | 2018 | 0,07 | 0,07 | 0,07 | -0,01 |
| 23 | ASBI | 2018 | 0,01 | 0,01 | 0,01 | 0,00 |
| 24 | ASGR | 2018 | -0,02 | -0,02 | 0,00 | 0,01 |
| 25 | ASII | 2018 | -0,07 | -0,07 | -0,07 | -0,01 |
| 26 | ASJT | 2018 | 0,00 | 0,00 | 0,02 | 0,01 |
| 27 | ASRI | 2018 | 0,02 | 0,02 | 0,04 | 0,02 |
| 28 | ATIC | 2018 | -0,20 | -0,20 | -0,20 | 0,00 |
| 29 | AUTO | 2018 | -0,04 | -0,04 | -0,03 | 0,01 |
| 30 | BACA | 2018 | 0,08 | 0,08 | 0,07 | -0,01 |
| 31 | BALI | 2018 | 0,36 | 0,36 | 0,38 | 0,01 |

| | | | | | | |
|----|------|------|-------|-------|-------|-------|
| 32 | BBKP | 2018 | -0,10 | -0,10 | -0,09 | 0,01 |
| 33 | BBLD | 2018 | 0,05 | 0,05 | 0,04 | -0,01 |
| 34 | BBTN | 2018 | -0,01 | -0,01 | 0,00 | 0,01 |
| 35 | BCIP | 2018 | -0,07 | -0,07 | -0,06 | 0,01 |
| 36 | BDMN | 2018 | -0,02 | -0,02 | 0,00 | 0,02 |
| 37 | BEEF | 2018 | 0,09 | 0,09 | 0,08 | 0,00 |
| 38 | BELL | 2018 | 0,05 | 0,05 | 0,04 | -0,01 |
| 39 | BEST | 2018 | 0,00 | 0,00 | 0,02 | 0,02 |
| 40 | BFIN | 2018 | 0,00 | 0,00 | 0,01 | 0,01 |
| 41 | BHIT | 2018 | -0,02 | -0,02 | -0,02 | 0,00 |
| 42 | BIMA | 2018 | -0,01 | -0,01 | 0,00 | 0,01 |
| 43 | BIRD | 2018 | 0,10 | 0,10 | 0,10 | 0,00 |
| 44 | BISI | 2018 | 0,03 | 0,03 | 0,04 | 0,01 |
| 45 | BJBR | 2018 | -0,02 | -0,02 | -0,03 | -0,01 |
| 46 | BJTM | 2018 | -0,01 | -0,01 | 0,01 | 0,01 |
| 47 | BKSL | 2018 | -0,07 | -0,07 | -0,07 | 0,00 |
| 48 | BLTZ | 2018 | -0,01 | -0,01 | 0,00 | 0,01 |
| 49 | BMRI | 2018 | -0,02 | -0,02 | -0,01 | 0,01 |
| 50 | BMTR | 2018 | -0,01 | -0,01 | 0,01 | 0,02 |
| 51 | BNBA | 2018 | -0,02 | -0,02 | -0,03 | -0,01 |
| 52 | BNGA | 2018 | 0,15 | 0,15 | 0,14 | -0,01 |
| 53 | BNII | 2018 | 0,05 | 0,05 | 0,05 | 0,00 |
| 54 | BNLI | 2018 | -0,08 | -0,08 | -0,07 | 0,01 |
| 55 | BOGA | 2018 | 0,03 | 0,03 | 0,01 | -0,01 |
| 56 | BOLT | 2018 | -0,03 | -0,03 | -0,02 | 0,01 |
| 57 | BOSS | 2018 | -0,07 | -0,07 | -0,08 | -0,01 |
| 58 | BPFI | 2018 | 0,10 | 0,10 | 0,08 | -0,02 |
| 59 | BPII | 2018 | 0,09 | 0,09 | 0,08 | -0,01 |
| 60 | BPTR | 2018 | 0,07 | 0,07 | 0,06 | -0,01 |
| 61 | BRIS | 2018 | -0,01 | -0,01 | 0,01 | 0,02 |
| 62 | BSDE | 2018 | -0,01 | -0,01 | 0,00 | 0,01 |
| 63 | BTPN | 2018 | 0,02 | 0,02 | 0,03 | 0,01 |
| 64 | BUDI | 2018 | -0,03 | -0,03 | -0,03 | 0,00 |
| 65 | BUKK | 2018 | -0,02 | -0,02 | -0,03 | -0,01 |
| 66 | BVIC | 2018 | -0,01 | -0,01 | -0,01 | 0,00 |
| 67 | CAKK | 2018 | 0,13 | 0,13 | 0,13 | -0,01 |
| 68 | CAMP | 2018 | -0,05 | -0,05 | -0,04 | 0,01 |
| 69 | CARS | 2018 | 0,02 | 0,02 | 0,01 | -0,01 |
| 70 | CASS | 2018 | 0,09 | 0,09 | 0,03 | -0,06 |
| 71 | CEKA | 2018 | 0,07 | 0,07 | 0,08 | 0,01 |
| 72 | CFIN | 2018 | 0,05 | 0,05 | 0,06 | 0,01 |

| | | | | | | |
|-----|------|------|-------|-------|-------|-------|
| 73 | CINT | 2018 | 0,00 | 0,00 | 0,01 | 0,01 |
| 74 | CITA | 2018 | -0,02 | -0,02 | -0,03 | -0,01 |
| 75 | CLEO | 2018 | -0,02 | -0,02 | -0,03 | -0,01 |
| 76 | CLPI | 2018 | -0,02 | -0,02 | -0,03 | 0,00 |
| 77 | CMNP | 2018 | 0,02 | 0,02 | 0,03 | 0,01 |
| 78 | CPIN | 2018 | -0,12 | -0,12 | -0,11 | 0,01 |
| 79 | CSAP | 2018 | 0,17 | 0,17 | 0,15 | -0,01 |
| 80 | CTRA | 2018 | 0,14 | 0,14 | 0,13 | 0,00 |
| 81 | CTTH | 2018 | 0,00 | 0,00 | 0,02 | 0,02 |
| 82 | DART | 2018 | -0,01 | -0,01 | -0,02 | -0,01 |
| 83 | DIGI | 2018 | 0,00 | 0,00 | 0,00 | 0,00 |
| 84 | DILD | 2018 | -0,03 | -0,03 | -0,04 | -0,01 |
| 85 | DIVA | 2018 | -0,04 | -0,04 | -0,03 | 0,01 |
| 86 | DSNG | 2018 | 0,00 | 0,00 | -0,01 | -0,01 |
| 87 | DUCK | 2018 | -0,05 | -0,05 | -0,04 | 0,01 |
| 88 | DUTI | 2018 | -0,02 | -0,02 | -0,02 | 0,01 |
| 89 | DVLA | 2018 | -0,01 | -0,01 | -0,02 | -0,01 |
| 90 | EKAD | 2018 | -0,03 | -0,03 | -0,02 | 0,01 |
| 91 | ELSA | 2018 | -0,01 | -0,01 | 0,00 | 0,01 |
| 92 | EMDE | 2018 | 0,04 | 0,04 | 0,03 | -0,01 |
| 93 | EPMT | 2018 | 0,02 | 0,02 | 0,01 | -0,01 |
| 94 | ESSA | 2018 | 0,02 | 0,02 | 0,03 | 0,01 |
| 95 | FAST | 2018 | 0,12 | 0,12 | 0,13 | 0,02 |
| 96 | FASW | 2018 | 0,09 | 0,09 | 0,07 | -0,02 |
| 97 | FINN | 2018 | -0,04 | -0,04 | -0,04 | 0,00 |
| 98 | FISH | 2018 | 0,03 | 0,03 | 0,02 | -0,01 |
| 99 | FMII | 2018 | -0,01 | -0,01 | -0,02 | -0,01 |
| 100 | FORZ | 2018 | 0,04 | 0,04 | 0,03 | -0,01 |
| 101 | GAMA | 2018 | -0,41 | -0,41 | -0,40 | 0,01 |
| 102 | GGRM | 2018 | -0,03 | -0,03 | -0,02 | 0,02 |
| 103 | GHON | 2018 | 0,02 | 0,02 | 0,02 | 0,00 |
| 104 | GMTD | 2018 | 0,01 | 0,01 | 0,00 | -0,01 |
| 105 | GOOD | 2018 | 0,00 | 0,00 | -0,01 | -0,01 |
| 106 | GPRA | 2018 | -0,02 | -0,02 | -0,02 | 0,00 |
| 107 | GSMF | 2018 | -0,06 | -0,06 | -0,04 | 0,01 |
| 108 | GWSA | 2018 | 0,05 | 0,05 | 0,04 | -0,01 |
| 109 | HEAL | 2018 | -0,05 | -0,05 | -0,03 | 0,01 |
| 110 | HELI | 2018 | 0,05 | 0,05 | 0,04 | -0,01 |
| 111 | HEXA | 2018 | 0,03 | 0,03 | 0,03 | 0,00 |
| 112 | HKMU | 2018 | 0,01 | 0,01 | -0,01 | -0,01 |
| 113 | HMSP | 2018 | 0,00 | 0,00 | 0,00 | 0,00 |

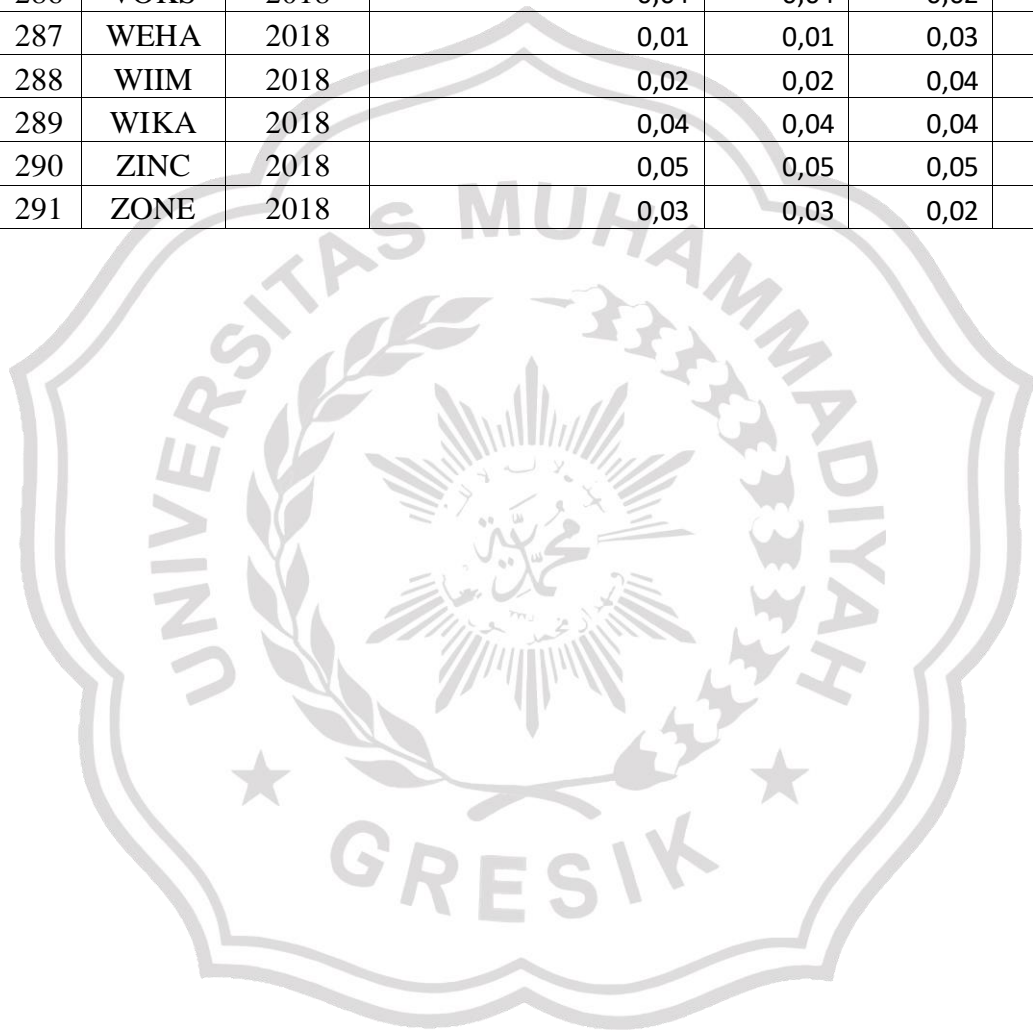
| | | | | | | |
|-----|------|------|-------|-------|-------|-------|
| 114 | HOKI | 2018 | -0,03 | -0,03 | -0,02 | 0,02 |
| 115 | HRTA | 2018 | -0,03 | -0,03 | -0,03 | 0,00 |
| 116 | IBST | 2018 | -0,01 | -0,01 | 0,00 | 0,01 |
| 117 | ICBP | 2018 | -0,02 | -0,02 | 0,00 | 0,03 |
| 118 | ICON | 2018 | -0,01 | -0,01 | -0,01 | 0,00 |
| 119 | IDPR | 2018 | -0,32 | -0,32 | -0,32 | 0,00 |
| 120 | IGAR | 2018 | -0,07 | -0,07 | -0,08 | 0,00 |
| 121 | IMJS | 2018 | 0,02 | 0,02 | 0,04 | 0,02 |
| 122 | INAI | 2018 | 0,00 | 0,00 | -0,01 | -0,01 |
| 123 | INCF | 2018 | -0,48 | -0,48 | -0,50 | -0,03 |
| 124 | INDF | 2018 | -0,01 | -0,01 | 0,02 | 0,03 |
| 125 | INDR | 2018 | -0,10 | -0,10 | -0,09 | 0,02 |
| 126 | INDS | 2018 | -0,02 | -0,02 | 0,00 | 0,02 |
| 127 | INPP | 2018 | 0,13 | 0,13 | 0,15 | 0,02 |
| 128 | INTP | 2018 | 0,10 | 0,10 | 0,12 | 0,03 |
| 129 | IPCC | 2018 | -0,05 | -0,05 | -0,05 | 0,00 |
| 130 | ISSP | 2018 | -0,01 | -0,01 | 0,01 | 0,02 |
| 131 | JECC | 2018 | 0,00 | 0,00 | 0,00 | 0,00 |
| 132 | JHHD | 2018 | 0,01 | 0,01 | -0,01 | -0,01 |
| 133 | JKON | 2018 | 0,01 | 0,01 | 0,00 | -0,01 |
| 134 | JPFA | 2018 | 0,01 | 0,01 | -0,01 | -0,02 |
| 135 | JRPT | 2018 | -0,03 | -0,03 | -0,03 | 0,00 |
| 136 | JSMR | 2018 | -0,03 | -0,03 | -0,04 | -0,01 |
| 137 | JSPT | 2018 | 0,01 | 0,01 | 0,00 | -0,01 |
| 138 | JTPE | 2018 | -0,02 | -0,02 | -0,04 | -0,01 |
| 139 | KAEF | 2018 | 0,05 | 0,05 | 0,06 | 0,01 |
| 140 | KBLI | 2018 | -0,08 | -0,08 | -0,09 | 0,00 |
| 141 | KBLM | 2018 | -0,04 | -0,04 | -0,02 | 0,02 |
| 142 | KPAL | 2018 | -0,04 | -0,04 | -0,04 | 0,00 |
| 143 | KPIG | 2018 | -0,01 | -0,01 | -0,01 | 0,00 |
| 144 | KREN | 2018 | 0,01 | 0,01 | -0,01 | -0,01 |
| 145 | LAND | 2018 | 0,02 | 0,02 | 0,01 | -0,01 |
| 146 | LCKM | 2018 | 0,02 | 0,02 | 0,01 | 0,00 |
| 147 | LINK | 2018 | 0,03 | 0,03 | 0,02 | -0,01 |
| 148 | LMSH | 2018 | -0,04 | -0,04 | -0,02 | 0,02 |
| 149 | LPCK | 2018 | -0,08 | -0,08 | -0,10 | -0,02 |
| 150 | LPGI | 2018 | -0,23 | -0,23 | -0,23 | -0,01 |
| 151 | LPIN | 2018 | 0,03 | 0,03 | 0,04 | 0,01 |
| 152 | LPKR | 2018 | -0,05 | -0,05 | -0,07 | -0,02 |
| 153 | LPPF | 2018 | 0,01 | 0,01 | 0,00 | 0,00 |
| 154 | LSIP | 2018 | -0,09 | -0,09 | -0,07 | 0,02 |

| | | | | | | |
|-----|------|------|-------|-------|-------|-------|
| 155 | LTLS | 2018 | 0,04 | 0,04 | 0,02 | -0,01 |
| 156 | LUCK | 2018 | -0,10 | -0,10 | -0,10 | 0,00 |
| 157 | MAIN | 2018 | -0,23 | -0,23 | -0,22 | 0,01 |
| 158 | MAPB | 2018 | -0,06 | -0,06 | -0,07 | -0,01 |
| 159 | MAPI | 2018 | -0,08 | -0,08 | -0,08 | 0,00 |
| 160 | MARI | 2018 | -0,04 | -0,04 | -0,02 | 0,02 |
| 161 | MARK | 2018 | -0,03 | -0,03 | -0,02 | 0,01 |
| 162 | MCAS | 2018 | -0,02 | -0,02 | -0,02 | 0,00 |
| 163 | MDKI | 2018 | 0,16 | 0,16 | 0,16 | 0,00 |
| 164 | MDLN | 2018 | -0,01 | -0,01 | -0,02 | -0,01 |
| 165 | MEGA | 2018 | 0,01 | 0,01 | 0,00 | -0,01 |
| 166 | META | 2018 | -0,03 | -0,03 | -0,01 | 0,02 |
| 167 | MFIN | 2018 | 0,05 | 0,05 | 0,03 | -0,01 |
| 168 | MFMI | 2018 | 0,06 | 0,06 | 0,07 | 0,01 |
| 169 | MGRO | 2018 | -0,04 | -0,04 | -0,03 | 0,01 |
| 170 | MICE | 2018 | 0,03 | 0,03 | 0,02 | -0,01 |
| 171 | MIDI | 2018 | -0,06 | -0,06 | -0,05 | 0,02 |
| 172 | MIKA | 2018 | -0,01 | -0,01 | -0,02 | -0,01 |
| 173 | MINA | 2018 | 0,00 | 0,00 | -0,01 | -0,01 |
| 174 | MKPI | 2018 | -0,03 | -0,03 | -0,03 | 0,00 |
| 175 | MLBI | 2018 | 0,03 | 0,03 | 0,04 | 0,01 |
| 176 | MLIA | 2018 | 0,03 | 0,03 | 0,02 | -0,01 |
| 177 | MLPT | 2018 | 0,02 | 0,02 | 0,03 | 0,01 |
| 178 | MMLP | 2018 | -0,11 | -0,11 | -0,10 | 0,01 |
| 179 | MNCN | 2018 | 0,05 | 0,05 | 0,05 | 0,01 |
| 180 | MOLI | 2018 | -0,01 | -0,01 | 0,00 | 0,02 |
| 181 | MORA | 2018 | 0,03 | 0,03 | 0,03 | 0,00 |
| 182 | MPMX | 2018 | -0,10 | -0,10 | -0,10 | 0,00 |
| 183 | MPOW | 2018 | -0,02 | -0,02 | -0,01 | 0,01 |
| 184 | MREI | 2018 | 0,02 | 0,02 | 0,01 | -0,01 |
| 185 | MSIN | 2018 | -0,02 | -0,02 | 0,00 | 0,02 |
| 186 | MTDL | 2018 | -0,05 | -0,05 | -0,06 | -0,01 |
| 187 | MTLA | 2018 | -0,01 | -0,01 | 0,00 | 0,00 |
| 188 | MTPS | 2018 | 0,33 | 0,33 | 0,26 | -0,06 |
| 189 | NATO | 2018 | -0,11 | -0,11 | -0,09 | 0,02 |
| 190 | NELY | 2018 | 0,09 | 0,09 | 0,08 | -0,01 |
| 191 | NFCX | 2018 | 0,05 | 0,05 | 0,06 | 0,01 |
| 192 | NICK | 2018 | 0,03 | 0,03 | 0,03 | 0,00 |
| 193 | NISP | 2018 | 0,01 | 0,01 | 0,01 | 0,00 |
| 194 | NRCA | 2018 | -0,02 | -0,02 | -0,04 | -0,02 |
| 195 | PADI | 2018 | -0,03 | -0,03 | -0,02 | 0,02 |

| | | | | | | |
|-----|------|------|-------|-------|-------|-------|
| 196 | PANS | 2018 | 0,01 | 0,01 | 0,01 | 0,00 |
| 197 | PBID | 2018 | 0,05 | 0,05 | 0,05 | 0,00 |
| 198 | PBSA | 2018 | 0,02 | 0,02 | 0,01 | 0,00 |
| 199 | PDES | 2018 | 0,00 | 0,00 | 0,00 | 0,00 |
| 200 | PEGE | 2018 | 0,02 | 0,02 | 0,02 | -0,01 |
| 201 | PEHA | 2018 | -0,20 | -0,20 | -0,20 | -0,01 |
| 202 | PGLI | 2018 | 0,09 | 0,09 | 0,08 | -0,01 |
| 203 | PICO | 2018 | 0,03 | 0,03 | 0,02 | 0,00 |
| 204 | PJAA | 2018 | -0,02 | -0,02 | 0,00 | 0,02 |
| 205 | PLIN | 2018 | -0,01 | -0,01 | 0,01 | 0,01 |
| 206 | PNBN | 2018 | 0,11 | 0,11 | 0,12 | 0,01 |
| 207 | PNIN | 2018 | -0,01 | -0,01 | 0,00 | 0,01 |
| 208 | PNLF | 2018 | -0,06 | -0,06 | -0,04 | 0,01 |
| 209 | POLA | 2018 | 0,01 | 0,01 | 0,01 | -0,01 |
| 210 | POLI | 2018 | -0,05 | -0,05 | -0,04 | 0,01 |
| 211 | POLL | 2018 | 0,01 | 0,01 | 0,02 | 0,01 |
| 212 | PPRE | 2018 | 0,03 | 0,03 | 0,02 | -0,01 |
| 213 | PPRO | 2018 | 0,01 | 0,01 | 0,02 | 0,01 |
| 214 | PTBA | 2018 | 0,00 | 0,00 | -0,01 | -0,01 |
| 215 | PTPP | 2018 | -0,05 | -0,05 | -0,04 | 0,01 |
| 216 | PTSP | 2018 | 0,01 | 0,01 | 0,00 | -0,01 |
| 217 | PUDP | 2018 | -0,03 | -0,03 | -0,03 | 0,00 |
| 218 | PWON | 2018 | 0,04 | 0,04 | 0,06 | 0,02 |
| 219 | PYFA | 2018 | 0,05 | 0,05 | 0,07 | 0,02 |
| 220 | PZZA | 2018 | 0,03 | 0,03 | 0,02 | -0,01 |
| 221 | RALS | 2018 | 0,02 | 0,02 | 0,01 | 0,00 |
| 222 | RANC | 2018 | -0,01 | -0,01 | -0,01 | -0,01 |
| 223 | RBMS | 2018 | -0,06 | -0,06 | -0,07 | -0,01 |
| 224 | RDTX | 2018 | -0,02 | -0,02 | -0,02 | 0,00 |
| 225 | RICY | 2018 | 0,03 | 0,03 | 0,02 | -0,01 |
| 226 | RIMO | 2018 | 0,00 | 0,00 | 0,00 | 0,00 |
| 227 | RISE | 2018 | 0,02 | 0,02 | 0,03 | 0,01 |
| 228 | RODA | 2018 | 0,40 | 0,40 | 0,39 | -0,01 |
| 229 | ROTI | 2018 | 0,00 | 0,00 | 0,00 | 0,00 |
| 230 | RUIS | 2018 | 0,02 | 0,02 | 0,02 | 0,00 |
| 231 | SCCO | 2018 | -0,02 | -0,02 | 0,00 | 0,02 |
| 232 | SCMA | 2018 | -0,08 | -0,08 | -0,08 | 0,00 |
| 233 | SDPC | 2018 | 0,09 | 0,09 | 0,09 | 0,00 |
| 234 | SDRA | 2018 | -0,03 | -0,03 | -0,02 | 0,00 |
| 235 | SGRO | 2018 | -0,05 | -0,05 | -0,06 | -0,01 |
| 236 | SHID | 2018 | -0,13 | -0,13 | -0,11 | 0,02 |

| | | | | | | |
|-----|------|------|-------|-------|-------|-------|
| 237 | SIDO | 2018 | 0,12 | 0,12 | 0,13 | 0,01 |
| 238 | SILO | 2018 | -0,08 | -0,08 | -0,08 | 0,00 |
| 239 | SKBM | 2018 | 0,03 | 0,03 | 0,02 | -0,01 |
| 240 | SKRN | 2018 | -0,17 | -0,17 | -0,15 | 0,02 |
| 241 | SMAR | 2018 | -0,01 | -0,01 | 0,00 | 0,01 |
| 242 | SMBR | 2018 | -0,05 | -0,05 | -0,05 | 0,00 |
| 243 | SMDM | 2018 | -0,19 | -0,19 | -0,20 | -0,01 |
| 244 | SMGR | 2018 | -0,02 | -0,02 | 0,00 | 0,01 |
| 245 | SMMA | 2018 | 0,07 | 0,07 | 0,05 | -0,01 |
| 246 | SMMT | 2018 | 0,00 | 0,00 | 0,01 | 0,02 |
| 247 | SMRA | 2018 | 0,00 | 0,00 | -0,01 | -0,01 |
| 248 | SMSM | 2018 | -0,02 | -0,02 | -0,03 | 0,00 |
| 249 | SONA | 2018 | -0,07 | -0,07 | -0,06 | 0,01 |
| 250 | SOSS | 2018 | 0,15 | 0,15 | 0,14 | -0,01 |
| 251 | SPMA | 2018 | -0,01 | -0,01 | -0,03 | -0,01 |
| 252 | SPTO | 2018 | 0,02 | 0,02 | 0,04 | 0,02 |
| 253 | SRSN | 2018 | -0,07 | -0,07 | -0,07 | 0,00 |
| 254 | SSIA | 2018 | 0,02 | 0,02 | 0,00 | -0,02 |
| 255 | SSMS | 2018 | -0,03 | -0,03 | -0,04 | -0,01 |
| 256 | STTP | 2018 | -0,01 | -0,01 | 0,00 | 0,01 |
| 257 | SWAT | 2018 | 0,07 | 0,07 | 0,06 | -0,01 |
| 258 | TALF | 2018 | 0,02 | 0,02 | 0,01 | -0,01 |
| 259 | TARA | 2018 | -0,01 | -0,01 | -0,02 | -0,01 |
| 260 | TBIG | 2018 | 0,05 | 0,05 | 0,03 | -0,01 |
| 261 | TCID | 2018 | 0,02 | 0,02 | 0,00 | -0,02 |
| 262 | TCPI | 2018 | -0,24 | -0,24 | -0,22 | 0,02 |
| 263 | TELE | 2018 | 0,01 | 0,01 | 0,00 | -0,01 |
| 264 | TGKA | 2018 | 0,04 | 0,04 | 0,06 | 0,01 |
| 265 | TIFA | 2018 | 0,01 | 0,01 | 0,01 | 0,00 |
| 266 | TINS | 2018 | -0,06 | -0,06 | -0,07 | -0,01 |
| 267 | TLKM | 2018 | 0,08 | 0,08 | 0,05 | -0,03 |
| 268 | TMAS | 2018 | 0,05 | 0,05 | 0,03 | -0,01 |
| 269 | TNCA | 2018 | 0,05 | 0,05 | 0,06 | 0,01 |
| 270 | TOPS | 2018 | 0,04 | 0,04 | 0,05 | 0,01 |
| 271 | TOTO | 2018 | -0,02 | -0,02 | 0,00 | 0,02 |
| 272 | TRAM | 2018 | -0,06 | -0,06 | -0,07 | 0,00 |
| 273 | TRIM | 2018 | 0,05 | 0,05 | 0,04 | -0,01 |
| 274 | TRIS | 2018 | 0,09 | 0,09 | 0,08 | -0,01 |
| 275 | TRST | 2018 | -0,02 | -0,02 | 0,00 | 0,02 |
| 276 | TRUK | 2018 | -0,01 | -0,01 | 0,01 | 0,02 |
| 277 | TRUS | 2018 | -0,09 | -0,09 | -0,08 | 0,01 |

| | | | | | | |
|-----|------|------|-------|-------|-------|-------|
| 278 | TSPC | 2018 | -0,01 | -0,01 | 0,00 | 0,01 |
| 279 | TURI | 2018 | 0,02 | 0,02 | 0,01 | -0,01 |
| 280 | ULTJ | 2018 | 0,01 | 0,01 | 0,03 | 0,02 |
| 281 | UNTR | 2018 | 0,06 | 0,06 | 0,05 | -0,01 |
| 282 | UNVR | 2018 | 0,00 | 0,00 | 0,00 | 0,00 |
| 283 | URBN | 2018 | 0,01 | 0,01 | -0,01 | -0,02 |
| 284 | VICO | 2018 | -0,01 | -0,01 | 0,00 | 0,01 |
| 285 | VINS | 2018 | 0,17 | 0,17 | 0,19 | 0,02 |
| 286 | VOKS | 2018 | -0,04 | -0,04 | -0,02 | 0,02 |
| 287 | WEHA | 2018 | 0,01 | 0,01 | 0,03 | 0,02 |
| 288 | WIIM | 2018 | 0,02 | 0,02 | 0,04 | 0,02 |
| 289 | WIKA | 2018 | 0,04 | 0,04 | 0,04 | -0,01 |
| 290 | ZINC | 2018 | 0,05 | 0,05 | 0,05 | 0,00 |
| 291 | ZONE | 2018 | 0,03 | 0,03 | 0,02 | -0,01 |



Bagian dari perhitungan abnormal return

| Tanggal Publikasi Laporan Keuangan | Stock Price | | | | | | | | Rit | | | | | | b |
|---|-------------|----------|----------|----------|---------------------|----------|----------|----------|-------|-------|-------|-------|-------|-------|-------|
| | Pit-4 | Pit-3 | Pit-2 | Pit-1 | Pit (Published Day) | Pit1 | Pit2 | Pit3 | Rit-3 | Rit-2 | Rit-1 | Rit1 | Rit2 | Rit3 | ΣRit |
| 20-Feb-19 | Rp13.650 | Rp13.600 | Rp13.750 | Rp13.900 | Rp13.800 | Rp13.750 | Rp13.600 | Rp13.300 | 0,00 | 0,01 | 0,01 | -0,01 | 0,00 | -0,01 | 0,00 |
| 28-Feb-19 | Rp5.950 | Rp4.950 | Rp5.150 | Rp5.225 | Rp5.500 | Rp5.600 | Rp5.600 | Rp5.750 | -0,17 | 0,04 | 0,01 | 0,02 | 0,00 | 0,03 | -0,07 |
| 23-Apr-19 | Rp1.755 | Rp1.680 | Rp1.635 | Rp1.660 | Rp1.625 | Rp1.630 | Rp1.600 | Rp1.555 | -0,04 | -0,03 | 0,02 | 0,00 | -0,02 | -0,03 | -0,10 |
| 25-Feb-19 | Rp1.650 | Rp1.655 | Rp1.670 | Rp1.670 | Rp1.670 | Rp1.660 | Rp1.665 | Rp1.605 | 0,00 | 0,01 | 0,00 | -0,01 | 0,00 | -0,04 | -0,03 |
| 15-Mar-19 | Rp1.035 | Rp1.035 | Rp1.035 | Rp1.035 | Rp1.030 | Rp1.040 | Rp1.040 | Rp1.050 | 0,00 | 0,00 | 0,00 | 0,01 | 0,00 | 0,01 | 0,02 |
| 15-Apr-19 | Rp1.685 | Rp1.685 | Rp1.635 | Rp1.610 | Rp1.695 | Rp1.770 | Rp1.800 | Rp1.770 | 0,00 | -0,03 | -0,02 | 0,04 | 0,02 | -0,02 | 0,00 |
| 28-Jan-19 | Rp9.300 | Rp9.300 | Rp9.475 | Rp9.475 | Rp9.600 | Rp9.775 | Rp9.750 | Rp9.800 | 0,00 | 0,02 | 0,00 | 0,02 | 0,00 | 0,01 | 0,04 |
| 28-Mar-19 | Rp580 | Rp570 | Rp570 | Rp565 | Rp565 | Rp560 | Rp555 | Rp565 | -0,02 | 0,00 | -0,01 | -0,01 | -0,01 | 0,02 | -0,03 |
| 05-Mar-19 | Rp346 | Rp336 | Rp338 | Rp336 | Rp332 | Rp330 | Rp332 | Rp330 | -0,03 | 0,01 | -0,01 | -0,01 | 0,01 | -0,01 | -0,03 |
| 26-Mar-19 | Rp605 | Rp580 | Rp580 | Rp600 | Rp620 | Rp640 | Rp655 | Rp605 | -0,04 | 0,00 | 0,03 | 0,03 | 0,02 | -0,08 | -0,03 |
| 14-Mar-19 | Rp5.275 | Rp5.125 | Rp5.275 | Rp5.425 | Rp5.300 | Rp5.450 | Rp5.300 | Rp4.820 | -0,03 | 0,03 | 0,03 | 0,03 | -0,03 | -0,09 | -0,06 |
| 18-Mar-19 | Rp388 | Rp390 | Rp370 | Rp374 | Rp374 | Rp400 | Rp400 | Rp374 | 0,01 | -0,05 | 0,01 | 0,07 | 0,00 | -0,07 | -0,03 |
| 17-Mei-19 | Rp300 | Rp300 | Rp316 | Rp296 | Rp296 | Rp296 | Rp290 | Rp346 | 0,00 | 0,05 | -0,06 | 0,00 | -0,02 | 0,19 | 0,16 |
| 27-Mar-19 | Rp388 | Rp400 | Rp408 | Rp400 | Rp400 | Rp398 | Rp398 | Rp398 | 0,03 | 0,02 | -0,02 | -0,01 | 0,00 | 0,00 | 0,03 |
| 20-Mar-19 | Rp635 | Rp650 | Rp665 | Rp675 | Rp675 | Rp700 | Rp715 | Rp700 | 0,02 | 0,02 | 0,02 | 0,04 | 0,02 | -0,02 | 0,10 |
| 29-Mar-19 | Rp5.500 | Rp5.500 | Rp5.500 | Rp5.500 | Rp5.500 | Rp5.650 | Rp5.650 | Rp5.725 | 0,00 | 0,00 | 0,00 | 0,03 | 0,00 | 0,01 | 0,04 |
| 24-Apr-19 | Rp416 | Rp396 | Rp406 | Rp406 | Rp412 | Rp416 | Rp436 | Rp434 | -0,05 | 0,03 | 0,00 | 0,01 | 0,05 | 0,00 | 0,03 |

| | | | | | | | | | | | | | | | |
|-----------|---------|---------|---------|---------|---------|---------|---------|---------|-------|-------|-------|-------|-------|-------|-------|
| 28-Okt-18 | Rp775 | Rp770 | Rp770 | Rp770 | Rp770 | Rp770 | Rp775 | Rp730 | -0,01 | 0,00 | 0,00 | 0,00 | 0,01 | -0,06 | -0,06 |
| 05-Mar-19 | Rp1.030 | Rp1.015 | Rp1.055 | Rp1.050 | Rp1.035 | Rp1.045 | Rp990 | Rp995 | -0,01 | 0,04 | 0,00 | 0,01 | -0,05 | 0,01 | -0,02 |
| 28-Mar-19 | Rp550 | Rp570 | Rp560 | Rp560 | Rp535 | Rp560 | Rp560 | Rp560 | 0,04 | -0,02 | 0,00 | 0,05 | 0,00 | 0,00 | 0,07 |
| 28-Mar-19 | Rp185 | Rp179 | Rp180 | Rp181 | Rp180 | Rp173 | Rp165 | Rp166 | -0,03 | 0,01 | 0,01 | -0,04 | -0,05 | 0,01 | -0,10 |
| 06-Feb-19 | Rp454 | Rp474 | Rp470 | Rp470 | Rp470 | Rp474 | Rp472 | Rp484 | 0,04 | -0,01 | 0,00 | 0,01 | 0,00 | 0,03 | 0,07 |
| 20-Mar-19 | Rp312 | Rp300 | Rp310 | Rp314 | Rp314 | Rp314 | Rp314 | Rp314 | -0,04 | 0,03 | 0,01 | 0,00 | 0,00 | 0,00 | 0,01 |
| 20-Feb-19 | Rp1.415 | Rp1.410 | Rp1.415 | Rp1.405 | Rp1.405 | Rp1.400 | Rp1.390 | Rp1.410 | 0,00 | 0,00 | -0,01 | 0,00 | -0,01 | 0,01 | 0,00 |
| 27-Feb-19 | Rp7.700 | Rp7.625 | Rp7.650 | Rp7.600 | Rp7.600 | Rp7.150 | Rp7.225 | Rp7.150 | -0,01 | 0,00 | -0,01 | -0,06 | 0,01 | -0,01 | -0,07 |
| 15-Mar-19 | Rp290 | Rp280 | Rp280 | Rp290 | Rp290 | Rp290 | Rp294 | Rp294 | -0,03 | 0,00 | 0,04 | 0,00 | 0,01 | 0,00 | 0,02 |
| 25-Mar-19 | Rp316 | Rp318 | Rp326 | Rp324 | Rp310 | Rp312 | Rp312 | Rp314 | 0,01 | 0,03 | -0,01 | 0,01 | 0,00 | 0,01 | 0,04 |
| 27-Mar-19 | Rp990 | Rp895 | Rp895 | Rp865 | Rp950 | Rp1.000 | Rp875 | Rp875 | -0,10 | 0,00 | -0,03 | 0,05 | -0,13 | 0,00 | -0,20 |
| 20-Feb-19 | Rp1.615 | Rp1.585 | Rp1.630 | Rp1.605 | Rp1.635 | Rp1.620 | Rp1.615 | Rp1.600 | -0,02 | 0,03 | -0,02 | -0,01 | 0,00 | -0,01 | -0,03 |
| 26-Mar-19 | Rp266 | Rp304 | Rp292 | Rp280 | Rp278 | Rp278 | Rp278 | Rp280 | 0,14 | -0,04 | -0,04 | 0,00 | 0,00 | 0,01 | 0,07 |
| 20-Feb-19 | Rp1.060 | Rp860 | Rp900 | Rp895 | Rp860 | Rp895 | Rp1.115 | Rp1.380 | -0,19 | 0,05 | -0,01 | 0,04 | 0,25 | 0,24 | 0,38 |
| 29-Mar-19 | Rp352 | Rp354 | Rp340 | Rp342 | Rp334 | Rp314 | Rp322 | Rp314 | 0,01 | -0,04 | 0,01 | -0,06 | 0,03 | -0,02 | -0,09 |
| 28-Mar-19 | Rp452 | Rp448 | Rp448 | Rp448 | Rp448 | Rp448 | Rp448 | Rp468 | -0,01 | 0,00 | 0,00 | 0,00 | 0,00 | 0,04 | 0,04 |
| 29-Mar-19 | Rp2.440 | Rp2.480 | Rp2.450 | Rp2.510 | Rp2.440 | Rp2.380 | Rp2.340 | Rp2.370 | 0,02 | -0,01 | 0,02 | -0,02 | -0,02 | 0,01 | 0,00 |
| 29-Mar-19 | Rp87 | Rp86 | Rp85 | Rp85 | Rp83 | Rp85 | Rp82 | Rp80 | -0,01 | -0,01 | 0,00 | 0,02 | -0,04 | -0,02 | -0,06 |
| 29-Jan-19 | Rp9.125 | Rp9.100 | Rp9.050 | Rp9.125 | Rp9.150 | Rp9.150 | Rp9.100 | Rp9.150 | 0,00 | -0,01 | 0,01 | 0,00 | -0,01 | 0,01 | 0,00 |
| 27-Mar-19 | Rp178 | Rp190 | Rp240 | Rp214 | Rp236 | Rp220 | Rp220 | Rp204 | 0,07 | 0,26 | -0,11 | -0,07 | 0,00 | -0,07 | 0,08 |
| 26-Mar-19 | Rp246 | Rp244 | Rp244 | Rp240 | Rp240 | Rp246 | Rp252 | Rp256 | -0,01 | 0,00 | -0,02 | 0,03 | 0,02 | 0,02 | 0,04 |
| 18-Mar-19 | Rp232 | Rp238 | Rp242 | Rp242 | Rp254 | Rp248 | Rp240 | Rp248 | 0,03 | 0,02 | 0,00 | -0,02 | -0,03 | 0,03 | 0,02 |
| 19-Feb-19 | Rp650 | Rp655 | Rp670 | Rp670 | Rp670 | Rp655 | Rp675 | Rp655 | 0,01 | 0,02 | 0,00 | -0,02 | 0,03 | -0,03 | 0,01 |
| 27-Mar-19 | Rp81 | Rp82 | Rp80 | Rp81 | Rp83 | Rp84 | Rp82 | Rp81 | 0,01 | -0,02 | 0,01 | 0,01 | -0,02 | -0,01 | -0,02 |
| 29-Mar-19 | Rp54 | Rp53 | Rp54 | Rp52 | Rp52 | Rp54 | Rp54 | Rp54 | -0,02 | 0,02 | -0,04 | 0,04 | 0,00 | 0,00 | 0,00 |

| | | | | | | | | | | | | | | | |
|-----------|---------|---------|---------|---------|---------|---------|---------|---------|-------|-------|-------|-------|-------|-------|-------|
| 20-Mar-19 | Rp2.990 | Rp2.990 | Rp3.030 | Rp3.160 | Rp3.210 | Rp3.410 | Rp3.400 | Rp3.350 | 0,00 | 0,01 | 0,04 | 0,06 | 0,00 | -0,01 | 0,10 |
| 29-Mar-19 | Rp1.425 | Rp1.465 | Rp1.535 | Rp1.530 | Rp1.435 | Rp1.390 | Rp1.385 | Rp1.395 | 0,03 | 0,05 | 0,00 | -0,03 | 0,00 | 0,01 | 0,04 |
| 26-Mar-19 | Rp2.060 | Rp2.070 | Rp2.060 | Rp1.990 | Rp2.000 | Rp2.000 | Rp2.010 | Rp2.010 | 0,00 | 0,00 | -0,03 | 0,00 | 0,01 | 0,00 | -0,03 |
| 18-Jan-19 | Rp710 | Rp715 | Rp710 | Rp720 | Rp720 | Rp720 | Rp715 | Rp715 | 0,01 | -0,01 | 0,01 | 0,00 | -0,01 | 0,00 | 0,01 |
| 27-Mar-19 | Rp113 | Rp112 | Rp109 | Rp110 | Rp109 | Rp110 | Rp107 | Rp104 | -0,01 | -0,03 | 0,01 | 0,01 | -0,03 | -0,03 | -0,07 |
| 29-Mar-19 | Rp4.950 | Rp4.950 | Rp4.950 | Rp4.950 | Rp4.950 | Rp4.950 | Rp4.950 | Rp4.950 | 0,00 | 0,00 | 0,00 | 0,00 | 0,00 | 0,00 | 0,00 |
| 28-Jan-19 | Rp7.750 | Rp7.475 | Rp7.475 | Rp7.375 | Rp7.175 | Rp7.125 | Rp7.250 | Rp7.450 | -0,04 | 0,00 | -0,01 | -0,01 | 0,02 | 0,03 | -0,01 |
| 25-Mar-19 | Rp372 | Rp366 | Rp352 | Rp350 | Rp334 | Rp330 | Rp336 | Rp358 | -0,02 | -0,04 | -0,01 | -0,01 | 0,02 | 0,07 | 0,01 |
| 26-Mar-19 | Rp304 | Rp300 | Rp298 | Rp296 | Rp300 | Rp300 | Rp300 | Rp298 | -0,01 | -0,01 | -0,01 | 0,00 | 0,00 | -0,01 | -0,03 |
| 06-Feb-19 | Rp1.075 | Rp1.105 | Rp1.140 | Rp1.155 | Rp1.160 | Rp1.160 | Rp1.250 | Rp1.240 | 0,03 | 0,03 | 0,01 | 0,00 | 0,08 | -0,01 | 0,14 |
| 13-Feb-19 | Rp246 | Rp244 | Rp250 | Rp250 | Rp250 | Rp244 | Rp254 | Rp258 | -0,01 | 0,02 | 0,00 | -0,02 | 0,04 | 0,02 | 0,05 |
| 20-Feb-19 | Rp1.125 | Rp1.260 | Rp1.220 | Rp1.230 | Rp1.150 | Rp1.055 | Rp1.055 | Rp970 | 0,12 | -0,03 | 0,01 | -0,08 | 0,00 | -0,08 | -0,07 |
| 28-Mar-19 | Rp755 | Rp780 | Rp765 | Rp750 | Rp745 | Rp770 | Rp770 | Rp760 | 0,03 | -0,02 | -0,02 | 0,03 | 0,00 | -0,01 | 0,01 |
| 15-Mar-19 | Rp915 | Rp915 | Rp915 | Rp915 | Rp915 | Rp910 | Rp900 | Rp895 | 0,00 | 0,00 | 0,00 | -0,01 | -0,01 | -0,01 | -0,02 |
| 28-Mar-19 | Rp1.925 | Rp1.930 | Rp1.890 | Rp1.825 | Rp1.835 | Rp1.840 | Rp1.835 | Rp1.785 | 0,00 | -0,02 | -0,03 | 0,00 | 0,00 | -0,03 | -0,08 |
| 06-Mar-19 | Rp600 | Rp600 | Rp650 | Rp650 | Rp650 | Rp650 | Rp650 | Rp650 | 0,00 | 0,08 | 0,00 | 0,00 | 0,00 | 0,00 | 0,08 |
| 08-Mar-19 | Rp600 | Rp650 | Rp650 | Rp650 | Rp650 | Rp650 | Rp650 | Rp650 | 0,08 | 0,00 | 0,00 | 0,00 | 0,00 | 0,00 | 0,08 |
| 22-Mar-19 | Rp77 | Rp75 | Rp75 | Rp72 | Rp73 | Rp76 | Rp84 | Rp82 | -0,03 | 0,00 | -0,04 | 0,04 | 0,11 | -0,02 | 0,06 |
| 25-Mar-19 | Rp545 | Rp540 | Rp550 | Rp545 | Rp530 | Rp535 | Rp535 | Rp535 | -0,01 | 0,02 | -0,01 | 0,01 | 0,00 | 0,00 | 0,01 |
| 15-Feb-19 | Rp1.360 | Rp1.335 | Rp1.320 | Rp1.345 | Rp1.320 | Rp1.300 | Rp1.310 | Rp1.330 | -0,02 | -0,01 | 0,02 | -0,02 | 0,01 | 0,02 | 0,00 |
| 23-Jan-19 | Rp3.650 | Rp3.650 | Rp3.680 | Rp3.650 | Rp3.670 | Rp3.800 | Rp3.810 | Rp3.790 | 0,00 | 0,01 | -0,01 | 0,04 | 0,00 | -0,01 | 0,03 |
| 20-Mar-19 | Rp104 | Rp103 | Rp103 | Rp103 | Rp102 | Rp104 | Rp103 | Rp100 | -0,01 | 0,00 | 0,00 | 0,02 | -0,01 | -0,03 | -0,03 |
| 08-Mar-19 | Rp2.060 | Rp2.060 | Rp2.020 | Rp2.010 | Rp2.010 | Rp2.020 | Rp2.010 | Rp2.000 | 0,00 | -0,02 | 0,00 | 0,00 | 0,00 | 0,00 | -0,03 |
| 20-Mar-19 | Rp171 | Rp171 | Rp171 | Rp172 | Rp171 | Rp170 | Rp168 | Rp168 | 0,00 | 0,00 | 0,01 | -0,01 | -0,01 | 0,00 | -0,01 |
| 08-Mar-19 | Rp146 | Rp156 | Rp156 | Rp153 | Rp146 | Rp154 | Rp162 | Rp157 | 0,07 | 0,00 | -0,02 | 0,05 | 0,05 | -0,03 | 0,13 |

| | | | | | | | | | | | | | | | |
|-----------|---------|---------|---------|---------|---------|---------|---------|---------|-------|-------|-------|-------|-------|-------|-------|
| 29-Mar-19 | Rp660 | Rp660 | Rp655 | Rp625 | Rp635 | Rp685 | Rp680 | Rp640 | 0,00 | -0,01 | -0,05 | 0,08 | -0,01 | -0,06 | -0,04 |
| 28-Mar-19 | Rp270 | Rp270 | Rp272 | Rp270 | Rp270 | Rp272 | Rp272 | Rp272 | 0,00 | 0,01 | -0,01 | 0,01 | 0,00 | 0,00 | 0,01 |
| 14-Mei-19 | Rp685 | Rp700 | Rp695 | Rp700 | Rp690 | Rp690 | Rp690 | Rp695 | 0,02 | -0,01 | 0,01 | 0,00 | 0,00 | 0,01 | 0,03 |
| 15-Mar-19 | Rp1.000 | Rp1.000 | Rp1.000 | Rp1.010 | Rp1.015 | Rp990 | Rp1.060 | Rp1.090 | 0,00 | 0,00 | 0,01 | -0,02 | 0,07 | 0,03 | 0,08 |
| 15-Feb-19 | Rp320 | Rp312 | Rp320 | Rp320 | Rp320 | Rp324 | Rp324 | Rp338 | -0,03 | 0,03 | 0,00 | 0,01 | 0,00 | 0,04 | 0,06 |
| 15-Mar-19 | Rp296 | Rp294 | Rp294 | Rp280 | Rp278 | Rp300 | Rp290 | Rp296 | -0,01 | 0,00 | -0,05 | 0,08 | -0,03 | 0,02 | 0,01 |
| 11-Mar-19 | Rp1.500 | Rp1.505 | Rp1.470 | Rp1.465 | Rp1.480 | Rp1.475 | Rp1.465 | Rp1.475 | 0,00 | -0,02 | 0,00 | 0,00 | -0,01 | 0,01 | -0,03 |
| 08-Mar-19 | Rp288 | Rp286 | Rp280 | Rp280 | Rp276 | Rp280 | Rp276 | Rp276 | -0,01 | -0,02 | 0,00 | 0,01 | -0,01 | 0,00 | -0,03 |
| 27-Mar-19 | Rp705 | Rp700 | Rp685 | Rp690 | Rp690 | Rp690 | Rp700 | Rp685 | -0,01 | -0,02 | 0,01 | 0,00 | 0,01 | -0,02 | -0,03 |
| 04-Mar-19 | Rp1.345 | Rp1.355 | Rp1.360 | Rp1.360 | Rp1.360 | Rp1.375 | Rp1.360 | Rp1.380 | 0,01 | 0,00 | 0,00 | 0,01 | -0,01 | 0,01 | 0,03 |
| 29-Mar-19 | Rp7.700 | Rp7.900 | Rp7.575 | Rp7.150 | Rp6.400 | Rp6.400 | Rp6.500 | Rp6.175 | 0,03 | -0,04 | -0,06 | 0,00 | 0,02 | -0,05 | -0,11 |
| 28-Mar-19 | Rp575 | Rp590 | Rp580 | Rp580 | Rp580 | Rp590 | Rp590 | Rp665 | 0,03 | -0,02 | 0,00 | 0,02 | 0,00 | 0,13 | 0,15 |
| 27-Mar-19 | Rp975 | Rp1.030 | Rp1.010 | Rp1.035 | Rp1.015 | Rp995 | Rp1.000 | Rp1.085 | 0,06 | -0,02 | 0,02 | -0,02 | 0,01 | 0,09 | 0,13 |
| 25-Mar-19 | Rp112 | Rp111 | Rp112 | Rp112 | Rp111 | Rp111 | Rp113 | Rp113 | -0,01 | 0,01 | 0,00 | 0,00 | 0,02 | 0,00 | 0,02 |
| 28-Mar-19 | Rp322 | Rp292 | Rp324 | Rp322 | Rp322 | Rp292 | Rp292 | Rp310 | -0,09 | 0,11 | -0,01 | -0,09 | 0,00 | 0,06 | -0,02 |
| 20-Mar-19 | Rp1.695 | Rp1.700 | Rp1.720 | Rp1.670 | Rp1.720 | Rp1.740 | Rp1.715 | Rp1.750 | 0,00 | 0,01 | -0,03 | 0,01 | -0,01 | 0,02 | 0,00 |
| 26-Mar-19 | Rp362 | Rp362 | Rp354 | Rp354 | Rp358 | Rp350 | Rp350 | Rp350 | 0,00 | -0,02 | 0,00 | -0,02 | 0,00 | 0,00 | -0,04 |
| 12-Mar-19 | Rp3.110 | Rp3.120 | Rp3.090 | Rp3.080 | Rp3.060 | Rp3.040 | Rp3.030 | Rp2.990 | 0,00 | -0,01 | 0,00 | -0,01 | 0,00 | -0,01 | -0,03 |
| 28-Mar-19 | Rp398 | Rp398 | Rp390 | Rp396 | Rp398 | Rp394 | Rp396 | Rp396 | 0,00 | -0,02 | 0,02 | -0,01 | 0,01 | 0,00 | -0,01 |
| 29-Mar-19 | Rp1.475 | Rp1.480 | Rp1.450 | Rp1.450 | Rp1.430 | Rp1.415 | Rp1.410 | Rp1.400 | 0,00 | -0,02 | 0,00 | -0,01 | 0,00 | -0,01 | -0,04 |
| 15-Feb-19 | Rp4.370 | Rp4.370 | Rp4.370 | Rp4.370 | Rp4.370 | Rp4.370 | Rp4.300 | Rp4.300 | 0,00 | 0,00 | 0,00 | 0,00 | -0,02 | 0,00 | -0,02 |
| 22-Mar-19 | Rp2.240 | Rp2.240 | Rp2.200 | Rp2.180 | Rp2.040 | Rp2.000 | Rp2.080 | Rp2.050 | 0,00 | -0,02 | -0,01 | -0,02 | 0,04 | -0,01 | -0,02 |
| 15-Mar-19 | Rp850 | Rp840 | Rp840 | Rp840 | Rp850 | Rp850 | Rp845 | Rp840 | -0,01 | 0,00 | 0,00 | 0,00 | -0,01 | -0,01 | -0,02 |
| 14-Feb-19 | Rp394 | Rp382 | Rp378 | Rp388 | Rp388 | Rp372 | Rp388 | Rp392 | -0,03 | -0,01 | 0,03 | -0,04 | 0,04 | 0,01 | 0,00 |
| 22-Mar-19 | Rp240 | Rp240 | Rp236 | Rp238 | Rp238 | Rp238 | Rp238 | Rp246 | 0,00 | -0,02 | 0,01 | 0,00 | 0,00 | 0,03 | 0,03 |

| | | | | | | | | | | | | | | | |
|-----------|----------|----------|----------|----------|----------|----------|----------|----------|-------|-------|-------|-------|-------|-------|-------|
| 26-Mar-19 | Rp2.200 | Rp2.200 | Rp2.170 | Rp2.170 | Rp2.200 | Rp2.200 | Rp2.200 | Rp2.250 | 0,00 | -0,01 | 0,00 | 0,00 | 0,00 | 0,02 | 0,01 |
| 30-Mar-19 | Rp392 | Rp400 | Rp402 | Rp400 | Rp400 | Rp406 | Rp420 | Rp404 | 0,02 | 0,01 | 0,00 | 0,02 | 0,03 | -0,04 | 0,03 |
| 25-Mar-19 | Rp830 | Rp830 | Rp830 | Rp830 | Rp830 | Rp830 | Rp950 | Rp940 | 0,00 | 0,00 | 0,00 | 0,00 | 0,14 | -0,01 | 0,13 |
| 08-Feb-19 | Rp7.450 | Rp7.475 | Rp7.500 | Rp7.500 | Rp7.500 | Rp7.700 | Rp7.750 | Rp8.000 | 0,00 | 0,00 | 0,00 | 0,03 | 0,01 | 0,03 | 0,07 |
| 20-Mar-19 | Rp53 | Rp52 | Rp51 | Rp51 | Rp51 | Rp51 | Rp50 | Rp51 | -0,02 | -0,02 | 0,00 | 0,00 | -0,02 | 0,02 | -0,04 |
| 28-Mar-19 | Rp3.760 | Rp3.840 | Rp3.840 | Rp3.840 | Rp3.840 | Rp3.840 | Rp3.840 | Rp3.840 | 0,02 | 0,00 | 0,00 | 0,00 | 0,00 | 0,00 | 0,02 |
| 22-Mar-19 | Rp700 | Rp700 | Rp700 | Rp695 | Rp695 | Rp690 | Rp685 | Rp685 | 0,00 | 0,00 | -0,01 | -0,01 | -0,01 | 0,00 | -0,02 |
| 28-Mar-19 | Rp765 | Rp745 | Rp750 | Rp775 | Rp775 | Rp785 | Rp790 | Rp785 | -0,03 | 0,01 | 0,03 | 0,01 | 0,01 | -0,01 | 0,03 |
| 29-Mar-19 | Rp70 | Rp57 | Rp62 | Rp61 | Rp69 | Rp69 | Rp67 | Rp50 | -0,19 | 0,09 | -0,02 | 0,00 | -0,03 | -0,25 | -0,40 |
| 25-Mar-19 | Rp89.925 | Rp90.000 | Rp88.000 | Rp85.900 | Rp81.800 | Rp84.200 | Rp84.200 | Rp84.250 | 0,00 | -0,02 | -0,02 | 0,03 | 0,00 | 0,00 | -0,02 |
| 21-Mar-19 | Rp1.300 | Rp1.340 | Rp1.395 | Rp1.320 | Rp1.250 | Rp1.250 | Rp1.260 | Rp1.250 | 0,03 | 0,04 | -0,05 | 0,00 | 0,01 | -0,01 | 0,02 |
| 12-Feb-19 | Rp17.800 | Rp17.800 | Rp17.800 | Rp17.800 | Rp17.800 | Rp17.800 | Rp17.800 | Rp17.800 | 0,00 | 0,00 | 0,00 | 0,00 | 0,00 | 0,00 | 0,00 |
| 26-Mar-19 | Rp1.820 | Rp1.810 | Rp1.805 | Rp1.795 | Rp1.785 | Rp1.795 | Rp1.785 | Rp1.790 | -0,01 | 0,00 | -0,01 | 0,01 | -0,01 | 0,00 | -0,01 |
| 20-Mar-19 | Rp100 | Rp101 | Rp101 | Rp101 | Rp103 | Rp103 | Rp101 | Rp100 | 0,01 | 0,00 | 0,00 | 0,00 | -0,02 | -0,01 | -0,02 |
| 29-Mar-19 | Rp115 | Rp116 | Rp112 | Rp113 | Rp113 | Rp113 | Rp113 | Rp110 | 0,01 | -0,03 | 0,01 | 0,00 | 0,00 | -0,03 | -0,04 |
| 28-Mar-19 | Rp172 | Rp174 | Rp172 | Rp174 | Rp175 | Rp176 | Rp179 | Rp180 | 0,01 | -0,01 | 0,01 | 0,01 | 0,02 | 0,01 | 0,04 |
| 30-Mar-19 | Rp3.370 | Rp3.370 | Rp3.400 | Rp3.390 | Rp3.390 | Rp3.340 | Rp3.260 | Rp3.260 | 0,00 | 0,01 | 0,00 | -0,01 | -0,02 | 0,00 | -0,03 |
| 22-Mar-19 | Rp127 | Rp126 | Rp132 | Rp130 | Rp128 | Rp130 | Rp127 | Rp130 | -0,01 | 0,05 | -0,02 | 0,02 | -0,02 | 0,02 | 0,04 |
| 27-Jun-19 | Rp3.050 | Rp3.070 | Rp3.070 | Rp3.080 | Rp3.060 | Rp3.060 | Rp3.060 | Rp3.120 | 0,01 | 0,00 | 0,00 | 0,00 | 0,00 | 0,02 | 0,03 |
| 28-Mar-19 | Rp362 | Rp325 | Rp352 | Rp350 | Rp350 | Rp360 | Rp356 | Rp356 | -0,10 | 0,08 | -0,01 | 0,03 | -0,01 | 0,00 | -0,01 |
| 21-Mar-19 | Rp3.790 | Rp3.820 | Rp3.740 | Rp3.750 | Rp3.760 | Rp3.800 | Rp3.750 | Rp3.800 | 0,01 | -0,02 | 0,00 | 0,01 | -0,01 | 0,01 | 0,00 |
| 25-Mar-19 | Rp595 | Rp605 | Rp600 | Rp600 | Rp595 | Rp600 | Rp595 | Rp580 | 0,02 | -0,01 | 0,00 | 0,01 | -0,01 | -0,03 | -0,02 |
| 27-Mar-19 | Rp254 | Rp256 | Rp256 | Rp254 | Rp260 | Rp262 | Rp254 | Rp252 | 0,01 | 0,00 | -0,01 | 0,01 | -0,03 | -0,01 | -0,03 |
| 29-Mar-19 | Rp8.300 | Rp8.300 | Rp8.300 | Rp8.300 | Rp8.300 | Rp8.300 | Rp8.300 | Rp8.300 | 0,00 | 0,00 | 0,00 | 0,00 | 0,00 | 0,00 | 0,00 |
| 19-Mar-19 | Rp10.375 | Rp10.400 | Rp10.300 | Rp10.400 | Rp10.325 | Rp10.375 | Rp10.375 | Rp10.325 | 0,00 | -0,01 | 0,01 | 0,00 | 0,00 | 0,00 | 0,00 |

| | | | | | | | | | | | | | | | |
|-----------|----------|----------|----------|----------|----------|----------|----------|----------|-------|-------|-------|-------|-------|-------|-------|
| 27-Mar-19 | Rp98 | Rp97 | Rp95 | Rp98 | Rp97 | Rp99 | Rp96 | Rp96 | -0,01 | -0,02 | 0,03 | 0,02 | -0,03 | 0,00 | -0,01 |
| 20-Mar-19 | Rp850 | Rp840 | Rp760 | Rp695 | Rp735 | Rp735 | Rp640 | Rp640 | -0,01 | -0,10 | -0,09 | 0,00 | -0,13 | 0,00 | -0,32 |
| 27-Mar-19 | Rp390 | Rp390 | Rp390 | Rp374 | Rp388 | Rp374 | Rp370 | Rp374 | 0,00 | 0,00 | -0,04 | -0,04 | -0,01 | 0,01 | -0,08 |
| 25-Mar-19 | Rp705 | Rp700 | Rp710 | Rp730 | Rp720 | Rp705 | Rp710 | Rp720 | -0,01 | 0,01 | 0,03 | -0,02 | 0,01 | 0,01 | 0,04 |
| 22-Mar-19 | Rp436 | Rp440 | Rp438 | Rp438 | Rp440 | Rp436 | Rp432 | Rp434 | 0,01 | 0,00 | 0,00 | -0,01 | -0,01 | 0,00 | -0,01 |
| 29-Apr-19 | Rp615 | Rp610 | Rp585 | Rp480 | Rp420 | Rp380 | Rp314 | Rp312 | -0,01 | -0,04 | -0,18 | -0,10 | -0,17 | -0,01 | -0,50 |
| 19-Mar-19 | Rp7.175 | Rp7.075 | Rp7.175 | Rp7.225 | Rp7.300 | Rp7.275 | Rp7.300 | Rp7.400 | -0,01 | 0,01 | 0,01 | 0,00 | 0,00 | 0,01 | 0,02 |
| 25-Mar-19 | Rp6.950 | Rp6.950 | Rp6.000 | Rp6.175 | Rp6.050 | Rp6.050 | Rp6.175 | Rp6.175 | 0,00 | -0,14 | 0,03 | 0,00 | 0,02 | 0,00 | -0,09 |
| 25-Mar-19 | Rp2.080 | Rp2.050 | Rp2.060 | Rp2.080 | Rp2.100 | Rp2.110 | Rp2.040 | Rp2.090 | -0,01 | 0,00 | 0,01 | 0,00 | -0,03 | 0,02 | 0,00 |
| 25-Mar-19 | Rp750 | Rp735 | Rp840 | Rp800 | Rp780 | Rp830 | Rp830 | Rp840 | -0,02 | 0,14 | -0,05 | 0,06 | 0,00 | 0,01 | 0,15 |
| 19-Mar-19 | Rp18.650 | Rp18.625 | Rp18.825 | Rp19.475 | Rp19.475 | Rp19.525 | Rp20.850 | Rp21.050 | 0,00 | 0,01 | 0,03 | 0,00 | 0,07 | 0,01 | 0,12 |
| 27-Mar-19 | Rp1.405 | Rp1.410 | Rp1.350 | Rp1.400 | Rp1.400 | Rp1.400 | Rp1.380 | Rp1.330 | 0,00 | -0,04 | 0,04 | 0,00 | -0,01 | -0,04 | -0,05 |
| 25-Mar-19 | Rp105 | Rp105 | Rp103 | Rp104 | Rp100 | Rp104 | Rp102 | Rp102 | 0,00 | -0,02 | 0,01 | 0,04 | -0,02 | 0,00 | 0,01 |
| 27-Mar-19 | Rp6.400 | Rp6.400 | Rp6.400 | Rp6.400 | Rp6.400 | Rp6.400 | Rp6.400 | Rp6.400 | 0,00 | 0,00 | 0,00 | 0,00 | 0,00 | 0,00 | 0,00 |
| 22-Mar-19 | Rp486 | Rp500 | Rp500 | Rp500 | Rp500 | Rp525 | Rp488 | Rp480 | 0,03 | 0,00 | 0,00 | 0,05 | -0,07 | -0,02 | -0,01 |
| 22-Mar-19 | Rp320 | Rp320 | Rp320 | Rp320 | Rp320 | Rp330 | Rp320 | Rp320 | 0,00 | 0,00 | 0,00 | 0,03 | -0,03 | 0,00 | 0,00 |
| 05-Mar-19 | Rp2.220 | Rp2.240 | Rp2.260 | Rp2.230 | Rp2.190 | Rp2.230 | Rp2.170 | Rp2.160 | 0,01 | 0,01 | -0,01 | 0,02 | -0,03 | 0,00 | -0,01 |
| 20-Mar-19 | Rp600 | Rp600 | Rp600 | Rp595 | Rp600 | Rp605 | Rp620 | Rp585 | 0,00 | 0,00 | -0,01 | 0,01 | 0,02 | -0,06 | -0,03 |
| 08-Mar-19 | Rp615 | Rp635 | Rp620 | Rp610 | Rp605 | Rp600 | Rp600 | Rp585 | 0,03 | -0,02 | -0,02 | -0,01 | 0,00 | -0,03 | -0,04 |
| 28-Mar-19 | Rp1.140 | Rp1.140 | Rp1.140 | Rp1.140 | Rp1.140 | Rp1.140 | Rp1.140 | Rp1.140 | 0,00 | 0,00 | 0,00 | 0,00 | 0,00 | 0,00 | 0,00 |
| 02-Mar-19 | Rp675 | Rp670 | Rp645 | Rp645 | Rp645 | Rp645 | Rp660 | Rp650 | -0,01 | -0,04 | 0,00 | 0,00 | 0,02 | -0,02 | -0,04 |
| 22-Feb-19 | Rp3.100 | Rp3.370 | Rp3.390 | Rp3.360 | Rp3.310 | Rp3.350 | Rp3.290 | Rp3.230 | 0,09 | 0,01 | -0,01 | 0,01 | -0,02 | -0,02 | 0,06 |
| 27-Mar-19 | Rp324 | Rp332 | Rp310 | Rp310 | Rp350 | Rp342 | Rp332 | Rp334 | 0,02 | -0,07 | 0,00 | -0,02 | -0,03 | 0,01 | -0,09 |
| 25-Mar-19 | Rp238 | Rp234 | Rp224 | Rp228 | Rp228 | Rp224 | Rp232 | Rp232 | -0,02 | -0,04 | 0,02 | -0,02 | 0,04 | 0,00 | -0,02 |
| 04-Apr-19 | Rp284 | Rp280 | Rp274 | Rp276 | Rp274 | Rp270 | Rp266 | Rp270 | -0,01 | -0,02 | 0,01 | -0,01 | -0,01 | 0,02 | -0,04 |

| | | | | | | | | | | | | | | | |
|-----------|---------|---------|---------|---------|---------|---------|---------|---------|-------|-------|-------|-------|-------|-------|-------|
| 21-Mar-19 | Rp132 | Rp132 | Rp132 | Rp131 | Rp130 | Rp130 | Rp130 | Rp130 | 0,00 | 0,00 | -0,01 | 0,00 | 0,00 | 0,00 | -0,01 |
| 22-Mar-19 | Rp610 | Rp600 | Rp610 | Rp605 | Rp605 | Rp600 | Rp605 | Rp605 | -0,02 | 0,02 | -0,01 | -0,01 | 0,01 | 0,00 | -0,01 |
| 22-Mar-19 | Rp1.080 | Rp1.200 | Rp1.170 | Rp1.085 | Rp1.010 | Rp1.005 | Rp1.000 | Rp1.005 | 0,11 | -0,03 | -0,07 | 0,00 | 0,00 | 0,01 | 0,01 |
| 27-Mar-19 | Rp322 | Rp326 | Rp326 | Rp326 | Rp326 | Rp326 | Rp326 | Rp326 | 0,01 | 0,00 | 0,00 | 0,00 | 0,00 | 0,00 | 0,01 |
| 26-Mar-19 | Rp4.310 | Rp4.350 | Rp4.350 | Rp4.290 | Rp4.400 | Rp4.500 | Rp4.500 | Rp4.490 | 0,01 | 0,00 | -0,01 | 0,02 | 0,00 | 0,00 | 0,02 |
| 18-Mar-19 | Rp600 | Rp570 | Rp640 | Rp580 | Rp595 | Rp595 | Rp595 | Rp595 | -0,05 | 0,12 | -0,09 | 0,00 | 0,00 | 0,00 | -0,02 |
| 01-Mar-19 | Rp2.650 | Rp2.600 | Rp2.640 | Rp2.660 | Rp2.700 | Rp2.660 | Rp2.400 | Rp2.420 | -0,02 | 0,02 | 0,01 | -0,01 | -0,10 | 0,01 | -0,10 |
| 06-Mar-19 | Rp3.700 | Rp3.600 | Rp3.310 | Rp3.310 | Rp3.310 | Rp3.310 | Rp3.310 | Rp2.900 | -0,03 | -0,08 | 0,00 | 0,00 | 0,00 | -0,12 | -0,23 |
| 29-Mar-19 | Rp222 | Rp218 | Rp212 | Rp224 | Rp224 | Rp240 | Rp238 | Rp230 | -0,02 | -0,03 | 0,06 | 0,07 | -0,01 | -0,03 | 0,04 |
| 01-Mar-19 | Rp280 | Rp278 | Rp290 | Rp312 | Rp312 | Rp300 | Rp278 | Rp258 | -0,01 | 0,04 | 0,08 | -0,04 | -0,07 | -0,07 | -0,07 |
| 14-Feb-19 | Rp6.700 | Rp7.000 | Rp6.750 | Rp6.700 | Rp6.000 | Rp6.150 | Rp5.925 | Rp6.000 | 0,04 | -0,04 | -0,01 | 0,03 | -0,04 | 0,01 | 0,00 |
| 21-Feb-19 | Rp1.345 | Rp1.355 | Rp1.370 | Rp1.345 | Rp1.395 | Rp1.370 | Rp1.360 | Rp1.300 | 0,01 | 0,01 | -0,02 | -0,02 | -0,01 | -0,04 | -0,07 |
| 26-Mar-19 | Rp620 | Rp620 | Rp620 | Rp620 | Rp620 | Rp615 | Rp615 | Rp635 | 0,00 | 0,00 | 0,00 | -0,01 | 0,00 | 0,03 | 0,02 |
| 27-Mar-19 | Rp675 | Rp650 | Rp610 | Rp610 | Rp700 | Rp705 | Rp705 | Rp700 | -0,04 | -0,06 | 0,00 | 0,01 | 0,00 | -0,01 | -0,10 |
| 29-Mar-19 | Rp1.650 | Rp1.690 | Rp1.670 | Rp1.550 | Rp1.330 | Rp1.215 | Rp1.100 | Rp1.125 | 0,02 | -0,01 | -0,07 | -0,09 | -0,09 | 0,02 | -0,22 |
| 26-Mar-19 | Rp1.880 | Rp1.870 | Rp1.870 | Rp1.870 | Rp1.870 | Rp1.870 | Rp1.870 | Rp1.745 | -0,01 | 0,00 | 0,00 | 0,00 | 0,00 | -0,07 | -0,07 |
| 27-Mar-19 | Rp1.090 | Rp1.080 | Rp1.055 | Rp1.005 | Rp995 | Rp990 | Rp970 | Rp995 | -0,01 | -0,02 | -0,05 | -0,01 | -0,02 | 0,03 | -0,08 |
| 25-Mar-19 | Rp260 | Rp250 | Rp256 | Rp256 | Rp258 | Rp260 | Rp260 | Rp256 | -0,04 | 0,02 | 0,00 | 0,01 | 0,00 | -0,02 | -0,02 |
| 15-Mar-19 | Rp498 | Rp494 | Rp498 | Rp496 | Rp498 | Rp496 | Rp492 | Rp492 | -0,01 | 0,01 | 0,00 | 0,00 | -0,01 | 0,00 | -0,02 |
| 20-Mar-19 | Rp3.810 | Rp3.800 | Rp3.740 | Rp3.810 | Rp3.820 | Rp3.790 | Rp3.770 | Rp3.730 | 0,00 | -0,02 | 0,02 | -0,01 | -0,01 | -0,01 | -0,02 |
| 27-Mar-19 | Rp246 | Rp246 | Rp246 | Rp288 | Rp260 | Rp260 | Rp256 | Rp256 | 0,00 | 0,00 | 0,17 | 0,00 | -0,02 | 0,00 | 0,16 |
| 28-Mar-19 | Rp262 | Rp252 | Rp256 | Rp256 | Rp254 | Rp250 | Rp254 | Rp254 | -0,04 | 0,02 | 0,00 | -0,02 | 0,02 | 0,00 | -0,02 |
| 11-Feb-19 | Rp4.830 | Rp4.830 | Rp4.830 | Rp4.830 | Rp4.830 | Rp4.830 | Rp4.830 | Rp4.830 | 0,00 | 0,00 | 0,00 | 0,00 | 0,00 | 0,00 | 0,00 |
| 18-Mar-19 | Rp204 | Rp204 | Rp202 | Rp202 | Rp204 | Rp204 | Rp202 | Rp204 | 0,00 | -0,01 | 0,00 | 0,00 | -0,01 | 0,01 | -0,01 |
| 28-Mar-19 | Rp1.025 | Rp1.040 | Rp1.100 | Rp1.075 | Rp1.090 | Rp1.045 | Rp1.085 | Rp1.070 | 0,01 | 0,06 | -0,02 | -0,04 | 0,04 | -0,01 | 0,03 |

| | | | | | | | | | | | | | | | |
|-----------|----------|----------|----------|----------|----------|----------|----------|----------|-------|-------|-------|-------|-------|-------|-------|
| 04-Mar-19 | Rp750 | Rp750 | Rp750 | Rp800 | Rp800 | Rp800 | Rp800 | Rp800 | 0,00 | 0,00 | 0,07 | 0,00 | 0,00 | 0,00 | 0,07 |
| 15-Mar-19 | Rp940 | Rp935 | Rp925 | Rp925 | Rp930 | Rp925 | Rp925 | Rp920 | -0,01 | -0,01 | 0,00 | -0,01 | 0,00 | -0,01 | -0,03 |
| 22-Mar-19 | Rp404 | Rp406 | Rp418 | Rp422 | Rp420 | Rp424 | Rp420 | Rp408 | 0,00 | 0,03 | 0,01 | 0,01 | -0,01 | -0,03 | 0,02 |
| 25-Mar-19 | Rp1.070 | Rp1.070 | Rp1.070 | Rp1.070 | Rp1.070 | Rp1.070 | Rp1.020 | Rp1.020 | 0,00 | 0,00 | 0,00 | 0,00 | -0,05 | 0,00 | -0,05 |
| 22-Mar-19 | Rp1.965 | Rp1.960 | Rp1.945 | Rp1.950 | Rp1.965 | Rp1.910 | Rp1.950 | Rp1.935 | 0,00 | -0,01 | 0,00 | -0,03 | 0,02 | -0,01 | -0,02 |
| 08-Mar-19 | Rp645 | Rp620 | Rp620 | Rp630 | Rp630 | Rp625 | Rp635 | Rp640 | -0,04 | 0,00 | 0,02 | -0,01 | 0,02 | 0,01 | -0,01 |
| 28-Feb-19 | Rp17.950 | Rp17.950 | Rp14.550 | Rp15.825 | Rp15.825 | Rp16.975 | Rp16.975 | Rp16.975 | 0,00 | -0,19 | 0,09 | 0,07 | 0,00 | 0,00 | -0,03 |
| 15-Feb-19 | Rp16.850 | Rp16.950 | Rp17.125 | Rp17.450 | Rp17.800 | Rp17.875 | Rp17.900 | Rp17.900 | 0,01 | 0,01 | 0,02 | 0,00 | 0,00 | 0,00 | 0,04 |
| 22-Mar-19 | Rp1.440 | Rp1.445 | Rp1.455 | Rp1.390 | Rp1.410 | Rp1.405 | Rp1.445 | Rp1.485 | 0,00 | 0,01 | -0,04 | 0,00 | 0,03 | 0,03 | 0,02 |
| 12-Mar-19 | Rp915 | Rp915 | Rp915 | Rp915 | Rp885 | Rp885 | Rp885 | Rp910 | 0,00 | 0,00 | 0,00 | 0,00 | 0,00 | 0,03 | 0,03 |
| 29-Mar-19 | Rp444 | Rp454 | Rp454 | Rp430 | Rp454 | Rp422 | Rp420 | Rp422 | 0,02 | 0,00 | -0,05 | -0,07 | 0,00 | 0,00 | -0,10 |
| 22-Feb-19 | Rp955 | Rp940 | Rp995 | Rp965 | Rp945 | Rp945 | Rp945 | Rp985 | -0,02 | 0,06 | -0,03 | 0,00 | 0,00 | 0,04 | 0,05 |
| 18-Mar-19 | Rp1.165 | Rp1.170 | Rp1.160 | Rp1.170 | Rp1.165 | Rp1.165 | Rp1.165 | Rp1.165 | 0,00 | -0,01 | 0,01 | 0,00 | 0,00 | 0,00 | 0,00 |
| 28-Feb-19 | Rp1.120 | Rp1.115 | Rp1.125 | Rp1.135 | Rp1.140 | Rp1.150 | Rp1.160 | Rp1.160 | 0,00 | 0,01 | 0,01 | 0,01 | 0,01 | 0,00 | 0,03 |
| 27-Mar-19 | Rp1.105 | Rp1.095 | Rp1.025 | Rp1.020 | Rp1.065 | Rp1.065 | Rp1.075 | Rp1.040 | -0,01 | -0,06 | 0,00 | 0,00 | 0,01 | -0,03 | -0,10 |
| 15-Feb-19 | Rp108 | Rp106 | Rp108 | Rp108 | Rp113 | Rp113 | Rp111 | Rp112 | -0,02 | 0,02 | 0,00 | 0,00 | -0,02 | 0,01 | -0,01 |
| 28-Mar-19 | Rp6.350 | Rp6.350 | Rp6.600 | Rp6.550 | Rp6.550 | Rp6.400 | Rp6.400 | Rp6.400 | 0,00 | 0,04 | -0,01 | -0,02 | 0,00 | 0,00 | 0,01 |
| 21-Feb-19 | Rp308 | Rp310 | Rp316 | Rp320 | Rp320 | Rp316 | Rp312 | Rp308 | 0,01 | 0,02 | 0,01 | -0,01 | -0,01 | -0,01 | 0,00 |
| 26-Mar-19 | Rp1.105 | Rp1.095 | Rp1.105 | Rp1.105 | Rp1.170 | Rp1.135 | Rp1.130 | Rp1.100 | -0,01 | 0,01 | 0,00 | -0,03 | 0,00 | -0,03 | -0,06 |
| 01-Apr-19 | Rp454 | Rp452 | Rp452 | Rp450 | Rp450 | Rp456 | Rp450 | Rp452 | 0,00 | 0,00 | 0,00 | 0,01 | -0,01 | 0,00 | 0,00 |
| 14-Mei-19 | Rp605 | Rp755 | Rp625 | Rp615 | Rp765 | Rp945 | Rp905 | Rp915 | 0,25 | -0,17 | -0,02 | 0,24 | -0,04 | 0,01 | 0,26 |
| 25-Mar-19 | Rp705 | Rp680 | Rp690 | Rp685 | Rp710 | Rp705 | Rp670 | Rp665 | -0,04 | 0,01 | -0,01 | -0,01 | -0,05 | -0,01 | -0,09 |
| 22-Mar-19 | Rp149 | Rp151 | Rp155 | Rp153 | Rp149 | Rp140 | Rp143 | Rp156 | 0,01 | 0,03 | -0,01 | -0,06 | 0,02 | 0,09 | 0,08 |
| 15-Mar-19 | Rp2.520 | Rp2.430 | Rp2.440 | Rp2.500 | Rp2.480 | Rp2.510 | Rp2.600 | Rp2.640 | -0,04 | 0,00 | 0,02 | 0,01 | 0,04 | 0,02 | 0,06 |
| 18-Feb-19 | Rp182 | Rp178 | Rp186 | Rp184 | Rp181 | Rp180 | Rp184 | Rp184 | -0,02 | 0,04 | -0,01 | -0,01 | 0,02 | 0,00 | 0,03 |

| | | | | | | | | | | | | | | | |
|-----------|---------|---------|---------|---------|---------|---------|---------|---------|-------|-------|-------|-------|-------|-------|-------|
| 25-Jan-19 | Rp915 | Rp920 | Rp900 | Rp905 | Rp910 | Rp900 | Rp890 | Rp925 | 0,01 | -0,02 | 0,01 | -0,01 | -0,01 | 0,04 | 0,01 |
| 05-Mar-19 | Rp438 | Rp432 | Rp438 | Rp440 | Rp438 | Rp428 | Rp428 | Rp420 | -0,01 | 0,01 | 0,00 | -0,02 | 0,00 | -0,02 | -0,04 |
| 18-Mar-19 | Rp665 | Rp660 | Rp650 | Rp650 | Rp700 | Rp700 | Rp705 | Rp705 | -0,01 | -0,02 | 0,00 | 0,00 | 0,01 | 0,00 | -0,02 |
| 25-Jan-19 | Rp1.380 | Rp1.380 | Rp1.370 | Rp1.385 | Rp1.380 | Rp1.380 | Rp1.380 | Rp1.395 | 0,00 | -0,01 | 0,01 | 0,00 | 0,00 | 0,01 | 0,01 |
| 20-Mar-19 | Rp1.100 | Rp1.090 | Rp1.105 | Rp1.120 | Rp1.075 | Rp1.100 | Rp1.115 | Rp1.110 | -0,01 | 0,01 | 0,01 | 0,02 | 0,01 | 0,00 | 0,05 |
| 21-Mar-19 | Rp685 | Rp700 | Rp695 | Rp690 | Rp690 | Rp690 | Rp685 | Rp695 | 0,02 | -0,01 | -0,01 | 0,00 | -0,01 | 0,01 | 0,01 |
| 27-Mar-19 | Rp1.330 | Rp1.330 | Rp1.330 | Rp1.330 | Rp1.330 | Rp1.330 | Rp1.330 | Rp1.330 | 0,00 | 0,00 | 0,00 | 0,00 | 0,00 | 0,00 | 0,00 |
| 08-Mar-19 | Rp178 | Rp178 | Rp178 | Rp178 | Rp176 | Rp178 | Rp175 | Rp179 | 0,00 | 0,00 | 0,00 | 0,01 | -0,02 | 0,02 | 0,02 |
| 11-Feb-19 | Rp2.310 | Rp2.200 | Rp2.200 | Rp2.200 | Rp2.500 | Rp2.150 | Rp2.250 | Rp2.110 | -0,05 | 0,00 | 0,00 | -0,14 | 0,05 | -0,06 | -0,20 |
| 26-Mar-19 | Rp268 | Rp264 | Rp258 | Rp270 | Rp270 | Rp284 | Rp284 | Rp290 | -0,01 | -0,02 | 0,05 | 0,05 | 0,00 | 0,02 | 0,08 |
| 20-Mar-19 | Rp274 | Rp278 | Rp278 | Rp278 | Rp282 | Rp280 | Rp298 | Rp284 | 0,01 | 0,00 | 0,00 | -0,01 | 0,06 | -0,05 | 0,02 |
| 18-Mar-19 | Rp1.405 | Rp1.400 | Rp1.390 | Rp1.390 | Rp1.390 | Rp1.390 | Rp1.330 | Rp1.395 | 0,00 | -0,01 | 0,00 | 0,00 | -0,04 | 0,05 | 0,00 |
| 29-Mar-19 | Rp3.780 | Rp3.800 | Rp3.800 | Rp3.800 | Rp3.800 | Rp3.800 | Rp3.800 | Rp3.800 | 0,01 | 0,00 | 0,00 | 0,00 | 0,00 | 0,00 | 0,01 |
| 15-Feb-19 | Rp1.360 | Rp1.385 | Rp1.495 | Rp1.470 | Rp1.520 | Rp1.565 | Rp1.500 | Rp1.580 | 0,02 | 0,08 | -0,02 | 0,03 | -0,04 | 0,05 | 0,12 |
| 29-Mar-19 | Rp1.190 | Rp1.180 | Rp1.150 | Rp1.160 | Rp1.170 | Rp1.200 | Rp1.220 | Rp1.200 | -0,01 | -0,03 | 0,01 | 0,03 | 0,02 | -0,02 | 0,00 |
| 29-Mar-19 | Rp378 | Rp376 | Rp376 | Rp366 | Rp380 | Rp358 | Rp376 | Rp374 | -0,01 | 0,00 | -0,03 | -0,06 | 0,05 | -0,01 | -0,04 |
| 08-Mar-19 | Rp1.430 | Rp1.430 | Rp1.385 | Rp1.470 | Rp1.430 | Rp1.405 | Rp1.395 | Rp1.395 | 0,00 | -0,03 | 0,06 | -0,02 | -0,01 | 0,00 | 0,01 |
| 29-Mar-19 | Rp1.150 | Rp1.170 | Rp1.180 | Rp1.185 | Rp1.120 | Rp1.140 | Rp1.180 | Rp1.040 | 0,02 | 0,01 | 0,00 | 0,02 | 0,04 | -0,12 | -0,04 |
| 12-Mar-19 | Rp1.460 | Rp1.435 | Rp1.435 | Rp1.435 | Rp1.435 | Rp1.600 | Rp1.475 | Rp1.475 | -0,02 | 0,00 | 0,00 | 0,11 | -0,08 | 0,00 | 0,02 |
| 12-Feb-19 | Rp368 | Rp388 | Rp384 | Rp372 | Rp360 | Rp360 | Rp362 | Rp362 | 0,05 | -0,01 | -0,03 | 0,00 | 0,01 | 0,00 | 0,02 |
| 19-Feb-19 | Rp157 | Rp159 | Rp156 | Rp164 | Rp163 | Rp161 | Rp160 | Rp159 | 0,01 | -0,02 | 0,05 | -0,01 | -0,01 | -0,01 | 0,02 |
| 06-Mar-19 | Rp3.980 | Rp4.040 | Rp4.060 | Rp3.970 | Rp4.040 | Rp4.000 | Rp3.980 | Rp4.010 | 0,02 | 0,00 | -0,02 | -0,01 | -0,01 | 0,01 | -0,01 |
| 20-Feb-19 | Rp2.070 | Rp2.000 | Rp2.060 | Rp2.110 | Rp2.160 | Rp2.080 | Rp2.020 | Rp2.040 | -0,03 | 0,03 | 0,02 | -0,04 | -0,03 | 0,01 | -0,04 |
| 26-Mar-19 | Rp7.275 | Rp7.275 | Rp7.275 | Rp7.275 | Rp7.275 | Rp7.275 | Rp7.275 | Rp7.275 | 0,00 | 0,00 | 0,00 | 0,00 | 0,00 | 0,00 | 0,00 |
| 21-Mar-19 | Rp424 | Rp428 | Rp428 | Rp424 | Rp370 | Rp374 | Rp368 | Rp358 | 0,01 | 0,00 | -0,01 | 0,01 | -0,02 | -0,03 | -0,03 |

| | | | | | | | | | | | | | | | |
|-----------|---------|---------|---------|---------|---------|---------|---------|---------|-------|-------|-------|-------|-------|-------|-------|
| 25-Mar-19 | Rp680 | Rp685 | Rp705 | Rp695 | Rp675 | Rp710 | Rp690 | Rp700 | 0,01 | 0,03 | -0,01 | 0,05 | -0,03 | 0,01 | 0,06 |
| 18-Mar-19 | Rp180 | Rp180 | Rp179 | Rp180 | Rp185 | Rp185 | Rp185 | Rp198 | 0,00 | -0,01 | 0,01 | 0,00 | 0,00 | 0,07 | 0,07 |
| 28-Mar-19 | Rp1.200 | Rp1.190 | Rp1.220 | Rp1.225 | Rp1.215 | Rp1.220 | Rp1.220 | Rp1.210 | -0,01 | 0,03 | 0,00 | 0,00 | 0,00 | -0,01 | 0,02 |
| 27-Mar-19 | Rp1.755 | Rp1.730 | Rp1.715 | Rp1.755 | Rp1.780 | Rp1.780 | Rp1.780 | Rp1.800 | -0,01 | -0,01 | 0,02 | 0,00 | 0,00 | 0,01 | 0,01 |
| 08-Mar-19 | Rp408 | Rp404 | Rp400 | Rp400 | Rp400 | Rp400 | Rp400 | Rp402 | -0,01 | -0,01 | 0,00 | 0,00 | 0,00 | 0,01 | -0,01 |
| 11-Mar-19 | Rp109 | Rp104 | Rp103 | Rp102 | Rp100 | Rp100 | Rp101 | Rp100 | -0,05 | -0,01 | -0,01 | 0,00 | 0,01 | -0,01 | -0,07 |
| 20-Mar-19 | Rp7.900 | Rp7.900 | Rp7.750 | Rp7.750 | Rp7.800 | Rp7.800 | Rp7.800 | Rp7.800 | 0,00 | -0,02 | 0,00 | 0,00 | 0,00 | 0,00 | -0,02 |
| 22-Mar-19 | Rp197 | Rp197 | Rp198 | Rp199 | Rp199 | Rp198 | Rp198 | Rp200 | 0,00 | 0,01 | 0,01 | -0,01 | 0,00 | 0,01 | 0,02 |
| 25-Apr-19 | Rp133 | Rp132 | Rp132 | Rp132 | Rp133 | Rp134 | Rp134 | Rp134 | -0,01 | 0,00 | 0,00 | 0,01 | 0,00 | 0,00 | 0,00 |
| 15-Mar-19 | Rp496 | Rp494 | Rp494 | Rp494 | Rp482 | Rp488 | Rp492 | Rp498 | 0,00 | 0,00 | 0,00 | 0,01 | 0,01 | 0,01 | 0,03 |
| 26-Mar-19 | Rp400 | Rp384 | Rp370 | Rp358 | Rp358 | Rp446 | Rp450 | Rp560 | -0,04 | -0,04 | -0,03 | 0,25 | 0,01 | 0,24 | 0,39 |
| 13-Mar-19 | Rp1.200 | Rp1.200 | Rp1.220 | Rp1.225 | Rp1.220 | Rp1.210 | Rp1.200 | Rp1.200 | 0,00 | 0,02 | 0,00 | -0,01 | -0,01 | 0,00 | 0,00 |
| 21-Mar-19 | Rp236 | Rp240 | Rp240 | Rp240 | Rp242 | Rp242 | Rp242 | Rp242 | 0,02 | 0,00 | 0,00 | 0,00 | 0,00 | 0,00 | 0,02 |
| 25-Mar-19 | Rp9.100 | Rp9.100 | Rp9.100 | Rp9.100 | Rp9.100 | Rp9.100 | Rp9.100 | Rp9.100 | 0,00 | 0,00 | 0,00 | 0,00 | 0,00 | 0,00 | 0,00 |
| 27-Mar-19 | Rp1.790 | Rp1.745 | Rp1.710 | Rp1.675 | Rp1.660 | Rp1.650 | Rp1.655 | Rp1.635 | -0,03 | -0,02 | -0,02 | -0,01 | 0,00 | -0,01 | -0,08 |
| 18-Feb-19 | Rp100 | Rp103 | Rp100 | Rp105 | Rp106 | Rp103 | Rp105 | Rp110 | 0,03 | -0,03 | 0,05 | -0,03 | 0,02 | 0,05 | 0,09 |
| 28-Feb-19 | Rp850 | Rp850 | Rp840 | Rp840 | Rp850 | Rp850 | Rp840 | Rp840 | 0,00 | -0,01 | 0,00 | 0,00 | -0,01 | 0,00 | -0,02 |
| 26-Mar-19 | Rp2.510 | Rp2.540 | Rp2.390 | Rp2.350 | Rp2.550 | Rp2.550 | Rp2.550 | Rp2.550 | 0,01 | -0,06 | -0,02 | 0,00 | 0,00 | 0,00 | -0,06 |
| 25-Mar-19 | Rp3.800 | Rp3.800 | Rp3.650 | Rp3.560 | Rp3.750 | Rp3.750 | Rp3.580 | Rp3.570 | 0,00 | -0,04 | -0,02 | 0,00 | -0,05 | 0,00 | -0,11 |
| 15-Feb-19 | Rp825 | Rp830 | Rp810 | Rp810 | Rp800 | Rp830 | Rp860 | Rp920 | 0,01 | -0,02 | 0,00 | 0,04 | 0,04 | 0,07 | 0,13 |
| 18-Feb-19 | Rp3.990 | Rp3.890 | Rp3.690 | Rp3.600 | Rp3.530 | Rp3.500 | Rp3.500 | Rp3.610 | -0,03 | -0,05 | -0,02 | -0,01 | 0,00 | 0,03 | -0,08 |
| 22-Mar-19 | Rp450 | Rp412 | Rp412 | Rp460 | Rp436 | Rp428 | Rp462 | Rp426 | -0,08 | 0,00 | 0,12 | -0,02 | 0,08 | -0,08 | 0,02 |
| 25-Mar-19 | Rp460 | Rp456 | Rp434 | Rp428 | Rp442 | Rp420 | Rp412 | Rp408 | -0,01 | -0,05 | -0,01 | -0,05 | -0,02 | -0,01 | -0,15 |
| 22-Feb-19 | Rp4.110 | Rp4.110 | Rp4.110 | Rp4.110 | Rp4.110 | Rp4.110 | Rp4.110 | Rp4.110 | 0,00 | 0,00 | 0,00 | 0,00 | 0,00 | 0,00 | 0,00 |
| 14-Feb-19 | Rp1.610 | Rp1.555 | Rp1.560 | Rp1.545 | Rp1.540 | Rp1.525 | Rp1.510 | Rp1.525 | -0,03 | 0,00 | -0,01 | -0,01 | -0,01 | 0,01 | -0,05 |

| | | | | | | | | | | | | | | | |
|-----------|----------|----------|----------|----------|----------|----------|----------|----------|-------|-------|-------|-------|-------|-------|-------|
| 08-Mar-19 | Rp182 | Rp165 | Rp173 | Rp164 | Rp173 | Rp161 | Rp156 | Rp156 | -0,09 | 0,05 | -0,05 | -0,07 | -0,03 | 0,00 | -0,20 |
| 30-Mar-19 | Rp13.875 | Rp13.775 | Rp13.900 | Rp13.950 | Rp13.950 | Rp13.800 | Rp13.600 | Rp13.850 | -0,01 | 0,01 | 0,00 | -0,01 | -0,01 | 0,02 | 0,00 |
| 28-Mar-19 | Rp9.000 | Rp9.000 | Rp8.750 | Rp9.000 | Rp9.500 | Rp9.750 | Rp10.000 | Rp10.000 | 0,00 | -0,03 | 0,03 | 0,03 | 0,03 | 0,00 | 0,05 |
| 25-Mar-19 | Rp163 | Rp165 | Rp163 | Rp163 | Rp161 | Rp164 | Rp159 | Rp163 | 0,01 | -0,01 | 0,00 | 0,02 | -0,03 | 0,03 | 0,01 |
| 26-Mar-19 | Rp920 | Rp975 | Rp980 | Rp940 | Rp970 | Rp950 | Rp960 | Rp940 | 0,06 | 0,01 | -0,04 | -0,02 | 0,01 | -0,02 | -0,01 |
| 27-Mar-19 | Rp1.665 | Rp1.665 | Rp1.575 | Rp1.580 | Rp1.580 | Rp1.605 | Rp1.620 | Rp1.620 | 0,00 | -0,05 | 0,00 | 0,02 | 0,01 | 0,00 | -0,03 |
| 14-Mar-19 | Rp5.650 | Rp5.650 | Rp5.650 | Rp5.650 | Rp5.650 | Rp5.250 | Rp5.300 | Rp5.300 | 0,00 | 0,00 | 0,00 | -0,07 | 0,01 | 0,00 | -0,06 |
| 28-Mar-19 | Rp414 | Rp416 | Rp420 | Rp450 | Rp430 | Rp510 | Rp434 | Rp440 | 0,00 | 0,01 | 0,07 | 0,19 | -0,15 | 0,01 | 0,14 |
| 28-Mar-19 | Rp264 | Rp278 | Rp264 | Rp262 | Rp274 | Rp278 | Rp278 | Rp268 | 0,05 | -0,05 | -0,01 | 0,01 | 0,00 | -0,04 | -0,03 |
| 25-Mar-19 | Rp955 | Rp965 | Rp975 | Rp970 | Rp955 | Rp975 | Rp975 | Rp975 | 0,01 | 0,01 | -0,01 | 0,02 | 0,00 | 0,00 | 0,04 |
| 27-Mar-19 | Rp70 | Rp71 | Rp70 | Rp69 | Rp70 | Rp72 | Rp70 | Rp66 | 0,01 | -0,01 | -0,01 | 0,03 | -0,03 | -0,06 | -0,07 |
| 05-Mar-19 | Rp585 | Rp690 | Rp630 | Rp610 | Rp600 | Rp595 | Rp595 | Rp565 | 0,18 | -0,09 | -0,03 | -0,01 | 0,00 | -0,05 | 0,00 |
| 28-Mar-19 | Rp1.065 | Rp1.055 | Rp1.075 | Rp1.045 | Rp1.070 | Rp1.065 | Rp1.065 | Rp1.045 | -0,01 | 0,02 | -0,03 | 0,00 | 0,00 | -0,02 | -0,04 |
| 30-Mar-19 | Rp3.300 | Rp3.300 | Rp3.300 | Rp3.300 | Rp3.300 | Rp3.300 | Rp3.300 | Rp3.300 | 0,00 | 0,00 | 0,00 | 0,00 | 0,00 | 0,00 | 0,00 |
| 26-Mar-19 | Rp118 | Rp120 | Rp120 | Rp119 | Rp118 | Rp119 | Rp119 | Rp124 | 0,02 | 0,00 | -0,01 | 0,01 | 0,00 | 0,04 | 0,06 |
| 11-Mar-19 | Rp278 | Rp278 | Rp284 | Rp282 | Rp284 | Rp284 | Rp284 | Rp284 | 0,00 | 0,02 | -0,01 | 0,00 | 0,00 | 0,00 | 0,01 |
| 28-Mar-19 | Rp765 | Rp760 | Rp735 | Rp740 | Rp745 | Rp750 | Rp750 | Rp755 | -0,01 | -0,03 | 0,01 | 0,01 | 0,00 | 0,01 | -0,02 |
| 22-Mar-19 | Rp740 | Rp740 | Rp740 | Rp800 | Rp840 | Rp800 | Rp830 | Rp800 | 0,00 | 0,00 | 0,08 | -0,05 | 0,04 | -0,04 | 0,03 |
| 01-Mar-19 | Rp16.750 | Rp16.700 | Rp16.700 | Rp16.700 | Rp16.700 | Rp16.700 | Rp16.700 | Rp16.700 | 0,00 | 0,00 | 0,00 | 0,00 | 0,00 | 0,00 | 0,00 |
| 25-Mar-19 | Rp4.880 | Rp4.550 | Rp4.350 | Rp4.380 | Rp4.000 | Rp3.780 | Rp3.500 | Rp3.540 | -0,07 | -0,04 | 0,01 | -0,06 | -0,07 | 0,01 | -0,22 |
| 08-Mar-19 | Rp810 | Rp800 | Rp795 | Rp810 | Rp800 | Rp800 | Rp800 | Rp800 | -0,01 | -0,01 | 0,02 | 0,00 | 0,00 | 0,00 | 0,00 |
| 29-Mar-19 | Rp2.550 | Rp2.550 | Rp2.550 | Rp2.550 | Rp2.550 | Rp2.700 | Rp2.700 | Rp2.700 | 0,00 | 0,00 | 0,00 | 0,06 | 0,00 | 0,00 | 0,06 |
| 26-Feb-19 | Rp180 | Rp184 | Rp187 | Rp185 | Rp185 | Rp180 | Rp183 | Rp181 | 0,02 | 0,02 | -0,01 | -0,03 | 0,02 | -0,01 | 0,01 |
| 06-Mar-19 | Rp1.370 | Rp1.375 | Rp1.335 | Rp1.430 | Rp1.425 | Rp1.330 | Rp1.350 | Rp1.270 | 0,00 | -0,03 | 0,07 | -0,07 | 0,02 | -0,06 | -0,07 |
| 29-Apr-19 | Rp3.770 | Rp3.820 | Rp3.820 | Rp3.890 | Rp3.950 | Rp3.930 | Rp3.950 | Rp4.040 | 0,01 | 0,00 | 0,02 | -0,01 | 0,01 | 0,02 | 0,05 |

| | | | | | | | | | | | | | | | |
|-----------|----------|----------|----------|----------|----------|----------|----------|----------|-------|-------|-------|-------|-------|-------|-------|
| 28-Mar-19 | Rp147 | Rp147 | Rp154 | Rp152 | Rp154 | Rp154 | Rp153 | Rp154 | 0,00 | 0,05 | -0,01 | 0,00 | -0,01 | 0,01 | 0,03 |
| 15-Mar-19 | Rp320 | Rp328 | Rp324 | Rp324 | Rp324 | Rp318 | Rp326 | Rp340 | 0,03 | -0,01 | 0,00 | -0,02 | 0,03 | 0,04 | 0,06 |
| 22-Apr-19 | Rp730 | Rp725 | Rp780 | Rp735 | Rp720 | Rp700 | Rp725 | Rp750 | -0,01 | 0,08 | -0,06 | -0,03 | 0,04 | 0,03 | 0,05 |
| 25-Mar-19 | Rp404 | Rp402 | Rp402 | Rp402 | Rp400 | Rp400 | Rp398 | Rp402 | 0,00 | 0,00 | 0,00 | 0,00 | -0,01 | 0,01 | 0,00 |
| 27-Mar-19 | Rp133 | Rp134 | Rp131 | Rp132 | Rp134 | Rp131 | Rp125 | Rp126 | 0,01 | -0,02 | 0,01 | -0,02 | -0,05 | 0,01 | -0,07 |
| 28-Mar-19 | Rp135 | Rp135 | Rp135 | Rp139 | Rp136 | Rp137 | Rp140 | Rp137 | 0,00 | 0,00 | 0,03 | 0,01 | 0,02 | -0,02 | 0,04 |
| 26-Mar-19 | Rp206 | Rp220 | Rp226 | Rp236 | Rp236 | Rp226 | Rp226 | Rp222 | 0,07 | 0,03 | 0,04 | -0,04 | 0,00 | -0,02 | 0,08 |
| 25-Mar-19 | Rp400 | Rp400 | Rp400 | Rp400 | Rp400 | Rp400 | Rp400 | Rp400 | 0,00 | 0,00 | 0,00 | 0,00 | 0,00 | 0,00 | 0,00 |
| 18-Mar-19 | Rp117 | Rp119 | Rp118 | Rp117 | Rp117 | Rp118 | Rp119 | Rp118 | 0,02 | -0,01 | -0,01 | 0,01 | 0,01 | -0,01 | 0,01 |
| 15-Mar-19 | Rp242 | Rp242 | Rp242 | Rp242 | Rp242 | Rp222 | Rp222 | Rp222 | 0,00 | 0,00 | 0,00 | -0,08 | 0,00 | 0,00 | -0,08 |
| 15-Mar-19 | Rp1.710 | Rp1.675 | Rp1.700 | Rp1.725 | Rp1.745 | Rp1.745 | Rp1.750 | Rp1.735 | -0,02 | 0,01 | 0,01 | 0,00 | 0,00 | -0,01 | 0,00 |
| 27-Feb-19 | Rp1.175 | Rp1.175 | Rp1.195 | Rp1.200 | Rp1.205 | Rp1.195 | Rp1.195 | Rp1.195 | 0,00 | 0,02 | 0,00 | -0,01 | 0,00 | 0,00 | 0,01 |
| 25-Mar-19 | Rp1.240 | Rp1.240 | Rp1.240 | Rp1.245 | Rp1.235 | Rp1.245 | Rp1.265 | Rp1.265 | 0,00 | 0,00 | 0,00 | 0,01 | 0,02 | 0,00 | 0,03 |
| 25-Feb-19 | Rp26.050 | Rp26.000 | Rp26.500 | Rp27.950 | Rp27.250 | Rp27.800 | Rp27.600 | Rp26.500 | 0,00 | 0,02 | 0,05 | 0,02 | -0,01 | -0,04 | 0,05 |
| 31-Jan-19 | Rp9.800 | Rp9.550 | Rp9.500 | Rp9.800 | Rp10.000 | Rp10.000 | Rp9.775 | Rp9.975 | -0,03 | -0,01 | 0,03 | 0,00 | -0,02 | 0,02 | 0,00 |
| 01-Mar-19 | Rp1.820 | Rp1.820 | Rp1.820 | Rp1.820 | Rp1.815 | Rp1.815 | Rp1.810 | Rp1.805 | 0,00 | 0,00 | 0,00 | 0,00 | 0,00 | 0,00 | -0,01 |
| 29-Mar-19 | Rp100 | Rp105 | Rp102 | Rp103 | Rp103 | Rp102 | Rp101 | Rp100 | 0,05 | -0,03 | 0,01 | -0,01 | -0,01 | -0,01 | 0,00 |
| 25-Mar-19 | Rp100 | Rp99 | Rp101 | Rp103 | Rp103 | Rp101 | Rp102 | Rp119 | -0,01 | 0,02 | 0,02 | -0,02 | 0,01 | 0,17 | 0,19 |
| 25-Mar-19 | Rp336 | Rp334 | Rp328 | Rp328 | Rp324 | Rp326 | Rp324 | Rp324 | -0,01 | -0,02 | 0,00 | 0,01 | -0,01 | 0,00 | -0,02 |
| 31-Dec-18 | Rp151 | Rp151 | Rp152 | Rp152 | Rp152 | Rp152 | Rp152 | Rp155 | 0,00 | 0,01 | 0,00 | 0,00 | 0,00 | 0,02 | 0,03 |
| 18-Mar-19 | Rp272 | Rp276 | Rp314 | Rp306 | Rp306 | Rp294 | Rp290 | Rp280 | 0,01 | 0,14 | -0,03 | -0,04 | -0,01 | -0,03 | 0,04 |
| 08-Mar-19 | Rp1.830 | Rp1.870 | Rp1.815 | Rp1.830 | Rp1.810 | Rp1.820 | Rp1.820 | Rp1.875 | 0,02 | -0,03 | 0,01 | 0,01 | 0,00 | 0,03 | 0,04 |
| 21-Mar-19 | Rp490 | Rp490 | Rp490 | Rp492 | Rp490 | Rp510 | Rp500 | Rp510 | 0,00 | 0,00 | 0,00 | 0,04 | -0,02 | 0,02 | 0,05 |
| 11-Mar-19 | Rp490 | Rp520 | Rp530 | Rp520 | Rp530 | Rp520 | Rp515 | Rp510 | 0,06 | 0,02 | -0,02 | -0,02 | -0,01 | -0,01 | 0,02 |

Bagian dari perhitungan abnormal return

| <i>IHSG</i> | | | | | | | | <i>Rmit</i> | | | | | | <i>c</i> |
|-----------------|-----------------|-----------------|-----------------|-------------------------------|----------------|----------------|----------------|----------------|----------------|----------------|--------------|--------------|--------------|---------------|
| <i>IHSGit-4</i> | <i>IHSGit-3</i> | <i>IHSGit-2</i> | <i>IHSGit-1</i> | <i>IHSGit (Published Day)</i> | <i>IHSGit1</i> | <i>IHSGit2</i> | <i>IHSGit3</i> | <i>Rmit1-1</i> | <i>Rmit1-2</i> | <i>Rmit1-3</i> | <i>Rmit1</i> | <i>Rmit2</i> | <i>Rmit3</i> | $\Sigma Rmit$ |
| Rp6.420,02 | Rp6.389,09 | Rp6.497,82 | Rp6.494,67 | Rp6.512,78 | Rp6.537,77 | Rp6.501,38 | Rp6.525,36 | 0,00 | 0,02 | 0,00 | 0,00 | -0,01 | 0,00 | 0,01 |
| Rp6.501,38 | Rp6.525,36 | Rp6.540,95 | Rp6.525,68 | Rp6.443,35 | Rp6.499,88 | Rp6.488,42 | Rp6.441,28 | 0,00 | 0,00 | 0,00 | 0,01 | 0,00 | -0,01 | 0,00 |
| Rp6.435,15 | Rp6.481,54 | Rp6.507,22 | Rp6.414,74 | Rp6.462,82 | Rp6.447,89 | Rp6.372,79 | Rp6.401,08 | 0,01 | 0,00 | -0,01 | 0,00 | -0,01 | 0,00 | -0,01 |
| Rp6.494,67 | Rp6.512,78 | Rp6.537,77 | Rp6.501,38 | Rp6.525,36 | Rp6.540,95 | Rp6.525,68 | Rp6.443,35 | 0,00 | 0,00 | -0,01 | 0,00 | 0,00 | -0,01 | -0,01 |
| Rp6.366,43 | Rp6.353,77 | Rp6.377,58 | Rp6.413,27 | Rp6.461,18 | Rp6.509,45 | Rp6.480,28 | Rp6.482,71 | 0,00 | 0,00 | 0,01 | 0,01 | 0,00 | 0,00 | 0,01 |
| Rp6.484,35 | Rp6.478,33 | Rp6.410,17 | Rp6.405,87 | Rp6.435,15 | Rp6.481,54 | Rp6.507,22 | Rp6.414,74 | 0,00 | -0,01 | 0,00 | 0,01 | 0,00 | -0,01 | -0,02 |
| Rp6.468,56 | Rp6.451,17 | Rp6.466,66 | Rp6.482,84 | Rp6.458,71 | Rp6.436,48 | Rp6.464,19 | Rp6.532,97 | 0,00 | 0,00 | 0,00 | 0,00 | 0,00 | 0,01 | 0,01 |
| Rp6.525,27 | Rp6.411,25 | Rp6.470,00 | Rp6.444,74 | Rp6.480,79 | Rp6.468,76 | Rp6.452,61 | Rp6.476,07 | -0,02 | 0,01 | 0,00 | 0,00 | 0,00 | 0,00 | -0,01 |
| Rp6.525,68 | Rp6.443,35 | Rp6.499,88 | Rp6.488,42 | Rp6.441,28 | Rp6.457,96 | Rp6.383,07 | Rp6.366,43 | -0,01 | 0,01 | 0,00 | 0,00 | -0,01 | 0,00 | -0,02 |
| Rp6.482,71 | Rp6.501,78 | Rp6.525,27 | Rp6.411,25 | Rp6.470,00 | Rp6.444,74 | Rp6.480,79 | Rp6.468,76 | 0,00 | 0,00 | -0,02 | 0,00 | 0,01 | 0,00 | -0,01 |
| Rp6.383,07 | Rp6.366,43 | Rp6.353,77 | Rp6.377,58 | Rp6.413,27 | Rp6.461,18 | Rp6.509,45 | Rp6.480,28 | 0,00 | 0,00 | 0,00 | 0,01 | 0,01 | 0,00 | 0,01 |
| Rp6.353,77 | Rp6.377,58 | Rp6.413,27 | Rp6.461,18 | Rp6.509,45 | Rp6.480,76 | Rp6.482,71 | Rp6.501,78 | 0,00 | 0,01 | 0,01 | 0,00 | 0,00 | 0,00 | 0,02 |
| Rp6.135,40 | Rp6.071,20 | Rp5.980,89 | Rp5.895,74 | Rp5.826,87 | Rp5.907,12 | Rp5.951,37 | Rp5.939,64 | -0,01 | -0,01 | -0,01 | 0,01 | 0,01 | 0,00 | -0,02 |
| Rp6.501,78 | Rp6.525,27 | Rp6.411,25 | Rp6.470,00 | Rp6.444,74 | Rp6.480,79 | Rp6.468,76 | Rp6.452,61 | 0,00 | -0,02 | 0,01 | 0,01 | 0,00 | 0,00 | 0,00 |
| Rp6.413,27 | Rp6.461,18 | Rp6.509,45 | Rp6.480,28 | Rp6.482,71 | Rp6.501,78 | Rp6.525,27 | Rp6.411,25 | 0,01 | 0,01 | 0,00 | 0,00 | 0,00 | -0,02 | 0,00 |
| Rp6.411,25 | Rp6.470,00 | Rp6.444,74 | Rp6.480,79 | Rp6.452,61 | Rp6.476,07 | Rp6.494,63 | Rp6.474,02 | 0,01 | 0,00 | 0,01 | 0,00 | 0,00 | 0,00 | 0,01 |
| Rp6.481,54 | Rp6.507,22 | Rp6.414,74 | Rp6.462,82 | Rp6.447,89 | Rp6.372,79 | Rp6.401,08 | Rp6.425,90 | 0,00 | -0,01 | 0,01 | -0,01 | 0,00 | 0,00 | -0,01 |

| | | | | | | | | | | | | | | |
|------------|------------|------------|------------|------------|------------|------------|------------|-------|-------|-------|-------|-------|-------|-------|
| Rp5.797,89 | Rp5.709,42 | Rp5.754,97 | Rp5.784,92 | Rp5.784,92 | Rp5.754,61 | Rp5.789,10 | Rp5.831,65 | -0,02 | 0,01 | 0,01 | -0,01 | 0,01 | 0,01 | 0,01 |
| Rp6.525,68 | Rp6.443,35 | Rp6.499,88 | Rp6.488,42 | Rp6.441,28 | Rp6.457,96 | Rp6.383,07 | Rp6.366,43 | -0,01 | 0,01 | 0,00 | 0,00 | -0,01 | 0,00 | -0,02 |
| Rp6.525,27 | Rp6.411,25 | Rp6.470,00 | Rp6.444,74 | Rp6.480,79 | Rp6.468,76 | Rp6.452,61 | Rp6.476,07 | -0,02 | 0,01 | 0,00 | 0,00 | 0,00 | 0,00 | -0,01 |
| Rp6.525,27 | Rp6.411,25 | Rp6.470,00 | Rp6.444,74 | Rp6.480,79 | Rp6.468,76 | Rp6.452,61 | Rp6.476,07 | -0,02 | 0,01 | 0,00 | 0,00 | 0,00 | 0,00 | -0,01 |
| Rp6.464,19 | Rp6.532,97 | Rp6.538,64 | Rp6.481,45 | Rp6.547,88 | Rp6.536,46 | Rp6.521,66 | Rp6.495,00 | 0,01 | 0,00 | -0,01 | 0,00 | 0,00 | 0,00 | -0,01 |
| Rp6.413,27 | Rp6.461,18 | Rp6.509,45 | Rp6.480,28 | Rp6.482,71 | Rp6.501,78 | Rp6.525,27 | Rp6.411,25 | 0,01 | 0,01 | 0,00 | 0,00 | 0,00 | 0,00 | -0,02 |
| Rp6.420,02 | Rp6.389,09 | Rp6.497,82 | Rp6.494,67 | Rp6.512,78 | Rp6.537,77 | Rp6.501,38 | Rp6.525,36 | 0,00 | 0,02 | 0,00 | 0,00 | -0,01 | 0,00 | 0,01 |
| Rp6.537,77 | Rp6.501,38 | Rp6.525,39 | Rp6.540,95 | Rp6.525,68 | Rp6.443,35 | Rp6.499,88 | Rp6.488,42 | -0,01 | 0,00 | 0,00 | -0,01 | 0,01 | 0,00 | -0,01 |
| Rp6.366,43 | Rp6.353,77 | Rp6.377,58 | Rp6.413,27 | Rp6.461,18 | Rp6.509,45 | Rp6.480,28 | Rp6.482,71 | 0,00 | 0,00 | 0,01 | 0,01 | 0,00 | 0,00 | 0,01 |
| Rp6.480,28 | Rp6.482,71 | Rp6.501,78 | Rp6.525,27 | Rp6.411,25 | Rp6.470,00 | Rp6.444,74 | Rp6.480,79 | 0,00 | 0,00 | 0,00 | 0,01 | 0,00 | 0,01 | 0,02 |
| Rp6.501,78 | Rp6.525,27 | Rp6.411,25 | Rp6.470,00 | Rp6.444,74 | Rp6.480,79 | Rp6.468,76 | Rp6.452,61 | 0,00 | -0,02 | 0,01 | 0,01 | 0,00 | 0,00 | 0,00 |
| Rp6.420,02 | Rp6.389,09 | Rp6.497,82 | Rp6.494,67 | Rp6.512,78 | Rp6.537,77 | Rp6.501,38 | Rp6.525,36 | 0,00 | 0,02 | 0,00 | 0,00 | -0,01 | 0,00 | 0,01 |
| Rp6.482,71 | Rp6.501,78 | Rp6.525,27 | Rp6.411,25 | Rp6.470,00 | Rp6.444,74 | Rp6.480,79 | Rp6.468,76 | 0,00 | 0,00 | -0,02 | 0,00 | 0,01 | 0,00 | -0,01 |
| Rp6.420,02 | Rp6.389,09 | Rp6.497,82 | Rp6.494,67 | Rp6.512,78 | Rp6.537,77 | Rp6.501,38 | Rp6.525,36 | 0,00 | 0,02 | 0,00 | 0,00 | -0,01 | 0,00 | 0,01 |
| Rp6.411,25 | Rp6.470,00 | Rp6.444,74 | Rp6.480,79 | Rp6.452,61 | Rp6.476,07 | Rp6.494,63 | Rp6.474,02 | 0,01 | 0,00 | 0,01 | 0,00 | 0,00 | 0,00 | 0,01 |
| Rp6.525,27 | Rp6.411,25 | Rp6.470,00 | Rp6.444,74 | Rp6.480,79 | Rp6.468,76 | Rp6.452,61 | Rp6.476,07 | -0,02 | 0,01 | 0,00 | 0,00 | 0,00 | 0,00 | -0,01 |
| Rp6.411,25 | Rp6.470,00 | Rp6.444,74 | Rp6.480,79 | Rp6.452,61 | Rp6.476,07 | Rp6.494,63 | Rp6.474,02 | 0,01 | 0,00 | 0,01 | 0,00 | 0,00 | 0,00 | 0,01 |
| Rp6.411,25 | Rp6.470,00 | Rp6.444,74 | Rp6.480,79 | Rp6.452,61 | Rp6.476,07 | Rp6.494,63 | Rp6.474,02 | 0,01 | 0,00 | 0,01 | 0,00 | 0,00 | 0,00 | 0,01 |
| Rp6.451,17 | Rp6.466,66 | Rp6.482,84 | Rp6.458,71 | Rp6.436,48 | Rp6.464,19 | Rp6.532,97 | Rp6.538,64 | 0,00 | 0,00 | 0,00 | 0,00 | 0,01 | 0,00 | 0,02 |
| Rp6.501,78 | Rp6.525,27 | Rp6.411,25 | Rp6.470,00 | Rp6.444,74 | Rp6.480,79 | Rp6.468,76 | Rp6.452,61 | 0,00 | -0,02 | 0,01 | 0,01 | 0,00 | 0,00 | 0,00 |
| Rp6.482,71 | Rp6.501,78 | Rp6.525,27 | Rp6.411,25 | Rp6.470,00 | Rp6.444,74 | Rp6.480,79 | Rp6.468,76 | 0,00 | 0,00 | -0,02 | 0,00 | 0,01 | 0,00 | -0,01 |
| Rp6.353,77 | Rp6.377,58 | Rp6.413,27 | Rp6.461,18 | Rp6.509,45 | Rp6.480,76 | Rp6.482,71 | Rp6.501,78 | 0,00 | 0,01 | 0,01 | 0,00 | 0,00 | 0,00 | 0,02 |
| Rp6.419,12 | Rp6.420,02 | Rp6.389,09 | Rp6.497,82 | Rp6.494,67 | Rp6.512,78 | Rp6.537,77 | Rp6.501,38 | 0,00 | 0,00 | 0,02 | 0,00 | 0,00 | -0,01 | 0,01 |
| Rp6.501,78 | Rp6.525,27 | Rp6.411,25 | Rp6.470,00 | Rp6.444,74 | Rp6.480,79 | Rp6.468,76 | Rp6.452,61 | 0,00 | -0,02 | 0,01 | 0,01 | 0,00 | 0,00 | 0,00 |

| | | | | | | | | | | | | | | |
|------------|------------|------------|------------|------------|------------|------------|------------|-------|-------|-------|-------|-------|-------|-------|
| Rp6.411,25 | Rp6.470,00 | Rp6.444,74 | Rp6.480,79 | Rp6.452,61 | Rp6.476,07 | Rp6.494,63 | Rp6.474,02 | 0,01 | 0,00 | 0,01 | 0,00 | 0,00 | 0,00 | 0,01 |
| Rp6.413,27 | Rp6.461,18 | Rp6.509,45 | Rp6.480,28 | Rp6.482,71 | Rp6.501,78 | Rp6.525,27 | Rp6.411,25 | 0,01 | 0,01 | 0,00 | 0,00 | 0,00 | -0,02 | 0,00 |
| Rp6.411,25 | Rp6.470,00 | Rp6.444,74 | Rp6.480,79 | Rp6.452,61 | Rp6.476,07 | Rp6.494,63 | Rp6.474,02 | 0,01 | 0,00 | 0,01 | 0,00 | 0,00 | 0,00 | 0,01 |
| Rp6.482,71 | Rp6.501,78 | Rp6.525,27 | Rp6.411,25 | Rp6.470,00 | Rp6.444,74 | Rp6.480,79 | Rp6.468,76 | 0,00 | 0,00 | -0,02 | 0,00 | 0,01 | 0,00 | -0,01 |
| Rp6.336,12 | Rp6.408,78 | Rp6.413,36 | Rp6.423,78 | Rp6.448,16 | Rp6.450,83 | Rp6.468,56 | Rp6.451,17 | 0,01 | 0,00 | 0,00 | 0,00 | 0,00 | 0,00 | 0,01 |
| Rp6.501,78 | Rp6.525,27 | Rp6.411,25 | Rp6.470,00 | Rp6.444,74 | Rp6.480,79 | Rp6.468,76 | Rp6.452,61 | 0,00 | -0,02 | 0,01 | 0,01 | 0,00 | 0,00 | 0,00 |
| Rp6.411,25 | Rp6.470,00 | Rp6.444,74 | Rp6.480,79 | Rp6.452,61 | Rp6.476,07 | Rp6.494,63 | Rp6.474,02 | 0,01 | 0,00 | 0,01 | 0,00 | 0,00 | 0,00 | 0,01 |
| Rp6.468,56 | Rp6.451,17 | Rp6.466,66 | Rp6.482,84 | Rp6.458,71 | Rp6.436,48 | Rp6.464,19 | Rp6.532,97 | 0,00 | 0,00 | 0,00 | 0,00 | 0,00 | 0,01 | 0,01 |
| Rp6.480,28 | Rp6.482,71 | Rp6.501,78 | Rp6.525,27 | Rp6.411,25 | Rp6.470,00 | Rp6.444,74 | Rp6.480,79 | 0,00 | 0,00 | 0,00 | 0,01 | 0,00 | 0,01 | 0,02 |
| Rp6.482,71 | Rp6.501,78 | Rp6.525,27 | Rp6.411,25 | Rp6.470,00 | Rp6.444,74 | Rp6.480,79 | Rp6.468,76 | 0,00 | 0,00 | -0,02 | 0,00 | 0,01 | 0,00 | -0,01 |
| Rp6.464,19 | Rp6.532,97 | Rp6.538,64 | Rp6.481,45 | Rp6.547,88 | Rp6.536,46 | Rp6.521,66 | Rp6.495,00 | 0,01 | 0,00 | -0,01 | 0,00 | 0,00 | 0,00 | -0,01 |
| Rp6.536,46 | Rp6.521,66 | Rp6.496,00 | Rp6.426,33 | Rp6.419,12 | Rp6.420,02 | Rp6.389,09 | Rp6.497,82 | 0,00 | 0,00 | -0,01 | 0,00 | 0,00 | 0,02 | 0,00 |
| Rp6.420,02 | Rp6.389,09 | Rp6.497,82 | Rp6.494,67 | Rp6.512,78 | Rp6.537,77 | Rp6.501,38 | Rp6.525,36 | 0,00 | 0,02 | 0,00 | 0,00 | -0,01 | 0,00 | 0,01 |
| Rp6.525,27 | Rp6.411,25 | Rp6.470,00 | Rp6.444,74 | Rp6.480,79 | Rp6.468,76 | Rp6.452,61 | Rp6.476,07 | -0,02 | 0,01 | 0,00 | 0,00 | 0,00 | 0,00 | -0,01 |
| Rp6.366,43 | Rp6.353,77 | Rp6.377,58 | Rp6.413,27 | Rp6.461,18 | Rp6.509,45 | Rp6.480,28 | Rp6.482,71 | 0,00 | 0,00 | 0,01 | 0,01 | 0,00 | 0,00 | 0,01 |
| Rp6.525,27 | Rp6.411,25 | Rp6.470,00 | Rp6.444,74 | Rp6.480,79 | Rp6.468,76 | Rp6.452,61 | Rp6.476,07 | -0,02 | 0,01 | 0,00 | 0,00 | 0,00 | 0,00 | -0,01 |
| Rp6.443,35 | Rp6.499,88 | Rp6.488,42 | Rp6.441,28 | Rp6.457,96 | Rp6.383,07 | Rp6.366,43 | Rp6.353,77 | 0,01 | 0,00 | -0,01 | -0,01 | 0,00 | 0,00 | -0,02 |
| Rp6.499,88 | Rp6.488,42 | Rp6.441,28 | Rp6.457,96 | Rp6.383,07 | Rp6.366,43 | Rp6.353,77 | Rp6.377,58 | 0,00 | -0,01 | 0,00 | 0,00 | 0,00 | 0,00 | -0,01 |
| Rp6.509,45 | Rp6.480,28 | Rp6.482,71 | Rp6.501,78 | Rp6.525,27 | Rp6.411,25 | Rp6.470,00 | Rp6.444,74 | 0,00 | 0,00 | 0,00 | -0,02 | 0,01 | 0,00 | -0,01 |
| Rp6.480,28 | Rp6.482,71 | Rp6.501,78 | Rp6.525,27 | Rp6.411,25 | Rp6.470,00 | Rp6.444,74 | Rp6.480,79 | 0,00 | 0,00 | 0,00 | 0,01 | 0,00 | 0,01 | 0,02 |
| Rp6.495,00 | Rp6.426,33 | Rp6.419,12 | Rp6.420,02 | Rp6.389,09 | Rp6.497,82 | Rp6.494,67 | Rp6.512,78 | -0,01 | 0,00 | 0,00 | 0,02 | 0,00 | 0,00 | 0,01 |
| Rp6.423,78 | Rp6.448,16 | Rp6.450,83 | Rp6.468,56 | Rp6.451,17 | Rp6.466,66 | Rp6.482,84 | Rp6.458,71 | 0,00 | 0,00 | 0,00 | 0,00 | 0,00 | 0,00 | 0,01 |
| Rp6.413,27 | Rp6.461,18 | Rp6.509,45 | Rp6.480,28 | Rp6.482,71 | Rp6.501,78 | Rp6.525,27 | Rp6.411,25 | 0,01 | 0,01 | 0,00 | 0,00 | 0,00 | -0,02 | 0,00 |
| Rp6.499,88 | Rp6.488,42 | Rp6.441,28 | Rp6.457,96 | Rp6.383,07 | Rp6.366,43 | Rp6.353,77 | Rp6.377,58 | 0,00 | -0,01 | 0,00 | 0,00 | 0,00 | 0,00 | -0,01 |

| | | | | | | | | | | | | | | |
|------------|------------|------------|------------|------------|------------|------------|------------|-------|-------|-------|-------|-------|-------|-------|
| Rp6.413,27 | Rp6.461,18 | Rp6.509,45 | Rp6.480,28 | Rp6.482,71 | Rp6.501,78 | Rp6.525,27 | Rp6.411,25 | 0,01 | 0,01 | 0,00 | 0,00 | 0,00 | -0,02 | 0,00 |
| Rp6.499,88 | Rp6.488,42 | Rp6.441,28 | Rp6.457,96 | Rp6.383,07 | Rp6.366,43 | Rp6.353,77 | Rp6.377,58 | 0,00 | -0,01 | 0,00 | 0,00 | 0,00 | 0,00 | -0,01 |
| Rp6.411,25 | Rp6.470,00 | Rp6.444,74 | Rp6.480,79 | Rp6.452,61 | Rp6.476,07 | Rp6.494,63 | Rp6.474,02 | 0,01 | 0,00 | 0,01 | 0,00 | 0,00 | 0,00 | 0,01 |
| Rp6.525,27 | Rp6.411,25 | Rp6.470,00 | Rp6.444,74 | Rp6.480,79 | Rp6.468,76 | Rp6.452,61 | Rp6.476,07 | -0,02 | 0,01 | 0,00 | 0,00 | 0,00 | 0,00 | -0,01 |
| Rp6.270,20 | Rp6.198,80 | Rp6.209,12 | Rp6.135,40 | Rp6.071,20 | Rp5.980,89 | Rp5.895,74 | Rp5.826,87 | -0,01 | 0,00 | -0,01 | -0,01 | -0,01 | -0,01 | -0,06 |
| Rp6.366,43 | Rp6.353,77 | Rp6.377,58 | Rp6.413,27 | Rp6.461,18 | Rp6.509,45 | Rp6.480,28 | Rp6.482,71 | 0,00 | 0,00 | 0,01 | 0,01 | 0,00 | 0,00 | 0,01 |
| Rp6.495,00 | Rp6.426,33 | Rp6.419,12 | Rp6.420,02 | Rp6.389,09 | Rp6.497,82 | Rp6.494,67 | Rp6.512,78 | -0,01 | 0,00 | 0,00 | 0,02 | 0,00 | 0,00 | 0,01 |
| Rp6.366,43 | Rp6.353,77 | Rp6.377,58 | Rp6.413,27 | Rp6.461,18 | Rp6.509,45 | Rp6.480,28 | Rp6.482,71 | 0,00 | 0,00 | 0,01 | 0,01 | 0,00 | 0,00 | 0,01 |
| Rp6.488,42 | Rp6.441,28 | Rp6.457,96 | Rp6.383,07 | Rp6.366,43 | Rp6.353,77 | Rp6.377,58 | Rp6.413,27 | -0,01 | 0,00 | -0,01 | 0,00 | 0,00 | 0,01 | -0,01 |
| Rp6.499,88 | Rp6.488,42 | Rp6.441,28 | Rp6.457,96 | Rp6.383,07 | Rp6.366,43 | Rp6.353,77 | Rp6.377,58 | 0,00 | -0,01 | 0,00 | 0,00 | 0,00 | 0,00 | -0,01 |
| Rp6.501,78 | Rp6.525,27 | Rp6.411,25 | Rp6.470,00 | Rp6.444,74 | Rp6.480,79 | Rp6.468,76 | Rp6.452,61 | 0,00 | -0,02 | 0,01 | 0,01 | 0,00 | 0,00 | 0,00 |
| Rp6.540,95 | Rp6.525,68 | Rp6.443,35 | Rp6.499,88 | Rp6.488,42 | Rp5.441,28 | Rp6.457,96 | Rp6.383,07 | 0,00 | -0,01 | 0,01 | -0,16 | 0,19 | -0,01 | 0,01 |
| Rp6.411,25 | Rp6.470,00 | Rp6.444,74 | Rp6.480,79 | Rp6.452,61 | Rp6.476,07 | Rp6.494,63 | Rp6.474,02 | 0,01 | 0,00 | 0,01 | 0,00 | 0,00 | 0,00 | 0,01 |
| Rp6.525,27 | Rp6.411,25 | Rp6.470,00 | Rp6.444,74 | Rp6.480,79 | Rp6.468,76 | Rp6.452,61 | Rp6.476,07 | -0,02 | 0,01 | 0,00 | 0,00 | 0,00 | 0,00 | -0,01 |
| Rp6.501,78 | Rp6.525,27 | Rp6.411,25 | Rp6.470,00 | Rp6.444,74 | Rp6.480,79 | Rp6.468,76 | Rp6.452,61 | 0,00 | -0,02 | 0,01 | 0,01 | 0,00 | 0,00 | 0,00 |
| Rp6.480,28 | Rp6.482,71 | Rp6.501,78 | Rp6.525,27 | Rp6.411,25 | Rp6.470,00 | Rp6.444,74 | Rp6.480,79 | 0,00 | 0,00 | 0,00 | 0,01 | 0,00 | 0,01 | 0,02 |
| Rp6.525,27 | Rp6.411,25 | Rp6.470,00 | Rp6.444,74 | Rp6.480,79 | Rp6.468,76 | Rp6.452,61 | Rp6.476,07 | -0,02 | 0,01 | 0,00 | 0,00 | 0,00 | 0,00 | -0,01 |
| Rp6.413,27 | Rp6.461,18 | Rp6.509,45 | Rp6.480,28 | Rp6.482,71 | Rp6.501,78 | Rp6.525,27 | Rp6.411,25 | 0,01 | 0,01 | 0,00 | 0,00 | 0,00 | -0,02 | 0,00 |
| Rp6.482,71 | Rp6.501,78 | Rp6.525,27 | Rp6.411,25 | Rp6.470,00 | Rp6.444,74 | Rp6.480,79 | Rp6.468,76 | 0,00 | 0,00 | -0,02 | 0,00 | 0,01 | 0,00 | -0,01 |
| Rp6.441,28 | Rp6.457,96 | Rp6.383,07 | Rp6.366,43 | Rp6.353,77 | Rp6.377,58 | Rp6.413,27 | Rp6.461,18 | 0,00 | -0,01 | 0,00 | 0,00 | 0,01 | 0,01 | 0,01 |
| Rp6.525,27 | Rp6.411,25 | Rp6.470,00 | Rp6.444,74 | Rp6.480,79 | Rp6.468,76 | Rp6.452,61 | Rp6.476,07 | -0,02 | 0,01 | 0,00 | 0,00 | 0,00 | 0,00 | -0,01 |
| Rp6.411,25 | Rp6.470,00 | Rp6.444,74 | Rp6.480,79 | Rp6.452,61 | Rp6.476,07 | Rp6.494,63 | Rp6.474,02 | 0,01 | 0,00 | 0,01 | 0,00 | 0,00 | 0,00 | 0,01 |
| Rp6.495,00 | Rp6.426,33 | Rp6.419,12 | Rp6.420,02 | Rp6.389,09 | Rp6.497,82 | Rp6.494,67 | Rp6.512,78 | -0,01 | 0,00 | 0,00 | 0,02 | 0,00 | 0,00 | 0,01 |
| Rp6.509,45 | Rp6.480,28 | Rp6.482,71 | Rp6.501,78 | Rp6.525,27 | Rp6.411,25 | Rp6.470,00 | Rp6.444,74 | 0,00 | 0,00 | 0,00 | -0,02 | 0,01 | 0,00 | -0,01 |

| | | | | | | | | | | | | | | |
|------------|------------|------------|------------|------------|------------|------------|------------|-------|------|-------|-------|-------|-------|-------|
| Rp6.366,43 | Rp6.353,77 | Rp6.377,58 | Rp6.413,27 | Rp6.461,18 | Rp6.509,45 | Rp6.480,28 | Rp6.482,71 | 0,00 | 0,00 | 0,01 | 0,01 | 0,00 | 0,00 | 0,01 |
| Rp6.383,07 | Rp6.366,43 | Rp6.353,77 | Rp6.377,58 | Rp6.413,27 | Rp6.461,18 | Rp6.509,45 | Rp6.480,28 | 0,00 | 0,00 | 0,00 | 0,01 | 0,01 | 0,00 | 0,01 |
| Rp6.509,45 | Rp6.480,28 | Rp6.482,71 | Rp6.501,78 | Rp6.525,27 | Rp6.411,25 | Rp6.470,00 | Rp6.444,74 | 0,00 | 0,00 | 0,00 | -0,02 | 0,01 | 0,00 | -0,01 |
| Rp6.482,71 | Rp6.501,78 | Rp6.525,27 | Rp6.411,25 | Rp6.470,00 | Rp6.444,74 | Rp6.480,79 | Rp6.468,76 | 0,00 | 0,00 | -0,02 | 0,00 | 0,01 | 0,00 | -0,01 |
| Rp6.411,25 | Rp6.470,00 | Rp6.444,74 | Rp6.480,79 | Rp6.468,76 | Rp6.452,61 | Rp6.467,07 | Rp6.494,63 | 0,01 | 0,00 | 0,01 | 0,00 | 0,00 | 0,00 | 0,01 |
| Rp6.480,28 | Rp6.482,71 | Rp6.501,78 | Rp6.525,27 | Rp6.411,25 | Rp6.470,00 | Rp6.444,74 | Rp6.480,79 | 0,00 | 0,00 | 0,00 | 0,01 | 0,00 | 0,01 | 0,02 |
| Rp6.538,64 | Rp6.481,45 | Rp6.547,88 | Rp6.536,46 | Rp6.521,66 | Rp6.495,00 | Rp6.426,33 | Rp6.419,12 | -0,01 | 0,01 | 0,00 | 0,00 | -0,01 | 0,00 | -0,02 |
| Rp6.413,27 | Rp6.461,18 | Rp6.509,45 | Rp6.480,28 | Rp6.482,71 | Rp6.501,78 | Rp6.525,27 | Rp6.411,25 | 0,01 | 0,01 | 0,00 | 0,00 | 0,00 | -0,02 | 0,00 |
| Rp6.525,27 | Rp6.411,25 | Rp6.470,00 | Rp6.444,74 | Rp6.480,79 | Rp6.468,76 | Rp6.452,61 | Rp6.476,07 | -0,02 | 0,01 | 0,00 | 0,00 | 0,00 | 0,00 | -0,01 |
| Rp6.509,45 | Rp6.480,28 | Rp6.482,71 | Rp6.501,78 | Rp6.525,27 | Rp6.411,25 | Rp6.470,00 | Rp6.444,74 | 0,00 | 0,00 | 0,00 | -0,02 | 0,01 | 0,00 | -0,01 |
| Rp6.525,27 | Rp6.411,25 | Rp6.470,00 | Rp6.444,74 | Rp6.480,79 | Rp6.468,76 | Rp6.452,61 | Rp6.476,07 | -0,02 | 0,01 | 0,00 | 0,00 | 0,00 | 0,00 | -0,01 |
| Rp6.411,25 | Rp6.470,00 | Rp6.444,74 | Rp6.480,79 | Rp6.452,61 | Rp6.476,07 | Rp6.494,63 | Rp6.474,02 | 0,01 | 0,00 | 0,01 | 0,00 | 0,00 | 0,00 | 0,01 |
| Rp6.480,28 | Rp6.482,71 | Rp6.501,78 | Rp6.525,27 | Rp6.411,25 | Rp6.470,00 | Rp6.444,74 | Rp6.480,79 | 0,00 | 0,00 | 0,00 | 0,01 | 0,00 | 0,01 | 0,02 |
| Rp6.461,18 | Rp6.509,45 | Rp6.480,28 | Rp6.482,71 | Rp6.501,78 | Rp6.525,27 | Rp6.411,25 | Rp6.470,00 | 0,01 | 0,00 | 0,00 | 0,00 | -0,02 | 0,01 | 0,00 |
| Rp6.547,88 | Rp6.536,46 | Rp6.521,66 | Rp6.495,00 | Rp6.426,33 | Rp6.419,12 | Rp6.420,02 | Rp6.389,09 | 0,00 | 0,00 | 0,00 | 0,00 | 0,00 | 0,00 | -0,01 |
| Rp6.482,71 | Rp6.501,78 | Rp6.525,27 | Rp6.411,25 | Rp6.470,00 | Rp6.444,74 | Rp6.480,79 | Rp6.468,76 | 0,00 | 0,00 | -0,02 | 0,00 | 0,01 | 0,00 | -0,01 |
| Rp6.413,27 | Rp6.461,18 | Rp6.509,45 | Rp6.480,28 | Rp6.482,71 | Rp6.501,78 | Rp6.525,27 | Rp6.411,25 | 0,01 | 0,01 | 0,00 | 0,00 | 0,00 | -0,02 | 0,00 |
| Rp6.411,25 | Rp6.470,00 | Rp6.444,74 | Rp6.480,79 | Rp6.452,61 | Rp6.476,07 | Rp6.494,63 | Rp6.474,02 | 0,01 | 0,00 | 0,01 | 0,00 | 0,00 | 0,00 | 0,01 |
| Rp6.525,27 | Rp6.411,25 | Rp6.470,00 | Rp6.444,74 | Rp6.480,79 | Rp6.468,76 | Rp6.452,61 | Rp6.476,07 | -0,02 | 0,01 | 0,00 | 0,00 | 0,00 | 0,00 | -0,01 |
| Rp6.411,25 | Rp6.470,00 | Rp6.444,74 | Rp6.480,79 | Rp6.468,76 | Rp6.452,61 | Rp6.467,07 | Rp6.494,63 | 0,01 | 0,00 | 0,01 | 0,00 | 0,00 | 0,00 | 0,01 |
| Rp6.509,45 | Rp6.480,28 | Rp6.482,71 | Rp6.501,78 | Rp6.525,27 | Rp6.411,25 | Rp6.470,00 | Rp6.444,74 | 0,00 | 0,00 | 0,00 | -0,02 | 0,01 | 0,00 | -0,01 |
| Rp6.315,44 | Rp6.288,47 | Rp6.320,45 | Rp6.310,49 | Rp6.352,71 | Rp6.358,63 | Rp6.379,69 | Rp6.384,90 | 0,00 | 0,01 | 0,00 | 0,00 | 0,00 | 0,00 | 0,00 |
| Rp6.525,27 | Rp6.411,25 | Rp6.470,00 | Rp6.444,74 | Rp6.480,79 | Rp6.468,76 | Rp6.452,61 | Rp6.476,07 | -0,02 | 0,01 | 0,00 | 0,00 | 0,00 | 0,00 | -0,01 |
| Rp6.461,18 | Rp6.509,45 | Rp6.480,28 | Rp6.482,71 | Rp6.501,78 | Rp6.525,27 | Rp6.411,25 | Rp6.470,00 | 0,01 | 0,00 | 0,00 | 0,00 | -0,02 | 0,01 | 0,00 |

| | | | | | | | | | | | | | | |
|------------|------------|------------|------------|------------|------------|------------|------------|-------|-------|------|-------|-------|-------|-------|
| Rp6.480,28 | Rp6.482,71 | Rp6.501,78 | Rp6.525,27 | Rp6.411,25 | Rp6.470,00 | Rp6.444,74 | Rp6.480,79 | 0,00 | 0,00 | 0,00 | 0,01 | 0,00 | 0,01 | 0,02 |
| Rp6.501,78 | Rp6.525,27 | Rp6.411,25 | Rp6.470,00 | Rp6.444,74 | Rp6.480,79 | Rp6.468,76 | Rp6.452,61 | 0,00 | -0,02 | 0,01 | 0,01 | 0,00 | 0,00 | 0,00 |
| Rp6.411,25 | Rp6.470,00 | Rp6.444,74 | Rp6.480,79 | Rp6.452,61 | Rp6.476,07 | Rp6.494,63 | Rp6.474,02 | 0,01 | 0,00 | 0,01 | 0,00 | 0,00 | 0,00 | 0,01 |
| Rp6.377,58 | Rp6.413,27 | Rp6.461,18 | Rp6.509,45 | Rp6.480,28 | Rp6.482,71 | Rp6.501,78 | Rp6.525,27 | 0,01 | 0,01 | 0,01 | 0,00 | 0,00 | 0,00 | 0,03 |
| Rp6.501,78 | Rp6.525,27 | Rp6.411,25 | Rp6.470,00 | Rp6.444,74 | Rp6.480,79 | Rp6.468,76 | Rp6.452,61 | 0,00 | -0,02 | 0,01 | 0,01 | 0,00 | 0,00 | 0,00 |
| Rp6.413,27 | Rp6.461,18 | Rp6.509,45 | Rp6.480,28 | Rp6.482,71 | Rp6.501,78 | Rp6.525,27 | Rp6.411,25 | 0,01 | 0,01 | 0,00 | 0,00 | 0,00 | -0,02 | 0,00 |
| Rp6.501,78 | Rp6.525,27 | Rp6.411,25 | Rp6.470,00 | Rp6.444,74 | Rp6.480,79 | Rp6.468,76 | Rp6.452,61 | 0,00 | -0,02 | 0,01 | 0,01 | 0,00 | 0,00 | 0,00 |
| Rp6.480,28 | Rp6.482,71 | Rp6.501,78 | Rp6.525,27 | Rp6.411,25 | Rp6.470,00 | Rp6.444,74 | Rp6.480,79 | 0,00 | 0,00 | 0,00 | 0,01 | 0,00 | 0,01 | 0,02 |
| Rp6.509,45 | Rp6.480,28 | Rp6.482,71 | Rp6.501,78 | Rp6.525,27 | Rp6.411,25 | Rp6.470,00 | Rp6.444,74 | 0,00 | 0,00 | 0,00 | -0,02 | 0,01 | 0,00 | -0,01 |
| Rp6.462,82 | Rp6.447,89 | Rp6.372,79 | Rp6.401,08 | Rp6.425,90 | Rp6.455,35 | Rp6.374,42 | Rp6.319,46 | 0,00 | -0,01 | 0,00 | 0,00 | -0,01 | -0,01 | -0,03 |
| Rp6.377,58 | Rp6.413,27 | Rp6.461,18 | Rp6.509,45 | Rp6.480,28 | Rp6.482,71 | Rp6.501,78 | Rp6.525,27 | 0,01 | 0,01 | 0,01 | 0,00 | 0,00 | 0,00 | 0,03 |
| Rp6.480,28 | Rp6.482,71 | Rp6.501,78 | Rp6.525,27 | Rp6.411,25 | Rp6.470,00 | Rp6.444,74 | Rp6.480,79 | 0,00 | 0,00 | 0,00 | 0,01 | 0,00 | 0,01 | 0,02 |
| Rp6.480,28 | Rp6.482,71 | Rp6.501,78 | Rp6.525,27 | Rp6.411,25 | Rp6.470,00 | Rp6.444,74 | Rp6.480,79 | 0,00 | 0,00 | 0,00 | 0,01 | 0,00 | 0,01 | 0,02 |
| Rp6.480,28 | Rp6.482,71 | Rp6.501,78 | Rp6.525,27 | Rp6.411,25 | Rp6.470,00 | Rp6.444,74 | Rp6.480,79 | 0,00 | 0,00 | 0,00 | 0,01 | 0,00 | 0,01 | 0,02 |
| Rp6.377,58 | Rp6.413,27 | Rp6.461,18 | Rp6.509,45 | Rp6.480,28 | Rp6.482,71 | Rp6.501,78 | Rp6.525,27 | 0,01 | 0,01 | 0,01 | 0,00 | 0,00 | 0,00 | 0,03 |
| Rp6.501,78 | Rp6.525,27 | Rp6.411,25 | Rp6.470,00 | Rp6.444,74 | Rp6.480,79 | Rp6.468,76 | Rp6.452,61 | 0,00 | -0,02 | 0,01 | 0,01 | 0,00 | 0,00 | 0,00 |
| Rp6.480,28 | Rp6.482,71 | Rp6.501,78 | Rp6.525,27 | Rp6.411,25 | Rp6.470,00 | Rp6.444,74 | Rp6.480,79 | 0,00 | 0,00 | 0,00 | 0,01 | 0,00 | 0,01 | 0,02 |
| Rp6.501,78 | Rp6.525,27 | Rp6.411,25 | Rp6.470,00 | Rp6.444,74 | Rp6.480,79 | Rp6.468,76 | Rp6.452,61 | 0,00 | -0,02 | 0,01 | 0,01 | 0,00 | 0,00 | 0,00 |
| Rp6.509,45 | Rp6.480,28 | Rp6.482,71 | Rp6.501,78 | Rp6.525,27 | Rp6.411,25 | Rp6.470,00 | Rp6.444,74 | 0,00 | 0,00 | 0,00 | -0,02 | 0,01 | 0,00 | -0,01 |
| Rp6.509,45 | Rp6.480,28 | Rp6.482,71 | Rp6.501,78 | Rp6.525,27 | Rp6.411,25 | Rp6.470,00 | Rp6.444,74 | 0,00 | 0,00 | 0,00 | -0,02 | 0,01 | 0,00 | -0,01 |
| Rp6.525,68 | Rp6.443,35 | Rp6.499,88 | Rp6.488,42 | Rp6.441,28 | Rp6.457,96 | Rp6.383,07 | Rp6.366,43 | -0,01 | 0,01 | 0,00 | 0,00 | -0,01 | 0,00 | -0,02 |
| Rp6.413,27 | Rp6.461,18 | Rp6.509,45 | Rp6.480,28 | Rp6.482,71 | Rp6.501,78 | Rp6.525,27 | Rp6.411,25 | 0,01 | 0,01 | 0,00 | 0,00 | 0,00 | -0,02 | 0,00 |
| Rp6.499,88 | Rp6.488,42 | Rp6.441,28 | Rp6.457,96 | Rp6.383,07 | Rp6.366,43 | Rp6.353,77 | Rp6.377,58 | 0,00 | -0,01 | 0,00 | 0,00 | 0,00 | 0,00 | -0,01 |
| Rp6.525,27 | Rp6.411,25 | Rp6.470,00 | Rp6.444,74 | Rp6.480,79 | Rp6.468,76 | Rp6.452,61 | Rp6.476,07 | -0,02 | 0,01 | 0,00 | 0,00 | 0,00 | 0,00 | -0,01 |

| | | | | | | | | | | | | | | |
|------------|------------|------------|------------|------------|------------|------------|------------|------|-------|-------|-------|-------|------|-------|
| Rp6.540,95 | Rp6.525,68 | Rp6.443,35 | Rp6.499,88 | Rp6.499,88 | Rp6.488,42 | Rp6.441,80 | Rp6.457,96 | 0,00 | -0,01 | 0,01 | 0,00 | -0,01 | 0,00 | -0,01 |
| Rp6.497,82 | Rp6.494,67 | Rp6.512,78 | Rp6.537,77 | Rp6.501,38 | Rp6.525,36 | Rp6.540,95 | Rp6.525,68 | 0,00 | 0,00 | 0,00 | 0,00 | 0,00 | 0,00 | 0,01 |
| Rp6.501,78 | Rp6.525,27 | Rp6.411,25 | Rp6.470,00 | Rp6.444,74 | Rp6.480,79 | Rp6.468,76 | Rp6.452,61 | 0,00 | -0,02 | 0,01 | 0,01 | 0,00 | 0,00 | 0,00 |
| Rp6.480,28 | Rp6.482,71 | Rp6.501,78 | Rp6.525,27 | Rp6.411,25 | Rp6.470,00 | Rp6.444,74 | Rp6.480,79 | 0,00 | 0,00 | 0,00 | 0,01 | 0,00 | 0,01 | 0,02 |
| Rp6.480,79 | Rp6.468,76 | Rp6.452,61 | Rp6.476,07 | Rp6.494,63 | Rp6.474,02 | Rp6.425,73 | Rp6.484,35 | 0,00 | 0,00 | 0,00 | 0,00 | -0,01 | 0,01 | 0,00 |
| Rp6.461,18 | Rp6.509,45 | Rp6.480,28 | Rp6.482,71 | Rp6.501,78 | Rp6.525,27 | Rp6.411,25 | Rp6.470,00 | 0,01 | 0,00 | 0,00 | 0,00 | -0,02 | 0,01 | 0,00 |
| Rp6.509,45 | Rp6.480,28 | Rp6.482,71 | Rp6.501,78 | Rp6.525,27 | Rp6.411,25 | Rp6.470,00 | Rp6.444,74 | 0,00 | 0,00 | 0,00 | -0,02 | 0,01 | 0,00 | -0,01 |
| Rp6.509,45 | Rp6.480,28 | Rp6.482,71 | Rp6.501,78 | Rp6.525,27 | Rp6.411,25 | Rp6.470,00 | Rp6.444,74 | 0,00 | 0,00 | 0,00 | -0,02 | 0,01 | 0,00 | -0,01 |
| Rp6.501,78 | Rp6.525,27 | Rp6.411,25 | Rp6.470,00 | Rp6.444,74 | Rp6.480,79 | Rp6.468,76 | Rp6.452,61 | 0,00 | -0,02 | 0,01 | 0,01 | 0,00 | 0,00 | 0,00 |
| Rp6.482,71 | Rp6.501,78 | Rp6.525,27 | Rp6.411,25 | Rp6.470,00 | Rp6.444,74 | Rp6.480,79 | Rp6.468,76 | 0,00 | 0,00 | -0,02 | 0,00 | 0,01 | 0,00 | -0,01 |
| Rp6.353,77 | Rp6.377,58 | Rp6.413,27 | Rp6.461,18 | Rp6.509,45 | Rp6.480,76 | Rp6.482,71 | Rp6.501,78 | 0,00 | 0,01 | 0,01 | 0,00 | 0,00 | 0,00 | 0,02 |
| Rp6.525,36 | Rp6.540,95 | Rp6.525,68 | Rp6.443,35 | Rp6.499,88 | Rp6.488,42 | Rp6.441,28 | Rp6.457,96 | 0,00 | 0,00 | -0,01 | 0,00 | -0,01 | 0,00 | -0,02 |
| Rp6.464,19 | Rp6.532,97 | Rp6.538,64 | Rp6.481,45 | Rp6.547,88 | Rp6.536,46 | Rp6.521,66 | Rp6.495,00 | 0,01 | 0,00 | -0,01 | 0,00 | 0,00 | 0,00 | -0,01 |
| Rp6.411,25 | Rp6.470,00 | Rp6.444,74 | Rp6.480,79 | Rp6.452,61 | Rp6.476,07 | Rp6.494,63 | Rp6.474,02 | 0,01 | 0,00 | 0,01 | 0,00 | 0,00 | 0,00 | 0,01 |
| Rp6.525,36 | Rp6.540,95 | Rp6.525,68 | Rp6.443,35 | Rp6.499,88 | Rp6.488,42 | Rp6.441,28 | Rp6.457,96 | 0,00 | 0,00 | -0,01 | 0,00 | -0,01 | 0,00 | -0,02 |
| Rp6.521,66 | Rp6.495,00 | Rp6.426,33 | Rp6.419,12 | Rp6.420,02 | Rp6.389,09 | Rp6.497,82 | Rp6.494,67 | 0,00 | -0,01 | 0,00 | 0,00 | 0,02 | 0,00 | 0,00 |
| Rp6.389,09 | Rp6.497,82 | Rp6.494,67 | Rp6.512,78 | Rp6.537,77 | Rp6.501,38 | Rp6.525,36 | Rp6.540,95 | 0,02 | 0,00 | 0,00 | -0,01 | 0,00 | 0,00 | 0,02 |
| Rp6.482,71 | Rp6.501,78 | Rp6.525,27 | Rp6.411,25 | Rp6.470,00 | Rp6.444,74 | Rp6.480,79 | Rp6.468,76 | 0,00 | 0,00 | -0,02 | 0,00 | 0,01 | 0,00 | -0,01 |
| Rp6.501,78 | Rp6.525,27 | Rp6.411,25 | Rp6.470,00 | Rp6.444,74 | Rp6.480,79 | Rp6.468,76 | Rp6.452,61 | 0,00 | -0,02 | 0,01 | 0,01 | 0,00 | 0,00 | 0,00 |
| Rp6.411,25 | Rp6.470,00 | Rp6.444,74 | Rp6.480,79 | Rp6.452,61 | Rp6.476,07 | Rp6.494,63 | Rp6.474,02 | 0,01 | 0,00 | 0,01 | 0,00 | 0,00 | 0,00 | 0,01 |
| Rp6.482,71 | Rp6.501,78 | Rp6.525,27 | Rp6.411,25 | Rp6.470,00 | Rp6.444,74 | Rp6.480,79 | Rp6.468,76 | 0,00 | 0,00 | -0,02 | 0,00 | 0,01 | 0,00 | -0,01 |
| Rp6.501,78 | Rp6.525,27 | Rp6.411,25 | Rp6.470,00 | Rp6.444,74 | Rp6.480,79 | Rp6.468,76 | Rp6.452,61 | 0,00 | -0,02 | 0,01 | 0,01 | 0,00 | 0,00 | 0,00 |
| Rp6.480,28 | Rp6.482,71 | Rp6.501,78 | Rp6.525,27 | Rp6.411,25 | Rp6.470,00 | Rp6.444,74 | Rp6.480,79 | 0,00 | 0,00 | 0,00 | 0,01 | 0,00 | 0,01 | 0,02 |
| Rp6.366,43 | Rp6.353,77 | Rp6.377,58 | Rp6.413,27 | Rp6.461,18 | Rp6.509,45 | Rp6.480,28 | Rp6.482,71 | 0,00 | 0,00 | 0,01 | 0,01 | 0,00 | 0,00 | 0,01 |

| | | | | | | | | | | | | | | |
|------------|------------|------------|------------|------------|------------|------------|------------|-------|-------|------|-------|------|-------|-------|
| Rp6.413,27 | Rp6.461,18 | Rp6.509,45 | Rp6.480,28 | Rp6.482,71 | Rp6.501,78 | Rp6.525,27 | Rp6.411,25 | 0,01 | 0,01 | 0,00 | 0,00 | 0,00 | -0,02 | 0,00 |
| Rp6.501,78 | Rp6.525,27 | Rp6.411,25 | Rp6.470,00 | Rp6.444,74 | Rp6.480,79 | Rp6.468,76 | Rp6.452,61 | 0,00 | -0,02 | 0,01 | 0,01 | 0,00 | 0,00 | 0,00 |
| Rp6.525,27 | Rp6.411,25 | Rp6.470,00 | Rp6.444,74 | Rp6.480,79 | Rp6.468,76 | Rp6.452,61 | Rp6.476,07 | -0,02 | 0,01 | 0,00 | 0,00 | 0,00 | 0,00 | -0,01 |
| Rp6.481,45 | Rp6.547,88 | Rp6.536,46 | Rp6.521,66 | Rp6.495,00 | Rp6.426,33 | Rp6.419,12 | Rp6.420,02 | 0,01 | 0,00 | 0,00 | -0,01 | 0,00 | 0,00 | -0,01 |
| Rp6.353,77 | Rp6.377,58 | Rp6.413,27 | Rp6.461,18 | Rp6.509,45 | Rp6.480,76 | Rp6.482,71 | Rp6.501,78 | 0,00 | 0,01 | 0,01 | 0,00 | 0,00 | 0,00 | 0,02 |
| Rp6.525,27 | Rp6.411,25 | Rp6.470,00 | Rp6.444,74 | Rp6.480,79 | Rp6.468,76 | Rp6.452,61 | Rp6.476,07 | -0,02 | 0,01 | 0,00 | 0,00 | 0,00 | 0,00 | -0,01 |
| Rp6.540,95 | Rp6.525,68 | Rp6.443,35 | Rp6.499,88 | Rp6.488,42 | Rp5.441,28 | Rp6.457,96 | Rp6.383,07 | 0,00 | -0,01 | 0,01 | -0,16 | 0,19 | -0,01 | 0,01 |
| Rp6.366,43 | Rp6.353,77 | Rp6.377,58 | Rp6.413,27 | Rp6.461,18 | Rp6.509,45 | Rp6.480,28 | Rp6.482,71 | 0,00 | 0,00 | 0,01 | 0,01 | 0,00 | 0,00 | 0,01 |
| Rp6.509,45 | Rp6.480,28 | Rp6.482,71 | Rp6.501,78 | Rp6.525,27 | Rp6.411,25 | Rp6.470,00 | Rp6.444,74 | 0,00 | 0,00 | 0,00 | -0,02 | 0,01 | 0,00 | -0,01 |
| Rp6.480,28 | Rp6.482,71 | Rp6.501,78 | Rp6.525,27 | Rp6.411,25 | Rp6.470,00 | Rp6.444,74 | Rp6.480,79 | 0,00 | 0,00 | 0,00 | 0,01 | 0,00 | 0,01 | 0,02 |
| Rp6.509,45 | Rp6.480,28 | Rp6.482,71 | Rp6.501,78 | Rp6.525,27 | Rp6.411,25 | Rp6.470,00 | Rp6.444,74 | 0,00 | 0,00 | 0,00 | -0,02 | 0,01 | 0,00 | -0,01 |
| Rp6.499,88 | Rp6.488,42 | Rp6.441,28 | Rp6.457,96 | Rp6.383,07 | Rp6.366,43 | Rp6.353,77 | Rp6.377,58 | 0,00 | -0,01 | 0,00 | 0,00 | 0,00 | 0,00 | -0,01 |
| Rp6.501,38 | Rp6.525,36 | Rp6.540,95 | Rp6.525,68 | Rp6.443,35 | Rp6.499,88 | Rp6.488,42 | Rp6.441,28 | 0,00 | 0,00 | 0,00 | 0,01 | 0,00 | -0,01 | 0,00 |
| Rp6.495,00 | Rp6.426,33 | Rp6.419,12 | Rp6.420,02 | Rp6.389,09 | Rp6.497,82 | Rp6.494,67 | Rp6.512,78 | -0,01 | 0,00 | 0,00 | 0,02 | 0,00 | 0,00 | 0,01 |
| Rp6.509,45 | Rp6.480,28 | Rp6.482,71 | Rp6.501,78 | Rp6.525,27 | Rp6.411,25 | Rp6.470,00 | Rp6.444,74 | 0,00 | 0,00 | 0,00 | -0,02 | 0,01 | 0,00 | -0,01 |
| Rp6.441,28 | Rp6.457,96 | Rp6.383,07 | Rp6.366,43 | Rp6.353,77 | Rp6.377,58 | Rp6.413,27 | Rp6.461,18 | 0,00 | -0,01 | 0,00 | 0,00 | 0,01 | 0,01 | 0,01 |
| Rp6.411,25 | Rp6.470,00 | Rp6.444,74 | Rp6.480,79 | Rp6.452,61 | Rp6.476,07 | Rp6.494,63 | Rp6.474,02 | 0,01 | 0,00 | 0,01 | 0,00 | 0,00 | 0,00 | 0,01 |
| Rp6.497,82 | Rp6.494,67 | Rp6.512,78 | Rp6.537,77 | Rp6.501,38 | Rp6.525,36 | Rp6.540,95 | Rp6.525,68 | 0,00 | 0,00 | 0,00 | 0,00 | 0,00 | 0,00 | 0,01 |
| Rp6.353,77 | Rp6.377,58 | Rp6.413,27 | Rp6.461,18 | Rp6.509,45 | Rp6.480,76 | Rp6.482,71 | Rp6.501,78 | 0,00 | 0,01 | 0,01 | 0,00 | 0,00 | 0,00 | 0,02 |
| Rp6.501,38 | Rp6.525,36 | Rp6.540,95 | Rp6.525,68 | Rp6.443,35 | Rp6.499,88 | Rp6.488,42 | Rp6.441,28 | 0,00 | 0,00 | 0,00 | 0,01 | 0,00 | -0,01 | 0,00 |
| Rp6.501,78 | Rp6.525,27 | Rp6.411,25 | Rp6.470,00 | Rp6.444,74 | Rp6.480,79 | Rp6.468,76 | Rp6.452,61 | 0,00 | -0,02 | 0,01 | 0,01 | 0,00 | 0,00 | 0,00 |
| Rp6.495,00 | Rp6.426,33 | Rp6.419,12 | Rp6.420,02 | Rp6.389,09 | Rp6.497,82 | Rp6.494,67 | Rp6.512,78 | -0,01 | 0,00 | 0,00 | 0,02 | 0,00 | 0,00 | 0,01 |
| Rp6.525,27 | Rp6.411,25 | Rp6.470,00 | Rp6.444,74 | Rp6.480,79 | Rp6.468,76 | Rp6.452,61 | Rp6.476,07 | -0,02 | 0,01 | 0,00 | 0,00 | 0,00 | 0,00 | -0,01 |
| Rp6.389,09 | Rp6.497,82 | Rp6.494,67 | Rp6.512,78 | Rp6.537,77 | Rp6.501,38 | Rp6.525,36 | Rp6.540,95 | 0,02 | 0,00 | 0,00 | -0,01 | 0,00 | 0,00 | 0,02 |

| | | | | | | | | | | | | | | |
|------------|------------|------------|------------|------------|------------|------------|------------|-------|-------|-------|-------|-------|-------|-------|
| Rp6.482,71 | Rp6.501,78 | Rp6.525,27 | Rp6.411,25 | Rp6.470,00 | Rp6.444,74 | Rp6.480,79 | Rp6.468,76 | 0,00 | 0,00 | -0,02 | 0,00 | 0,01 | 0,00 | -0,01 |
| Rp6.470,00 | Rp6.444,74 | Rp6.480,79 | Rp6.468,76 | Rp6.452,61 | Rp6.476,07 | Rp6.494,63 | Rp6.474,02 | 0,00 | 0,01 | 0,00 | 0,00 | 0,00 | 0,00 | 0,00 |
| Rp6.270,20 | Rp6.198,80 | Rp6.209,12 | Rp6.135,40 | Rp6.071,20 | Rp5.980,89 | Rp5.895,74 | Rp5.826,87 | -0,01 | 0,00 | -0,01 | -0,01 | -0,01 | -0,01 | -0,06 |
| Rp6.480,28 | Rp6.482,71 | Rp6.501,78 | Rp6.525,27 | Rp6.411,25 | Rp6.470,00 | Rp6.444,74 | Rp6.480,79 | 0,00 | 0,00 | 0,00 | 0,01 | 0,00 | 0,01 | 0,02 |
| Rp6.509,45 | Rp6.480,28 | Rp6.482,71 | Rp6.501,78 | Rp6.525,27 | Rp6.411,25 | Rp6.470,00 | Rp6.444,74 | 0,00 | 0,00 | 0,00 | -0,02 | 0,01 | 0,00 | -0,01 |
| Rp6.366,43 | Rp6.353,77 | Rp6.377,58 | Rp6.413,27 | Rp6.461,18 | Rp6.509,45 | Rp6.480,28 | Rp6.482,71 | 0,00 | 0,00 | 0,01 | 0,01 | 0,00 | 0,00 | 0,01 |
| Rp6.426,33 | Rp6.419,12 | Rp6.420,02 | Rp6.389,09 | Rp6.497,82 | Rp6.494,67 | Rp6.512,78 | Rp6.537,77 | 0,00 | 0,00 | 0,00 | 0,00 | 0,00 | 0,00 | 0,00 |
| Rp6.450,83 | Rp6.468,56 | Rp6.451,17 | Rp6.466,67 | Rp6.482,84 | Rp6.458,71 | Rp6.436,48 | Rp6.464,19 | 0,00 | 0,00 | 0,00 | 0,00 | 0,00 | 0,00 | 0,00 |
| Rp6.525,68 | Rp6.443,35 | Rp6.499,88 | Rp6.488,42 | Rp6.441,28 | Rp6.457,96 | Rp6.383,07 | Rp6.366,43 | -0,01 | 0,01 | 0,00 | 0,00 | -0,01 | 0,00 | -0,02 |
| Rp6.353,77 | Rp6.377,58 | Rp6.413,27 | Rp6.461,18 | Rp6.509,45 | Rp6.480,76 | Rp6.482,71 | Rp6.501,78 | 0,00 | 0,01 | 0,01 | 0,00 | 0,00 | 0,00 | 0,02 |
| Rp6.450,83 | Rp6.468,56 | Rp6.451,17 | Rp6.466,66 | Rp6.482,84 | Rp6.458,71 | Rp6.436,48 | Rp6.464,19 | 0,00 | 0,00 | 0,00 | 0,00 | 0,00 | 0,00 | 0,00 |
| Rp6.413,27 | Rp6.461,18 | Rp6.509,45 | Rp6.480,28 | Rp6.482,71 | Rp6.501,78 | Rp6.525,27 | Rp6.411,25 | 0,01 | 0,01 | 0,00 | 0,00 | 0,00 | -0,02 | 0,00 |
| Rp6.461,18 | Rp6.509,45 | Rp6.480,28 | Rp6.482,71 | Rp6.501,78 | Rp6.525,27 | Rp6.411,25 | Rp6.470,00 | 0,01 | 0,00 | 0,00 | 0,00 | -0,02 | 0,01 | 0,00 |
| Rp6.501,78 | Rp6.525,27 | Rp6.411,25 | Rp6.470,00 | Rp6.444,74 | Rp6.480,79 | Rp6.468,76 | Rp6.452,61 | 0,00 | -0,02 | 0,01 | 0,01 | 0,00 | 0,00 | 0,00 |
| Rp6.499,88 | Rp6.488,42 | Rp6.441,28 | Rp6.457,96 | Rp6.383,07 | Rp6.366,43 | Rp6.353,77 | Rp6.377,58 | 0,00 | -0,01 | 0,00 | 0,00 | 0,00 | 0,00 | -0,01 |
| Rp6.481,45 | Rp6.547,88 | Rp6.536,46 | Rp6.521,66 | Rp6.495,00 | Rp6.426,33 | Rp6.419,12 | Rp6.420,02 | 0,01 | 0,00 | 0,00 | -0,01 | 0,00 | 0,00 | -0,01 |
| Rp6.482,71 | Rp6.501,78 | Rp6.525,27 | Rp6.411,25 | Rp6.470,00 | Rp6.444,74 | Rp6.480,79 | Rp6.468,76 | 0,00 | 0,00 | -0,02 | 0,00 | 0,01 | 0,00 | -0,01 |
| Rp6.413,27 | Rp6.461,18 | Rp6.509,45 | Rp6.480,28 | Rp6.482,71 | Rp6.501,78 | Rp6.525,27 | Rp6.411,25 | 0,01 | 0,01 | 0,00 | 0,00 | 0,00 | -0,02 | 0,00 |
| Rp6.353,77 | Rp6.377,58 | Rp6.413,27 | Rp6.461,18 | Rp6.509,45 | Rp6.480,76 | Rp6.482,71 | Rp6.501,78 | 0,00 | 0,01 | 0,01 | 0,00 | 0,00 | 0,00 | 0,02 |
| Rp6.411,25 | Rp6.470,00 | Rp6.444,74 | Rp6.480,79 | Rp6.452,61 | Rp6.476,07 | Rp6.494,63 | Rp6.474,02 | 0,01 | 0,00 | 0,01 | 0,00 | 0,00 | 0,00 | 0,01 |
| Rp6.495,00 | Rp6.426,33 | Rp6.419,12 | Rp6.420,02 | Rp6.389,09 | Rp6.497,82 | Rp6.494,67 | Rp6.512,78 | -0,01 | 0,00 | 0,00 | 0,02 | 0,00 | 0,00 | 0,01 |
| Rp6.411,25 | Rp6.470,00 | Rp6.444,74 | Rp6.480,79 | Rp6.452,61 | Rp6.476,07 | Rp6.494,63 | Rp6.474,02 | 0,01 | 0,00 | 0,01 | 0,00 | 0,00 | 0,00 | 0,01 |
| Rp6.411,25 | Rp6.470,00 | Rp6.444,74 | Rp6.480,79 | Rp6.452,61 | Rp6.476,07 | Rp6.494,63 | Rp6.474,02 | 0,01 | 0,00 | 0,01 | 0,00 | 0,00 | 0,00 | 0,01 |
| Rp6.499,88 | Rp6.488,42 | Rp6.441,28 | Rp6.457,96 | Rp6.383,07 | Rp6.366,43 | Rp6.353,77 | Rp6.377,58 | 0,00 | -0,01 | 0,00 | 0,00 | 0,00 | 0,00 | -0,01 |

| | | | | | | | | | | | | | | |
|------------|------------|------------|------------|------------|------------|------------|------------|-------|-------|-------|-------|-------|-------|-------|
| Rp6.411,25 | Rp6.470,00 | Rp6.444,74 | Rp6.480,79 | Rp6.452,61 | Rp6.476,07 | Rp6.494,63 | Rp6.474,02 | 0,01 | 0,00 | 0,01 | 0,00 | 0,00 | 0,00 | 0,01 |
| Rp6.441,28 | Rp6.457,96 | Rp6.383,07 | Rp6.366,43 | Rp6.353,77 | Rp6.377,58 | Rp6.413,27 | Rp6.461,18 | 0,00 | -0,01 | 0,00 | 0,00 | 0,01 | 0,01 | 0,01 |
| Rp6.547,88 | Rp6.536,46 | Rp6.521,66 | Rp6.495,00 | Rp6.426,33 | Rp6.419,12 | Rp6.420,02 | Rp6.389,09 | 0,00 | 0,00 | 0,00 | 0,00 | 0,00 | 0,00 | -0,01 |
| Rp6.419,12 | Rp6.420,02 | Rp6.389,09 | Rp6.497,82 | Rp6.494,67 | Rp6.512,78 | Rp6.537,77 | Rp6.501,38 | 0,00 | 0,00 | 0,02 | 0,00 | 0,00 | -0,01 | 0,01 |
| Rp6.464,19 | Rp6.532,97 | Rp6.538,64 | Rp6.481,45 | Rp6.547,88 | Rp6.536,46 | Rp6.521,66 | Rp6.495,00 | 0,01 | 0,00 | -0,01 | 0,00 | 0,00 | 0,00 | -0,01 |
| Rp6.420,02 | Rp6.389,09 | Rp6.497,82 | Rp6.494,67 | Rp6.512,78 | Rp6.537,77 | Rp6.501,38 | Rp6.525,36 | 0,00 | 0,02 | 0,00 | 0,00 | -0,01 | 0,00 | 0,01 |
| Rp6.482,71 | Rp6.501,78 | Rp6.525,27 | Rp6.411,25 | Rp6.470,00 | Rp6.444,74 | Rp6.480,79 | Rp6.468,76 | 0,00 | 0,00 | -0,02 | 0,00 | 0,01 | 0,00 | -0,01 |
| Rp6.461,18 | Rp6.509,45 | Rp6.480,28 | Rp6.482,71 | Rp6.501,78 | Rp6.525,27 | Rp6.411,25 | Rp6.470,00 | 0,01 | 0,00 | 0,00 | 0,00 | -0,02 | 0,01 | 0,00 |
| Rp6.480,28 | Rp6.482,71 | Rp6.501,78 | Rp6.525,27 | Rp6.411,25 | Rp6.470,00 | Rp6.444,74 | Rp6.480,79 | 0,00 | 0,00 | 0,00 | 0,01 | 0,00 | 0,01 | 0,02 |
| Rp6.353,77 | Rp6.377,58 | Rp6.413,27 | Rp6.461,18 | Rp6.509,45 | Rp6.480,76 | Rp6.482,71 | Rp6.501,78 | 0,00 | 0,01 | 0,01 | 0,00 | 0,00 | 0,00 | 0,02 |
| Rp6.525,27 | Rp6.411,25 | Rp6.470,00 | Rp6.444,74 | Rp6.480,79 | Rp6.468,76 | Rp6.452,61 | Rp6.476,07 | -0,02 | 0,01 | 0,00 | 0,00 | 0,00 | 0,00 | -0,01 |
| Rp6.501,78 | Rp6.525,27 | Rp6.411,25 | Rp6.470,00 | Rp6.444,74 | Rp6.480,79 | Rp6.468,76 | Rp6.452,61 | 0,00 | -0,02 | 0,01 | 0,01 | 0,00 | 0,00 | 0,00 |
| Rp6.499,88 | Rp6.488,42 | Rp6.441,28 | Rp6.457,96 | Rp6.383,07 | Rp6.366,43 | Rp6.353,77 | Rp6.377,58 | 0,00 | -0,01 | 0,00 | 0,00 | 0,00 | 0,00 | -0,01 |
| Rp6.488,42 | Rp6.441,28 | Rp6.457,96 | Rp6.383,07 | Rp6.366,43 | Rp6.353,77 | Rp6.377,58 | Rp6.413,27 | -0,01 | 0,00 | -0,01 | 0,00 | 0,00 | 0,01 | -0,01 |
| Rp6.413,27 | Rp6.461,18 | Rp6.509,45 | Rp6.480,28 | Rp6.482,71 | Rp6.501,78 | Rp6.525,27 | Rp6.411,25 | 0,01 | 0,01 | 0,00 | 0,00 | 0,00 | -0,02 | 0,00 |
| Rp6.509,45 | Rp6.480,28 | Rp6.482,71 | Rp6.501,78 | Rp6.525,27 | Rp6.411,25 | Rp6.470,00 | Rp6.444,74 | 0,00 | 0,00 | 0,00 | -0,02 | 0,01 | 0,00 | -0,01 |
| Rp6.507,22 | Rp6.414,74 | Rp6.462,82 | Rp6.447,89 | Rp6.372,79 | Rp6.401,08 | Rp6.425,90 | Rp6.455,35 | -0,01 | 0,01 | 0,00 | 0,00 | 0,00 | 0,00 | 0,00 |
| Rp6.366,43 | Rp6.353,77 | Rp6.377,58 | Rp6.413,27 | Rp6.461,18 | Rp6.509,45 | Rp6.480,28 | Rp6.482,71 | 0,00 | 0,00 | 0,01 | 0,01 | 0,00 | 0,00 | 0,01 |
| Rp6.482,71 | Rp6.501,78 | Rp6.525,27 | Rp6.411,25 | Rp6.470,00 | Rp6.444,74 | Rp6.480,79 | Rp6.468,76 | 0,00 | 0,00 | -0,02 | 0,00 | 0,01 | 0,00 | -0,01 |
| Rp6.457,96 | Rp6.383,07 | Rp6.366,43 | Rp6.353,77 | Rp6.377,58 | Rp6.413,27 | Rp6.461,18 | Rp6.509,45 | -0,01 | 0,00 | 0,00 | 0,01 | 0,01 | 0,01 | 0,00 |
| Rp6.461,18 | Rp6.509,45 | Rp6.480,28 | Rp6.482,71 | Rp6.501,78 | Rp6.525,27 | Rp6.411,25 | Rp6.470,00 | 0,01 | 0,00 | 0,00 | 0,00 | -0,02 | 0,01 | 0,00 |
| Rp6.480,28 | Rp6.482,71 | Rp6.501,78 | Rp6.525,27 | Rp6.411,25 | Rp6.470,00 | Rp6.444,74 | Rp6.480,79 | 0,00 | 0,00 | 0,00 | 0,01 | 0,00 | 0,01 | 0,02 |
| Rp6.501,78 | Rp6.525,27 | Rp6.411,25 | Rp6.470,00 | Rp6.444,74 | Rp6.480,79 | Rp6.468,76 | Rp6.452,61 | 0,00 | -0,02 | 0,01 | 0,01 | 0,00 | 0,00 | 0,00 |
| Rp6.426,33 | Rp6.419,12 | Rp6.420,02 | Rp6.389,09 | Rp6.497,82 | Rp6.494,67 | Rp6.512,78 | Rp6.537,77 | 0,00 | 0,00 | 0,00 | 0,00 | 0,00 | 0,00 | 0,00 |

| | | | | | | | | | | | | | | |
|------------|------------|------------|------------|------------|------------|------------|------------|-------|-------|-------|-------|-------|-------|-------|
| Rp6.501,38 | Rp6.525,36 | Rp6.540,95 | Rp6.525,68 | Rp6.443,35 | Rp6.499,88 | Rp6.488,42 | Rp6.441,28 | 0,00 | 0,00 | 0,00 | 0,01 | 0,00 | -0,01 | 0,00 |
| Rp6.482,71 | Rp6.501,78 | Rp6.525,27 | Rp6.411,25 | Rp6.470,00 | Rp6.444,74 | Rp6.480,79 | Rp6.468,76 | 0,00 | 0,00 | -0,02 | 0,00 | 0,01 | 0,00 | -0,01 |
| Rp6.480,28 | Rp6.482,71 | Rp6.501,78 | Rp6.525,27 | Rp6.411,25 | Rp6.470,00 | Rp6.444,74 | Rp6.480,79 | 0,00 | 0,00 | 0,00 | 0,01 | 0,00 | 0,01 | 0,02 |
| Rp6.495,00 | Rp6.426,33 | Rp6.419,12 | Rp6.420,02 | Rp6.389,09 | Rp6.497,82 | Rp6.494,67 | Rp6.512,78 | -0,01 | 0,00 | 0,00 | 0,02 | 0,00 | 0,00 | 0,01 |
| Rp6.426,33 | Rp6.419,12 | Rp6.420,02 | Rp6.389,09 | Rp6.497,82 | Rp6.494,67 | Rp6.512,78 | Rp6.537,77 | 0,00 | 0,00 | 0,00 | 0,00 | 0,00 | 0,00 | 0,00 |
| Rp6.509,45 | Rp6.480,28 | Rp6.482,71 | Rp6.501,78 | Rp6.525,27 | Rp6.411,25 | Rp6.470,00 | Rp6.444,74 | 0,00 | 0,00 | 0,00 | -0,02 | 0,01 | 0,00 | -0,01 |
| Rp6.480,28 | Rp6.482,71 | Rp6.501,78 | Rp6.525,27 | Rp6.411,25 | Rp6.470,00 | Rp6.444,74 | Rp6.480,79 | 0,00 | 0,00 | 0,00 | 0,01 | 0,00 | 0,01 | 0,02 |
| Rp6.497,82 | Rp6.494,67 | Rp6.512,78 | Rp6.537,77 | Rp6.501,38 | Rp6.525,36 | Rp6.540,95 | Rp6.525,68 | 0,00 | 0,00 | 0,00 | 0,00 | 0,00 | 0,00 | 0,01 |
| Rp6.521,66 | Rp6.495,00 | Rp6.426,33 | Rp6.419,12 | Rp6.420,02 | Rp6.389,09 | Rp6.497,82 | Rp6.494,67 | 0,00 | -0,01 | 0,00 | 0,00 | 0,02 | 0,00 | 0,00 |
| Rp6.499,88 | Rp6.488,42 | Rp6.441,28 | Rp6.457,96 | Rp6.383,07 | Rp6.366,43 | Rp6.353,77 | Rp6.377,58 | 0,00 | -0,01 | 0,00 | 0,00 | 0,00 | 0,00 | -0,01 |
| Rp6.411,25 | Rp6.470,00 | Rp6.444,74 | Rp6.480,79 | Rp6.468,76 | Rp6.452,61 | Rp6.467,07 | Rp6.494,63 | 0,01 | 0,00 | 0,01 | 0,00 | 0,00 | 0,00 | 0,01 |
| Rp6.525,27 | Rp6.411,25 | Rp6.470,00 | Rp6.444,74 | Rp6.480,79 | Rp6.468,76 | Rp6.452,61 | Rp6.476,07 | -0,02 | 0,01 | 0,00 | 0,00 | 0,00 | 0,00 | -0,01 |
| Rp6.480,28 | Rp6.482,71 | Rp6.501,78 | Rp6.525,27 | Rp6.411,25 | Rp6.470,00 | Rp6.444,74 | Rp6.480,79 | 0,00 | 0,00 | 0,00 | 0,01 | 0,00 | 0,01 | 0,02 |
| Rp6.482,71 | Rp6.501,78 | Rp6.525,27 | Rp6.411,25 | Rp6.470,00 | Rp6.444,74 | Rp6.480,79 | Rp6.468,76 | 0,00 | 0,00 | -0,02 | 0,00 | 0,01 | 0,00 | -0,01 |
| Rp6.501,78 | Rp6.525,27 | Rp6.411,25 | Rp6.470,00 | Rp6.444,74 | Rp6.480,79 | Rp6.468,76 | Rp6.452,61 | 0,00 | -0,02 | 0,01 | 0,01 | 0,00 | 0,00 | 0,00 |
| Rp6.383,07 | Rp6.366,43 | Rp6.353,77 | Rp6.377,58 | Rp6.413,27 | Rp6.461,18 | Rp6.509,45 | Rp6.480,28 | 0,00 | 0,00 | 0,00 | 0,01 | 0,01 | 0,00 | 0,01 |
| Rp6.525,27 | Rp6.411,25 | Rp6.470,00 | Rp6.444,74 | Rp6.480,79 | Rp6.468,76 | Rp6.452,61 | Rp6.476,07 | -0,02 | 0,01 | 0,00 | 0,00 | 0,00 | 0,00 | -0,01 |
| Rp6.525,27 | Rp6.411,25 | Rp6.470,00 | Rp6.444,74 | Rp6.480,79 | Rp6.468,76 | Rp6.452,61 | Rp6.476,07 | -0,02 | 0,01 | 0,00 | 0,00 | 0,00 | 0,00 | -0,01 |
| Rp6.480,28 | Rp6.482,71 | Rp6.501,78 | Rp6.525,27 | Rp6.411,25 | Rp6.470,00 | Rp6.444,74 | Rp6.480,79 | 0,00 | 0,00 | 0,00 | 0,01 | 0,00 | 0,01 | 0,02 |
| Rp6.501,78 | Rp6.525,27 | Rp6.411,25 | Rp6.470,00 | Rp6.444,74 | Rp6.480,79 | Rp6.468,76 | Rp6.452,61 | 0,00 | -0,02 | 0,01 | 0,01 | 0,00 | 0,00 | 0,00 |
| Rp6.525,68 | Rp6.443,35 | Rp6.499,88 | Rp6.488,42 | Rp6.441,28 | Rp6.457,96 | Rp6.383,07 | Rp6.366,43 | -0,01 | 0,01 | 0,00 | 0,00 | -0,01 | 0,00 | -0,02 |
| Rp6.525,27 | Rp6.411,25 | Rp6.470,00 | Rp6.444,74 | Rp6.480,79 | Rp6.468,76 | Rp6.452,61 | Rp6.476,07 | -0,02 | 0,01 | 0,00 | 0,00 | 0,00 | 0,00 | -0,01 |
| Rp6.411,25 | Rp6.470,00 | Rp6.444,74 | Rp6.480,79 | Rp6.468,76 | Rp6.452,61 | Rp6.467,07 | Rp6.494,63 | 0,01 | 0,00 | 0,01 | 0,00 | 0,00 | 0,00 | 0,01 |
| Rp6.482,71 | Rp6.501,78 | Rp6.525,27 | Rp6.411,25 | Rp6.470,00 | Rp6.444,74 | Rp6.480,79 | Rp6.468,76 | 0,00 | 0,00 | -0,02 | 0,00 | 0,01 | 0,00 | -0,01 |

| | | | | | | | | | | | | | | |
|------------|------------|------------|------------|------------|------------|------------|------------|-------|-------|-------|-------|-------|-------|-------|
| Rp6.488,42 | Rp6.441,28 | Rp6.457,96 | Rp6.383,07 | Rp6.366,43 | Rp6.353,77 | Rp6.377,58 | Rp6.413,27 | -0,01 | 0,00 | -0,01 | 0,00 | 0,00 | 0,01 | -0,01 |
| Rp6.525,27 | Rp6.411,25 | Rp6.470,00 | Rp6.444,74 | Rp6.480,79 | Rp6.468,76 | Rp6.452,61 | Rp6.476,07 | -0,02 | 0,01 | 0,00 | 0,00 | 0,00 | 0,00 | -0,01 |
| Rp6.509,45 | Rp6.480,28 | Rp6.482,71 | Rp6.501,78 | Rp6.525,27 | Rp6.411,25 | Rp6.470,00 | Rp6.444,74 | 0,00 | 0,00 | 0,00 | -0,02 | 0,01 | 0,00 | -0,01 |
| Rp6.525,36 | Rp6.540,95 | Rp6.525,68 | Rp6.443,35 | Rp6.499,88 | Rp6.488,42 | Rp6.411,28 | Rp6.457,96 | 0,00 | 0,00 | -0,01 | 0,00 | -0,01 | 0,01 | -0,02 |
| Rp6.480,28 | Rp6.482,71 | Rp6.501,78 | Rp6.525,27 | Rp6.411,25 | Rp6.470,00 | Rp6.444,74 | Rp6.480,79 | 0,00 | 0,00 | 0,00 | 0,01 | 0,00 | 0,01 | 0,02 |
| Rp6.499,88 | Rp6.488,42 | Rp6.441,28 | Rp6.457,96 | Rp6.383,07 | Rp6.366,43 | Rp6.353,77 | Rp6.377,58 | 0,00 | -0,01 | 0,00 | 0,00 | 0,00 | 0,00 | -0,01 |
| Rp6.411,25 | Rp6.470,00 | Rp6.444,74 | Rp6.480,79 | Rp6.452,61 | Rp6.476,07 | Rp6.494,63 | Rp6.474,02 | 0,01 | 0,00 | 0,01 | 0,00 | 0,00 | 0,00 | 0,01 |
| Rp6.512,78 | Rp6.537,77 | Rp6.501,38 | Rp6.525,36 | Rp6.540,95 | Rp6.525,68 | Rp6.443,35 | Rp6.499,88 | 0,00 | -0,01 | 0,00 | 0,00 | -0,01 | 0,01 | 0,00 |
| Rp6.464,19 | Rp6.532,97 | Rp6.538,64 | Rp6.481,45 | Rp6.547,88 | Rp6.536,46 | Rp6.521,66 | Rp6.495,00 | 0,01 | 0,00 | -0,01 | 0,00 | 0,00 | 0,00 | -0,01 |
| Rp6.462,82 | Rp6.447,89 | Rp6.372,79 | Rp6.401,08 | Rp6.425,90 | Rp6.455,35 | Rp6.374,44 | Rp6.319,46 | 0,00 | -0,01 | 0,00 | 0,00 | -0,01 | -0,01 | -0,03 |
| Rp6.525,27 | Rp6.411,25 | Rp6.470,00 | Rp6.444,74 | Rp6.480,79 | Rp6.468,76 | Rp6.452,61 | Rp6.476,07 | -0,02 | 0,01 | 0,00 | 0,00 | 0,00 | 0,00 | -0,01 |
| Rp6.366,43 | Rp6.353,77 | Rp6.377,58 | Rp6.413,27 | Rp6.461,18 | Rp6.509,45 | Rp6.480,28 | Rp6.482,71 | 0,00 | 0,00 | 0,01 | 0,01 | 0,00 | 0,00 | 0,01 |
| Rp6.405,87 | Rp6.435,15 | Rp6.481,54 | Rp6.507,22 | Rp6.414,74 | Rp6.462,82 | Rp6.447,89 | Rp6.372,79 | 0,00 | 0,01 | 0,00 | 0,01 | 0,00 | -0,01 | 0,01 |
| Rp6.480,28 | Rp6.482,71 | Rp6.501,78 | Rp6.525,27 | Rp6.411,25 | Rp6.470,00 | Rp6.444,74 | Rp6.480,79 | 0,00 | 0,00 | 0,00 | 0,01 | 0,00 | 0,01 | 0,02 |
| Rp6.501,78 | Rp6.525,27 | Rp6.411,25 | Rp6.470,00 | Rp6.444,74 | Rp6.480,79 | Rp6.468,76 | Rp6.452,61 | 0,00 | -0,02 | 0,01 | 0,01 | 0,00 | 0,00 | 0,00 |
| Rp6.525,27 | Rp6.411,25 | Rp6.470,00 | Rp6.444,74 | Rp6.480,79 | Rp6.468,76 | Rp6.452,61 | Rp6.476,07 | -0,02 | 0,01 | 0,00 | 0,00 | 0,00 | 0,00 | -0,01 |
| Rp6.482,71 | Rp6.501,78 | Rp6.525,27 | Rp6.411,25 | Rp6.470,00 | Rp6.444,74 | Rp6.480,79 | Rp6.468,76 | 0,00 | 0,00 | -0,02 | 0,00 | 0,01 | 0,00 | -0,01 |
| Rp6.480,28 | Rp6.482,71 | Rp6.501,78 | Rp6.525,27 | Rp6.411,25 | Rp6.470,00 | Rp6.444,74 | Rp6.480,79 | 0,00 | 0,00 | 0,00 | 0,01 | 0,00 | 0,01 | 0,02 |
| Rp6.353,77 | Rp6.377,58 | Rp6.413,27 | Rp6.461,18 | Rp6.509,45 | Rp6.480,76 | Rp6.482,71 | Rp6.501,78 | 0,00 | 0,01 | 0,01 | 0,00 | 0,00 | 0,00 | 0,02 |
| Rp6.366,43 | Rp6.353,77 | Rp6.377,58 | Rp6.413,27 | Rp6.461,18 | Rp6.509,45 | Rp6.480,28 | Rp6.482,71 | 0,00 | 0,00 | 0,01 | 0,01 | 0,00 | 0,00 | 0,01 |
| Rp6.366,43 | Rp6.353,77 | Rp6.377,58 | Rp6.413,27 | Rp6.461,18 | Rp6.509,45 | Rp6.480,28 | Rp6.482,71 | 0,00 | 0,00 | 0,01 | 0,01 | 0,00 | 0,00 | 0,01 |
| Rp6.537,77 | Rp6.501,38 | Rp6.525,39 | Rp6.540,95 | Rp6.525,68 | Rp6.443,35 | Rp6.499,88 | Rp6.488,42 | -0,01 | 0,00 | 0,00 | -0,01 | 0,01 | 0,00 | -0,01 |
| Rp6.480,28 | Rp6.482,71 | Rp6.501,78 | Rp6.525,27 | Rp6.411,25 | Rp6.470,00 | Rp6.444,74 | Rp6.480,79 | 0,00 | 0,00 | 0,00 | 0,01 | 0,00 | 0,01 | 0,02 |
| Rp6.494,67 | Rp6.512,78 | Rp6.537,77 | Rp6.501,38 | Rp6.525,36 | Rp6.540,95 | Rp6.525,68 | Rp6.443,35 | 0,00 | 0,00 | -0,01 | 0,00 | 0,00 | -0,01 | -0,01 |

| | | | | | | | | | | | | | | |
|------------|------------|------------|------------|------------|------------|------------|------------|-------|-------|-------|------|-------|------|-------|
| Rp6.482,84 | Rp6.458,71 | Rp6.436,48 | Rp6.464,19 | Rp6.532,97 | Rp6.538,64 | Rp6.481,45 | Rp6.547,88 | 0,00 | 0,00 | 0,00 | 0,00 | -0,01 | 0,01 | 0,00 |
| Rp6.525,36 | Rp6.540,95 | Rp6.525,68 | Rp6.443,35 | Rp6.499,88 | Rp6.488,42 | Rp6.441,28 | Rp6.457,96 | 0,00 | 0,00 | -0,01 | 0,00 | -0,01 | 0,00 | -0,02 |
| Rp6.411,25 | Rp6.470,00 | Rp6.444,74 | Rp6.480,79 | Rp6.452,61 | Rp6.476,07 | Rp6.494,63 | Rp6.474,02 | 0,01 | 0,00 | 0,01 | 0,00 | 0,00 | 0,00 | 0,01 |
| Rp6.480,28 | Rp6.482,71 | Rp6.501,78 | Rp6.525,27 | Rp6.411,25 | Rp6.470,00 | Rp6.444,74 | Rp6.480,79 | 0,00 | 0,00 | 0,00 | 0,01 | 0,00 | 0,01 | 0,02 |
| Rp6.480,28 | Rp6.482,71 | Rp6.501,78 | Rp6.525,27 | Rp6.411,25 | Rp6.470,00 | Rp6.444,74 | Rp6.480,79 | 0,00 | 0,00 | 0,00 | 0,01 | 0,00 | 0,01 | 0,02 |
| Rp6.163,60 | Rp6.127,85 | Rp6.190,64 | Rp6.194,50 | Rp6.194,50 | Rp6.181,18 | Rp6.221,01 | Rp6.274,54 | -0,01 | 0,01 | 0,00 | 0,00 | 0,01 | 0,01 | 0,02 |
| Rp6.353,77 | Rp6.377,58 | Rp6.413,27 | Rp6.461,18 | Rp6.509,45 | Rp6.480,76 | Rp6.482,71 | Rp6.501,78 | 0,00 | 0,01 | 0,01 | 0,00 | 0,00 | 0,00 | 0,02 |
| Rp6.499,88 | Rp6.488,42 | Rp6.441,28 | Rp6.457,96 | Rp6.383,07 | Rp6.366,43 | Rp6.353,77 | Rp6.377,58 | 0,00 | -0,01 | 0,00 | 0,00 | 0,00 | 0,00 | -0,01 |
| Rp6.461,18 | Rp6.509,45 | Rp6.480,28 | Rp6.482,71 | Rp6.501,78 | Rp6.525,27 | Rp6.411,25 | Rp6.470,00 | 0,01 | 0,00 | 0,00 | 0,00 | -0,02 | 0,01 | 0,00 |
| Rp6.488,42 | Rp6.441,28 | Rp6.457,96 | Rp6.383,07 | Rp6.366,43 | Rp6.353,77 | Rp6.377,58 | Rp6.413,27 | -0,01 | 0,00 | -0,01 | 0,00 | 0,00 | 0,01 | -0,01 |



Lampiran 8

Rekap Hasil Perhitungan Masing-masing Variabel

| No | kode saham | Tahun | CAR | Perubahan EAT | Perubahan AKIN | Perubahan AKOP | Perubahan AKDA |
|----|------------|-------|-------|---------------|----------------|----------------|----------------|
| 1 | AALI | 2018 | -0,02 | -0,27 | -0,04 | -0,28 | -0,55 |
| 2 | ABDA | 2018 | -0,07 | -0,57 | -2,03 | -2,93 | 0,00 |
| 3 | ACES | 2018 | -0,09 | 0,25 | -0,02 | -0,59 | -0,34 |
| 4 | ACST | 2018 | -0,02 | -0,86 | 0,24 | -0,24 | -0,22 |
| 5 | ADES | 2018 | 0,01 | 0,38 | -0,59 | 0,68 | -0,59 |
| 6 | ADHI | 2018 | 0,01 | 0,25 | 7,96 | -1,02 | -1,00 |
| 7 | ADMF | 2018 | 0,03 | 0,29 | 0,59 | -1,65 | -0,27 |
| 8 | AGII | 2018 | -0,01 | 0,17 | 1,11 | 0,46 | 5,58 |
| 9 | AGRO | 2018 | -0,02 | 0,45 | -0,49 | -4,42 | -0,22 |
| 10 | AKPI | 2018 | -0,02 | 3,82 | -0,76 | -1,12 | -1,12 |
| 11 | AKRA | 2018 | -0,07 | 0,22 | -0,54 | -1,66 | -1,32 |
| 12 | AKSI | 2018 | -0,05 | 0,79 | -1,21 | -8,23 | 135,99 |
| 13 | ALDO | 2018 | 0,18 | 0,46 | -0,79 | 0,37 | -1,14 |
| 14 | ALKA | 2018 | 0,03 | 0,49 | -1,12 | -20,47 | -1,05 |
| 15 | ALMI | 2018 | 0,1 | -0,23 | -1,09 | 0,19 | 0,83 |
| 16 | AMFG | 2018 | 0,03 | -0,83 | 0,88 | -0,28 | 1,20 |
| 17 | AMIN | 2018 | 0,04 | -0,17 | -0,73 | -21,91 | -1,00 |
| 18 | AMRT | 2018 | -0,06 | 1,59 | -0,48 | 0,79 | -10,82 |
| 19 | ANTM | 2018 | 0 | 5,41 | -0,10 | 0,36 | 0,09 |
| 20 | APIC | 2018 | 0,08 | -0,43 | 28,42 | -5,98 | -0,91 |
| 21 | APLN | 2018 | -0,09 | -0,90 | 0,79 | 0,26 | -0,80 |
| 22 | ARNA | 2018 | 0,07 | 0,29 | 0,21 | 0,45 | 0,16 |
| 23 | ASBI | 2018 | 0,01 | 0,03 | 0,09 | 0,16 | -0,14 |
| 24 | ASGR | 2018 | -0,02 | 0,05 | 0,80 | -1,46 | 0,05 |
| 25 | ASII | 2018 | -0,07 | -0,01 | 1,53 | 0,41 | 0,97 |
| 26 | ASJT | 2018 | 0 | 0,10 | -0,47 | -0,64 | 0,59 |
| 27 | ASRI | 2018 | 0,02 | -0,30 | -0,53 | -0,25 | 0,15 |
| 28 | ATIC | 2018 | -0,2 | -1,00 | -0,37 | 0,60 | 46,48 |
| 29 | AUTO | 2018 | -0,04 | 0,24 | 6,52 | 0,72 | -0,63 |
| 30 | BACA | 2018 | 0,08 | 0,24 | 58,40 | 0,55 | -0,99 |
| 31 | BALI | 2018 | 0,36 | -0,17 | -0,17 | -0,28 | -0,25 |
| 32 | BBKP | 2018 | -0,1 | 0,61 | -4,89 | 7,52 | -1,27 |
| 33 | BBLD | 2018 | 0,05 | -0,13 | -0,34 | -1,75 | -0,18 |
| 34 | BBTN | 2018 | -0,01 | -0,07 | 1,03 | -25,18 | -0,19 |
| 35 | BCIP | 2018 | -0,07 | -0,06 | -1,47 | -2,20 | -0,29 |

| | | | | | | | |
|----|------|------|-------|-------|--------|--------|--------|
| 36 | BDMN | 2018 | -0,02 | 0,07 | -5,58 | -1,00 | -0,25 |
| 37 | BEEF | 2018 | 0,09 | -0,60 | -0,78 | -0,90 | -0,97 |
| 38 | BELL | 2018 | 0,05 | 0,61 | 0,30 | 1,78 | -0,94 |
| 39 | BEST | 2018 | 0 | -0,13 | -0,36 | 0,01 | -1,77 |
| 40 | BFIN | 2018 | 0 | 0,24 | -0,14 | -0,84 | -0,59 |
| 41 | BHIT | 2018 | -0,02 | 0,80 | 0,81 | 4,34 | -0,22 |
| 42 | BIMA | 2018 | -0,01 | -0,85 | 3,91 | -1,09 | 0,09 |
| 43 | BIRD | 2018 | 0,1 | 0,08 | -10,61 | 0,03 | -0,85 |
| 44 | BISI | 2018 | 0,03 | 0,00 | -0,91 | -0,71 | 0,17 |
| 45 | BJBR | 2018 | -0,02 | 0,28 | -1,18 | -3,35 | 0,32 |
| 46 | BJTM | 2018 | -0,01 | 0,09 | 1,06 | 0,41 | 2,89 |
| 47 | BKSL | 2018 | -0,07 | -0,35 | -0,71 | -2,01 | -0,18 |
| 48 | BLTZ | 2018 | -0,01 | 1,83 | -0,17 | 0,53 | -1,26 |
| 49 | BMRI | 2018 | -0,02 | 0,21 | 2,99 | -7,42 | 23,43 |
| 50 | BMTR | 2018 | -0,01 | 0,28 | -0,09 | -0,05 | 1,73 |
| 51 | BNBA | 2018 | -0,02 | 0,04 | -0,98 | -0,92 | 0,17 |
| 52 | BNGA | 2018 | 0,15 | 0,00 | -0,82 | -0,96 | 57,60 |
| 53 | BNII | 2018 | 0,05 | 0,22 | -3,92 | 0,84 | 1,74 |
| 54 | BNLI | 2018 | -0,08 | 0,20 | 1,25 | -0,65 | -3,70 |
| 55 | BOGA | 2018 | 0,03 | 0,42 | -0,69 | 9,96 | -1,18 |
| 56 | BOLT | 2018 | -0,03 | -0,19 | -0,84 | -0,43 | -1,33 |
| 57 | BOSS | 2018 | -0,07 | -0,07 | -0,08 | -0,98 | 1,63 |
| 58 | BPFI | 2018 | 0,1 | 0,37 | 0,26 | -1,58 | -0,23 |
| 59 | BPII | 2018 | 0,09 | 0,06 | 0,06 | -0,06 | -0,27 |
| 60 | BPTR | 2018 | 0,07 | 3,37 | -0,41 | 11,62 | -2,10 |
| 61 | BRIS | 2018 | -0,01 | 0,05 | -0,37 | -0,84 | -24,12 |
| 62 | BSDE | 2018 | -0,01 | -0,67 | -0,12 | -0,65 | 4,65 |
| 63 | BTPN | 2018 | 0,02 | 0,59 | -0,58 | 3,07 | 0,53 |
| 64 | BUDI | 2018 | -0,03 | 0,10 | 0,46 | -0,62 | -3,09 |
| 65 | BUKK | 2018 | -0,02 | 2,11 | 0,46 | -0,37 | -3,58 |
| 66 | BVIC | 2018 | -0,01 | -0,42 | -3,32 | -1,95 | 0,80 |
| 67 | CAKK | 2018 | 0,13 | 5,24 | 0,90 | -0,64 | -22,67 |
| 68 | CAMP | 2018 | -0,05 | 0,43 | -1,37 | 2,51 | 1,60 |
| 69 | CARS | 2018 | 0,02 | -0,62 | -1,79 | -1,15 | -1,11 |
| 70 | CASS | 2018 | 0,09 | -0,24 | 0,12 | 0,00 | 0,29 |
| 71 | CEKA | 2018 | 0,07 | -0,14 | -0,81 | 0,38 | 0,80 |
| 72 | CFIN | 2018 | 0,05 | 0,29 | -2,46 | -0,73 | -0,70 |
| 73 | CINT | 2018 | 0 | -0,54 | -0,47 | -1,29 | -1,79 |
| 74 | CITA | 2018 | -0,02 | 12,92 | 22,90 | -12,61 | -31,84 |
| 75 | CLEO | 2018 | -0,02 | 0,26 | -0,09 | 0,68 | -0,61 |
| 76 | CLPI | 2018 | -0,02 | -0,21 | 2,09 | -1,25 | -0,79 |

| | | | | | | | |
|-----|------|------|-------|-------|-------|--------|---------|
| 77 | CMNP | 2018 | 0,02 | 0,05 | 0,30 | -0,19 | 0,04 |
| 78 | CPIN | 2018 | -0,12 | 0,82 | 1,01 | 1,85 | 0,41 |
| 79 | CSAP | 2018 | 0,17 | 0,01 | -0,27 | -3,15 | 0,04 |
| 80 | CTRA | 2018 | 0,14 | 0,28 | -0,11 | 0,90 | -0,41 |
| 81 | CTTH | 2018 | 0 | 0,10 | 3,27 | -0,66 | -0,56 |
| 82 | DART | 2018 | -0,01 | -0,57 | -0,15 | 0,08 | 0,24 |
| 83 | DIGI | 2018 | 0 | -0,79 | 42,29 | 8,16 | -82,64 |
| 84 | DILD | 2018 | -0,03 | -0,90 | 2,40 | -0,95 | -0,34 |
| 85 | DIVA | 2018 | -0,04 | 2,77 | 6,18 | 4,67 | 12,80 |
| 86 | DSNG | 2018 | 0 | -0,26 | 0,95 | -0,73 | -5,83 |
| 87 | DUCK | 2018 | -0,05 | 0,63 | 15,58 | 17,33 | 58,71 |
| 88 | DUTI | 2018 | -0,02 | 0,74 | 0,60 | 1,79 | -1,05 |
| 89 | DVLA | 2018 | -0,01 | 0,24 | 0,43 | -0,88 | 0,07 |
| 90 | EKAD | 2018 | -0,03 | -0,03 | 0,50 | 0,19 | 1,99 |
| 91 | ELSA | 2018 | -0,01 | 0,10 | 0,64 | -0,13 | -0,69 |
| 92 | EMDE | 2018 | 0,04 | -0,85 | -0,74 | 0,04 | -0,70 |
| 93 | EPMT | 2018 | 0,02 | 0,26 | -0,44 | -3,67 | -0,19 |
| 94 | ESSA | 2018 | 0,02 | 22,78 | -0,76 | 6,35 | -0,25 |
| 95 | FAST | 2018 | 0,12 | 0,27 | 0,31 | 0,79 | -0,11 |
| 96 | FASW | 2018 | 0,09 | 1,36 | 2,02 | 0,56 | -0,10 |
| 97 | FINN | 2018 | -0,04 | -0,73 | -0,95 | -1,70 | -1,69 |
| 98 | FISH | 2018 | 0,03 | -0,25 | 0,33 | -0,94 | -8,14 |
| 99 | FMII | 2018 | -0,01 | -0,32 | 1,01 | 1,63 | 1,87 |
| 100 | FORZ | 2018 | 0,04 | -0,73 | -0,93 | -0,36 | -0,53 |
| 101 | GAMA | 2018 | -0,41 | 2,63 | 4,48 | -1,55 | -1,68 |
| 102 | GGRM | 2018 | -0,03 | 0,00 | 0,00 | 0,37 | 1,51 |
| 103 | GHON | 2018 | 0,02 | 0,35 | -0,35 | -1,62 | -0,14 |
| 104 | GMTD | 2018 | 0,01 | -0,10 | 7,68 | 3,18 | -0,16 |
| 105 | GOOD | 2018 | 0 | 0,13 | 0,43 | 0,23 | -2,26 |
| 106 | GPRA | 2018 | -0,02 | 0,35 | -3,59 | 0,19 | -1,03 |
| 107 | GSMF | 2018 | -0,06 | -0,19 | -0,73 | -26,96 | -116,30 |
| 108 | GWSA | 2018 | 0,05 | 0,12 | 1,31 | -0,01 | 0,34 |
| 109 | HEAL | 2018 | -0,05 | -0,04 | -0,40 | -0,50 | -0,44 |
| 110 | HELI | 2018 | 0,05 | 0,61 | 1,23 | -0,75 | 0,00 |
| 111 | HEXA | 2018 | 0,03 | 0,67 | 0,21 | -1,48 | -2,06 |
| 112 | HKMU | 2018 | 0,01 | 1,30 | -0,94 | -7,03 | 0,10 |
| 113 | HMSP | 2018 | 0 | 0,07 | -1,88 | 0,31 | 0,00 |
| 114 | HOKI | 2018 | -0,03 | 0,88 | 4,50 | -1,06 | -0,48 |
| 115 | HRTA | 2018 | -0,03 | 0,12 | -0,76 | -0,85 | -1,20 |
| 116 | IBST | 2018 | -0,01 | -0,44 | 0,60 | -0,07 | -14,42 |
| 117 | ICBP | 2018 | -0,02 | 0,31 | 0,60 | -0,10 | 1,34 |

| | | | | | | | |
|-----|------|------|-------|-------|--------|-------|--------|
| 118 | ICON | 2018 | -0,01 | 1,03 | 0,16 | -0,76 | -0,45 |
| 119 | IDPR | 2018 | -0,32 | -0,98 | -0,54 | -0,41 | -0,06 |
| 120 | IGAR | 2018 | -0,07 | -0,38 | -0,16 | -0,98 | 0,23 |
| 121 | IMJS | 2018 | 0,02 | 0,13 | 2,49 | 1,70 | 1,86 |
| 122 | INAI | 2018 | 0 | 0,05 | 181,83 | 1,58 | -2,34 |
| 123 | INCF | 2018 | -0,48 | 0,18 | 0,33 | -0,61 | -3,09 |
| 124 | INDF | 2018 | -0,01 | -0,03 | 0,85 | -0,09 | -1,31 |
| 125 | INDR | 2018 | -0,1 | 33,37 | -3,36 | -0,22 | 0,35 |
| 126 | INDS | 2018 | -0,02 | -0,03 | 3,17 | -0,58 | -0,64 |
| 127 | INPP | 2018 | 0,13 | -0,17 | -0,96 | -0,10 | -0,90 |
| 128 | INTP | 2018 | 0,1 | -0,38 | -0,34 | -0,29 | -0,25 |
| 129 | IPCC | 2018 | -0,05 | -0,24 | 6,14 | -0,31 | 7,85 |
| 130 | ISSP | 2018 | -0,01 | 4,65 | -0,65 | -1,50 | -2,31 |
| 131 | JECC | 2018 | 0 | 0,06 | -0,21 | -0,91 | -1,73 |
| 132 | JHHD | 2018 | 0,01 | -0,18 | -1,17 | -0,10 | 0,18 |
| 133 | JKON | 2018 | 0,01 | -0,13 | -2,27 | 2,01 | 40,00 |
| 134 | JPFA | 2018 | 0,01 | 0,00 | 0,62 | 1,39 | -0,51 |
| 135 | JRPT | 2018 | -0,03 | -0,06 | 0,84 | 0,74 | 16,59 |
| 136 | JSMR | 2018 | -0,03 | -0,03 | -0,43 | -0,79 | -0,44 |
| 137 | JSPT | 2018 | 0,01 | 1,61 | 0,43 | 1,20 | 11,57 |
| 138 | JTPE | 2018 | -0,02 | 0,00 | -0,80 | 0,20 | -0,07 |
| 139 | KAEF | 2018 | 0,05 | 0,21 | 0,39 | 48,27 | 0,61 |
| 140 | KBLI | 2018 | -0,08 | -0,34 | -0,07 | -2,36 | -1,76 |
| 141 | KBLM | 2018 | -0,04 | -0,08 | 7,12 | -9,75 | -2,68 |
| 142 | KPAL | 2018 | -0,04 | -0,86 | -1,12 | -1,27 | -1,09 |
| 143 | KPIG | 2018 | -0,01 | -0,49 | 0,47 | -0,40 | 0,43 |
| 144 | KREN | 2018 | 0,01 | 1,43 | 1,27 | 0,27 | 1,36 |
| 145 | LAND | 2018 | 0,02 | 0,89 | 69,59 | 0,12 | 6,96 |
| 146 | LCKM | 2018 | 0,02 | -0,08 | -0,91 | 0,75 | 0,31 |
| 147 | LINK | 2018 | 0,03 | -0,22 | 0,15 | 0,11 | 1,16 |
| 148 | LMSH | 2018 | -0,04 | -0,78 | -0,91 | -1,13 | 0,12 |
| 149 | LPCK | 2018 | -0,08 | 5,03 | 0,74 | -0,86 | -0,90 |
| 150 | LPGI | 2018 | -0,23 | -0,29 | -0,68 | -0,47 | -0,21 |
| 151 | LPIN | 2018 | 0,03 | -0,83 | -2,35 | 3,10 | -1,85 |
| 152 | LPKR | 2018 | -0,05 | 1,01 | -1,21 | -0,57 | -0,91 |
| 153 | LPPF | 2018 | 0,01 | -0,42 | -0,25 | -0,11 | 0,18 |
| 154 | LSIP | 2018 | -0,09 | -0,55 | -0,34 | -0,47 | -0,39 |
| 155 | LTLS | 2018 | 0,04 | 0,27 | -0,52 | 0,30 | -1,12 |
| 156 | LUCK | 2018 | -0,1 | -0,78 | 5,36 | 4,62 | -38,77 |
| 157 | MAIN | 2018 | -0,23 | 5,62 | -0,05 | 0,38 | -1,09 |
| 158 | MAPB | 2018 | -0,06 | 0,14 | 0,29 | 0,29 | -4,35 |

| | | | | | | | |
|-----|------|------|-------|-------|--------|--------|---------|
| 159 | MAPI | 2018 | -0,08 | 1,32 | -0,02 | 0,16 | -0,24 |
| 160 | MARI | 2018 | -0,04 | 0,01 | -0,94 | 0,43 | -1,10 |
| 161 | MARK | 2018 | -0,03 | -0,53 | 1,99 | 0,10 | -1,71 |
| 162 | MCAS | 2018 | -0,02 | 24,10 | 3,54 | -1,38 | -0,07 |
| 163 | MDKI | 2018 | 0,16 | -0,28 | -0,82 | 0,25 | -1,16 |
| 164 | MDLN | 2018 | -0,01 | -0,96 | 1,88 | -1,99 | 4,49 |
| 165 | MEGA | 2018 | 0,01 | 0,23 | 2,23 | -1,60 | -0,19 |
| 166 | META | 2018 | -0,03 | 1,33 | 0,00 | 0,05 | -0,07 |
| 167 | MFIN | 2018 | 0,05 | 0,00 | 0,40 | -1,03 | -1,09 |
| 168 | MFMI | 2018 | 0,06 | 0,15 | -0,63 | 0,04 | -12,32 |
| 169 | MGRO | 2018 | -0,04 | 3,88 | 6,01 | 24,41 | -14,85 |
| 170 | MICE | 2018 | 0,03 | -0,50 | -2,02 | -9,23 | -3,43 |
| 171 | MIDI | 2018 | -0,06 | 0,55 | -0,48 | 0,10 | -5,43 |
| 172 | MIKA | 2018 | -0,01 | -0,07 | -0,63 | -0,03 | -0,44 |
| 173 | MINA | 2018 | 0 | 0,62 | -1,55 | -1,09 | -1,01 |
| 174 | MKPI | 2018 | -0,03 | -0,15 | 0,80 | 0,57 | 0,86 |
| 175 | MLBI | 2018 | 0,03 | -0,07 | -0,18 | 0,06 | -0,10 |
| 176 | MLIA | 2018 | 0,03 | 2,98 | -1,77 | -0,07 | -0,89 |
| 177 | MLPT | 2018 | 0,02 | -0,16 | 0,42 | -0,36 | -0,43 |
| 178 | MMLP | 2018 | -0,11 | -0,04 | -0,41 | -9,65 | -0,64 |
| 179 | MNCN | 2018 | 0,05 | 0,02 | 1,24 | -0,09 | -0,91 |
| 180 | MOLI | 2018 | -0,01 | 0,08 | 1,50 | 0,75 | -49,81 |
| 181 | MORA | 2018 | 0,03 | 4,85 | -0,92 | 6,80 | -0,69 |
| 182 | MPMX | 2018 | -0,1 | 7,97 | 22,71 | -0,74 | 3,37 |
| 183 | MPOW | 2018 | -0,02 | -0,75 | -0,93 | -0,21 | -0,16 |
| 184 | MREI | 2018 | 0,02 | -0,13 | -0,97 | -0,67 | -1,06 |
| 185 | MSIN | 2018 | -0,02 | 0,74 | 10,52 | -5,89 | -297,69 |
| 186 | MTDL | 2018 | -0,05 | 0,14 | 0,09 | 3,41 | 200,32 |
| 187 | MTLA | 2018 | -0,01 | -0,08 | 1,05 | 5,70 | -1,71 |
| 188 | MTPS | 2018 | 0,33 | 2,42 | 124,70 | 0,21 | -0,14 |
| 189 | NATO | 2018 | -0,11 | 29,85 | -1,11 | 20,92 | -0,76 |
| 190 | NELY | 2018 | 0,09 | 1,17 | 0,82 | 0,14 | -0,94 |
| 191 | NFCX | 2018 | 0,05 | 13,82 | 25,07 | 0,00 | 9,74 |
| 192 | NICK | 2018 | 0,03 | 0,99 | -6,93 | 0,74 | 0,89 |
| 193 | NISP | 2018 | 0,01 | 0,21 | -4,62 | -21,93 | -0,75 |
| 194 | NRCA | 2018 | -0,02 | -0,23 | 4,01 | -1,35 | 0,07 |
| 195 | PANI | 2018 | -0,02 | 2,15 | 2,89 | 0,89 | -0,99 |
| 196 | PANS | 2018 | 0,01 | -0,52 | 5,47 | -3,97 | -3,72 |
| 197 | PBID | 2018 | 0,05 | 0,29 | -2,67 | -2,77 | -0,43 |
| 198 | PBSA | 2018 | 0,02 | -0,56 | -1,06 | -0,86 | 3,03 |
| 199 | PDES | 2018 | 0 | -0,91 | -0,87 | -0,75 | 5,52 |

| | | | | | | | |
|-----|------|------|-------|-------|--------|-------|---------|
| 200 | PEGE | 2018 | 0,02 | 0,77 | 3,42 | -1,39 | -30,00 |
| 201 | PEHA | 2018 | -0,2 | -1,00 | 3,48 | -1,60 | 5,92 |
| 202 | PGLI | 2018 | 0,09 | 2,34 | -0,99 | -2,38 | -235,95 |
| 203 | PICO | 2018 | 0,03 | -0,22 | -28,77 | -2,76 | 0,25 |
| 204 | PJAA | 2018 | -0,02 | -0,01 | -0,24 | 0,01 | -3,19 |
| 205 | PLIN | 2018 | -0,01 | -0,34 | -9,74 | 0,12 | -0,95 |
| 206 | PNBN | 2018 | 0,11 | 0,11 | 13,34 | 0,12 | -6,99 |
| 207 | PNIN | 2018 | -0,01 | 0,15 | -1,00 | -1,05 | 0,52 |
| 208 | PNLF | 2018 | -0,06 | 0,36 | 2,10 | -1,03 | 0,52 |
| 209 | POLA | 2018 | 0,01 | 0,41 | 0,41 | -2,76 | 9,07 |
| 210 | POLI | 2018 | -0,05 | 0,11 | -0,66 | 0,00 | 0,46 |
| 211 | POLL | 2018 | 0,01 | 1,29 | 1,45 | 15,05 | 3,29 |
| 212 | PPRE | 2018 | 0,03 | 0,43 | -0,42 | -0,09 | -0,94 |
| 213 | PPRO | 2018 | 0,01 | 0,01 | -0,25 | 0,15 | -0,53 |
| 214 | PTBA | 2018 | 0 | 0,13 | 1,94 | 2,26 | 0,79 |
| 215 | PTPP | 2018 | -0,05 | 0,14 | 0,03 | -0,51 | -0,06 |
| 216 | PTSP | 2018 | 0,01 | 0,93 | -0,13 | 0,11 | 1,38 |
| 217 | PUDP | 2018 | -0,03 | -0,05 | -0,85 | -1,43 | -1,55 |
| 218 | PWON | 2018 | 0,04 | 0,40 | -0,11 | 0,05 | 0,21 |
| 219 | PYFA | 2018 | 0,05 | 0,19 | 6,54 | -0,77 | -1,84 |
| 220 | PZZA | 2018 | 0,03 | 0,22 | 0,11 | 0,45 | 3,55 |
| 221 | RALS | 2018 | 0,02 | 0,44 | -2,48 | -0,08 | 0,11 |
| 222 | RANC | 2018 | -0,01 | 0,33 | 0,95 | 0,42 | -0,22 |
| 223 | RBMS | 2018 | -0,06 | -0,63 | 4,02 | 1,69 | 31,05 |
| 224 | RDTX | 2018 | -0,02 | 0,08 | 0,30 | 0,01 | -0,43 |
| 225 | RICY | 2018 | 0,03 | 0,12 | 0,00 | -0,20 | -0,51 |
| 226 | RIMO | 2018 | 0 | 0,89 | -0,40 | -8,36 | 1,15 |
| 227 | RISE | 2018 | 0,02 | 6,82 | -0,44 | -0,10 | 0,70 |
| 228 | RODA | 2018 | 0,4 | -1,00 | -1,57 | 0,74 | 1,27 |
| 229 | ROTI | 2018 | 0 | -0,06 | -2,00 | -0,20 | -1,42 |
| 230 | RUIS | 2018 | 0,02 | 0,29 | -4,75 | -0,25 | -0,34 |
| 231 | SCCO | 2018 | -0,02 | -0,06 | -0,46 | 0,90 | 3,28 |
| 232 | SCMA | 2018 | -0,08 | 0,12 | -0,55 | 0,35 | -0,14 |
| 233 | SDPC | 2018 | 0,09 | 0,37 | -0,90 | 5,13 | 0,10 |
| 234 | SDRA | 2018 | -0,03 | 0,23 | -2,21 | -8,27 | 0,80 |
| 235 | SGRO | 2018 | -0,05 | -0,75 | 0,22 | -0,49 | -1,23 |
| 236 | SHID | 2018 | -0,13 | 0,18 | -1,18 | -0,94 | 0,00 |
| 237 | SIDO | 2018 | 0,12 | 0,24 | -0,18 | 0,32 | 0,70 |
| 238 | SILO | 2018 | -0,08 | -0,75 | -0,69 | -0,91 | -0,99 |
| 239 | SKBM | 2018 | 0,03 | -0,38 | -0,79 | -0,43 | -0,82 |
| 240 | SKRN | 2018 | -0,17 | -0,32 | -3,05 | 0,18 | -1,25 |

| | | | | | | | |
|-----|------|------|-------|-------|--------|---------|--------|
| 241 | SMAR | 2018 | -0,01 | -0,49 | -0,06 | -0,67 | -0,41 |
| 242 | SMBR | 2018 | -0,05 | -0,48 | -0,19 | -0,65 | -0,31 |
| 243 | SMDM | 2018 | -0,19 | 3,33 | -1,47 | -1,11 | -1,36 |
| 244 | SMGR | 2018 | -0,02 | 0,87 | -0,49 | 0,62 | -1,69 |
| 245 | SMMA | 2018 | 0,07 | -0,16 | -1,90 | -0,31 | -0,70 |
| 246 | SMMT | 2018 | 0 | 0,00 | -3,57 | -6,62 | -2,59 |
| 247 | SMRA | 2018 | 0 | 0,30 | -0,14 | -2,41 | 1,03 |
| 248 | SMSM | 2018 | -0,02 | 0,14 | 0,92 | 0,22 | -0,04 |
| 249 | SONA | 2018 | -0,07 | 1,28 | -0,79 | 0,07 | 0,10 |
| 250 | SOSS | 2018 | 0,15 | -0,03 | 0,04 | -1,98 | -2,48 |
| 251 | SPMA | 2018 | -0,01 | -0,11 | 0,48 | 0,70 | -0,56 |
| 252 | SPTO | 2018 | 0,02 | -0,08 | -0,15 | -1,18 | -0,09 |
| 253 | SRSN | 2018 | -0,07 | 1,19 | -0,64 | -0,63 | -0,63 |
| 254 | SSIA | 2018 | 0,02 | -0,93 | 10,67 | 2,19 | 2,31 |
| 255 | SSMS | 2018 | -0,03 | -0,89 | 1,78 | -0,64 | -0,50 |
| 256 | STTP | 2018 | -0,01 | 0,18 | -31,91 | -0,19 | -0,90 |
| 257 | SWAT | 2018 | 0,07 | 2,00 | -0,46 | -109,47 | 0,08 |
| 258 | TALF | 2018 | 0,02 | 1,05 | -0,07 | 36,04 | -0,56 |
| 259 | TARA | 2018 | -0,01 | -0,25 | -0,95 | -1,29 | -11,76 |
| 260 | TBIG | 2018 | 0,05 | -0,70 | 0,23 | 0,02 | -0,09 |
| 261 | TCID | 2018 | 0,02 | -0,03 | 0,18 | -0,47 | 0,00 |
| 262 | TCPI | 2018 | -0,24 | 1,51 | 2,75 | 0,42 | -1,77 |
| 263 | TELE | 2018 | 0,01 | -0,46 | -2,41 | -1,92 | -3,38 |
| 264 | TGKA | 2018 | 0,04 | 0,27 | -0,38 | -1,02 | -1,10 |
| 265 | TIFA | 2018 | 0,01 | 0,21 | -0,69 | -1,35 | -1,26 |
| 266 | TINS | 2018 | -0,06 | 0,06 | 0,56 | 8,56 | 0,19 |
| 267 | TLKM | 2018 | 0,08 | -0,17 | 0,06 | -0,08 | -0,12 |
| 268 | TMAS | 2018 | 0,05 | -0,35 | -0,84 | 1,71 | -6,92 |
| 269 | TNCA | 2018 | 0,05 | 0,14 | 1,78 | 14,50 | 2,37 |
| 270 | TOPS | 2018 | 0,04 | -0,85 | -0,57 | -0,37 | -0,76 |
| 271 | TOTO | 2018 | -0,02 | -0,15 | -0,69 | -0,15 | 0,82 |
| 272 | TRAM | 2018 | -0,06 | 56,93 | -1,00 | -0,92 | -1,37 |
| 273 | TRIM | 2018 | 0,05 | 0,16 | 0,10 | 5,55 | -0,52 |
| 274 | TRIS | 2018 | 0,09 | 0,38 | -1,94 | -0,95 | -17,75 |
| 275 | TRST | 2018 | -0,02 | 0,65 | 0,67 | -0,48 | -12,02 |
| 276 | TRUK | 2018 | -0,01 | -0,06 | 0,29 | -0,53 | 0,02 |
| 277 | TRUS | 2018 | -0,09 | 0,32 | 4,09 | -1,13 | -3,23 |
| 278 | TSPC | 2018 | -0,01 | -0,03 | 0,57 | -0,28 | 4,15 |
| 279 | TURI | 2018 | 0,02 | 0,18 | 1,07 | 0,31 | -3,38 |
| 280 | ULTJ | 2018 | 0,01 | -0,02 | 1,73 | -0,46 | 1,20 |
| 281 | UNTR | 2018 | 0,06 | 0,50 | 1,53 | 0,59 | 2,73 |

| | | | | | | | |
|-----|------|------|-------|-------|-------|-------|--------|
| 282 | UNVR | 2018 | 0 | 0,30 | -2,21 | 0,12 | 0,82 |
| 283 | URBN | 2018 | 0,01 | 3,45 | -2,06 | -1,40 | -0,85 |
| 284 | VICO | 2018 | -0,01 | -0,52 | -2,20 | -1,71 | 1,14 |
| 285 | VINS | 2018 | 0,17 | -0,55 | -1,47 | -1,33 | -12,77 |
| 286 | VOKS | 2018 | -0,04 | -0,37 | 3,67 | -0,01 | 2,55 |
| 287 | WEHA | 2018 | 0,01 | -0,94 | -1,18 | -0,26 | -0,83 |
| 288 | WIIM | 2018 | 0,04 | 0,26 | 0,86 | -0,28 | -0,68 |
| 289 | WIKA | 2018 | 0,04 | 0,53 | 0,86 | 0,44 | 0,79 |
| 290 | ZINC | 2018 | 0,05 | 1,43 | 4,56 | 1,77 | 1,27 |
| 291 | ZONE | 2018 | 0,03 | 0,33 | -0,04 | 3,21 | 7,38 |



Lampiran 9

Output Data SPSS 15.0 Hasil Statistik Deskriptif Sebelum Pembuangan Outlier

Descriptive Statistics

| | N | Minimum | Maximum | Mean | Std. Deviation |
|--------------------|-----|---------|---------|---------|----------------|
| CAR | 291 | -,48 | ,40 | -,0023 | ,08332 |
| EAT | 291 | -1,00 | 56,93 | 1,0005 | 4,86753 |
| AKIN | 291 | -31,91 | 181,83 | 1,9840 | 14,83198 |
| AKOP | 291 | -109,47 | 48,27 | -,4664 | 8,69948 |
| AKDA | 291 | -297,69 | 200,32 | -1,5450 | 29,05352 |
| Valid N (listwise) | 291 | | | | |

Output Data SPSS 15.0 Hasil Statistik Uji Normalitas

1. Output data SPSS 15.0 Hasil Uji Normalitas dengan Uji Kolmogorov-Smirnov sebelum pembuangan outlier

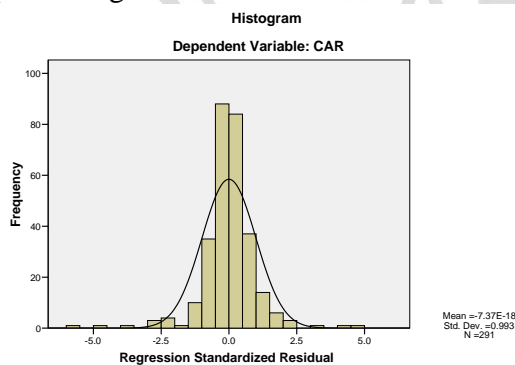
One-Sample Kolmogorov-Smirnov Test

| | | Unstandardized Residual |
|--------------------------|----------------|-------------------------|
| N | | 291 |
| Normal Parameters(a,b) | Mean | ,0000000 |
| | Std. Deviation | ,08224462 |
| Most Extreme Differences | Absolute | ,129 |
| | Positive | ,118 |
| | Negative | -,129 |
| Kolmogorov-Smirnov Z | | 2,193 |
| Asymp. Sig. (2-tailed) | | ,000 |

a. Test distribution is Normal.

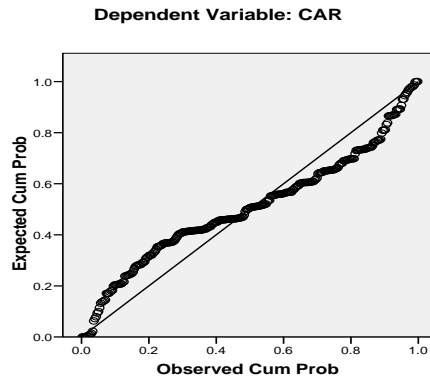
b. Calculated from data.

2. Output data SPSS 15.0 Hasil Uji Normalitas dengan Grafik Histogram sebelum pembuangan data outlier



3. Output data SPSS 15.0 Hasil Uji Normalitas dengan Normal P-Plot sebelum pembuangan outlier

Normal P-P Plot of Regression Standardized Residual



1. Output Data SPSS 15.0 Hasil Uji *Outlier*

Casewise Diagnostics(a)

| Case Number | Std. Residual | CAR | Predicted Value | Residual |
|-------------|---------------|------|-----------------|----------|
| 31 | 4,371 | ,36 | -,0020 | ,36197 |
| 101 | -4,913 | -,41 | -,0031 | -,40691 |
| 119 | -3,853 | -,32 | -,0009 | -,31912 |
| 123 | -5,774 | -,48 | -,0018 | -,47817 |
| 188 | 3,038 | ,33 | ,0784 | ,25162 |
| 228 | 4,853 | ,40 | -,0019 | ,40188 |

a Dependent Variable: CAR

Casewise Diagnostics(a)

| Case Number | Std. Residual | CAR | Predicted Value | Residual |
|-------------|---------------|------|-----------------|----------|
| 28 | -3,111 | -,20 | -,0057 | -,19429 |
| 146 | -3,679 | -,23 | -,0002 | -,22977 |
| 153 | -3,533 | -,23 | -,0094 | -,22060 |
| 196 | -3,211 | -,20 | ,0005 | -,20055 |
| 256 | -3,800 | -,24 | -,0027 | -,23729 |

a Dependent Variable: CAR

Casewise Diagnostics(a)

| Case Number | Std. Residual | CAR | Predicted Value | Residual |
|-------------|---------------|------|-----------------|----------|
| 13 | 3,190 | ,18 | ,0025 | ,17751 |
| 230 | -3,120 | -,17 | ,0036 | -,17358 |
| 233 | -3,384 | -,19 | -,0017 | -,18828 |

a Dependent Variable: CAR

Casewise Diagnostics(a)

| Case Number | Std. Residual | CAR | Predicted Value | Residual |
|-------------|---------------|-----|-----------------|----------|
| 76 | 3,145 | ,17 | ,0044 | ,16561 |
| 271 | 3,114 | ,17 | ,0060 | ,16400 |

a Dependent Variable: CAR

Casewise Diagnostics(a)

| Case Number | Std. Residual | CAR | Predicted Value | Residual |
|-------------|---------------|-----|-----------------|----------|
| 154 | 3,085 | ,16 | ,0030 | ,15700 |

a Dependent Variable: CAR

Casewise Diagnostics(a)

| Case Number | Std. Residual | CAR | Predicted Value | Residual |
|-------------|---------------|-----|-----------------|----------|
| 49 | 3,051 | ,15 | -,0028 | ,15278 |

a Dependent Variable: CAR

Casewise Diagnostics(a)

| Case Number | Std. Residual | CAR | Predicted Value | Residual |
|-------------|---------------|-----|-----------------|----------|
| 234 | 3,004 | ,15 | ,0020 | ,14803 |

a Dependent Variable: CAR

Output Data SPSS 15.0 Hasil Statistik Deskriptif Sesudah Pembuangan Outlier

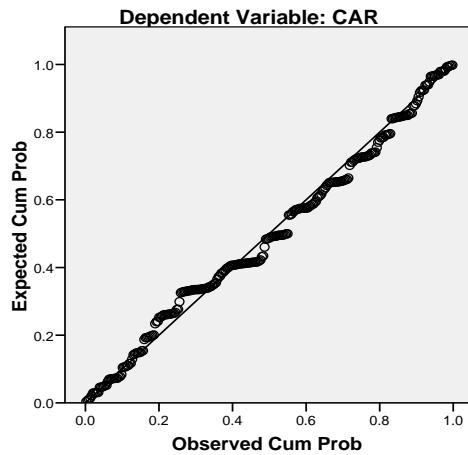
Descriptive Statistics

| | N | Minimum | Maximum | Mean | Std. Deviation |
|--------------------|-----|---------|---------|---------|----------------|
| CAR | 272 | -,13 | ,14 | -,0002 | ,04883 |
| EAT | 272 | -,96 | 56,93 | 1,0317 | 5,01297 |
| AKIN | 272 | -31,91 | 181,83 | 1,6678 | 13,38837 |
| AKOP | 272 | -109,47 | 48,27 | -,4611 | 8,99525 |
| AKDA | 272 | -297,69 | 200,32 | -1,9576 | 29,68074 |
| Valid N (listwise) | 272 | | | | |

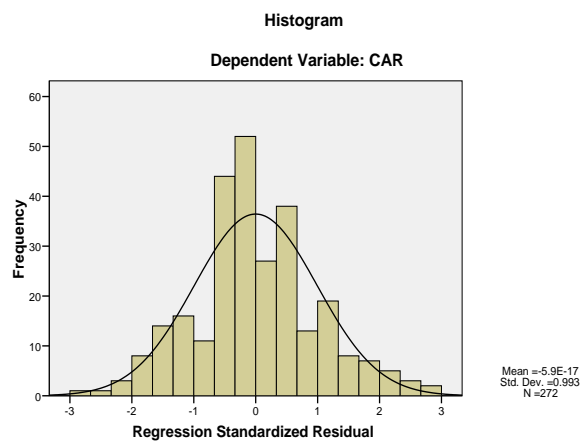
Output Data SPSS 15.0 Hasil Statistik Uji Normalitas

1. Output data SPSS 15.0 Hasil Uji Normalitas dengan Normal P-Plot

Normal P-P Plot of Regression Standardized Residual



2. Output data SPSS 15.0 Hasil Uji Normalitas dengan Grafik Histogram



3. Output data SPSS 15.0 Hasil Uji Normalitas dengan Uji Kolmogorov-Smirnov

One-Sample Kolmogorov-Smirnov Test

| | | Unstandardized Residual |
|--------------------------|----------------|-------------------------|
| N | | 272 |
| Normal Parameters(a,b) | Mean | ,0000000 |
| | Std. Deviation | ,04817207 |
| Most Extreme Differences | Absolute | ,067 |
| | Positive | ,056 |
| | Negative | -,067 |
| Kolmogorov-Smirnov Z | | 1,098 |
| Asymp. Sig. (2-tailed) | | ,180 |

a Test distribution is Normal.

b Calculated from data.

Output Data SPSS 15.0 Hasil Statistik Uji Multikolinearitas

Coefficients(a)

| Model | | Unstandardized Coefficients | | Standardized Coefficients | t | Sig. | Collinearity Statistics | |
|-------|------------|-----------------------------|------------|---------------------------|--------|------|-------------------------|-------|
| | | B | Std. Error | Beta | | | Tolerance | VIF |
| 1 | (Constant) | ,001 | ,003 | | ,247 | ,805 | | |
| | EAT | -,001 | ,001 | -,140 | -2,320 | ,021 | ,997 | 1,003 |
| | AKIN | 8,15E-005 | ,000 | ,022 | ,369 | ,712 | ,996 | 1,004 |
| | AKOP | ,000 | ,000 | -,026 | -,428 | ,669 | ,990 | 1,010 |
| | AKDA | ,000 | ,000 | -,074 | -1,225 | ,222 | ,992 | 1,008 |

a Dependent Variable: CAR

Output Data SPSS 15.0 Hasil Statistik Uji Autokorelasi

Model Summary(b)

| Model | R | R Square | Adjusted R Square | Std. Error of the Estimate | Durbin-Watson |
|-------|---------|----------|-------------------|----------------------------|---------------|
| 1 | ,164(a) | ,027 | ,012 | ,04853 | 2,044 |

a Predictors: (Constant), AKDA, EAT, AKIN, AKOP

b Dependent Variable: CAR

Output Data SPSS 15.0 Hasil Statistik Uji Heterokedastisitas (Uji Glejser)

Coefficients(a)

| Model | | Unstandardized Coefficients | | Standardized Coefficients | t | Sig. |
|-------|------------|-----------------------------|------------|---------------------------|--------|------------|
| | | B | Std. Error | Beta | B | Std. Error |
| 1 | (Constant) | ,037 | ,002 | | 19,337 | ,000 |
| | EAT | ,000 | ,000 | ,021 | ,339 | ,735 |
| | AKIN | -1,76E-005 | ,000 | -,008 | -,127 | ,899 |
| | AKOP | 7,07E-005 | ,000 | ,021 | ,341 | ,734 |
| | AKDA | -9,53E-005 | ,000 | -,093 | -1,516 | ,131 |

a Dependent Variable: Abs_Res

Output Data SPSS 15.0 Hasil Statistik Uji Regresi Linear Berganda

Coefficients(a)

| Model | | Unstandardized Coefficients | | Standardized Coefficients | t | Sig. |
|-------|------------|-----------------------------|------------|---------------------------|--------|------|
| | | B | Std. Error | Beta | | |
| 1 | (Constant) | ,001 | ,003 | | ,247 | ,805 |
| | EAT | -,001 | ,001 | -,140 | -2,320 | ,021 |
| | AKIN | 8,15E-005 | ,000 | ,022 | ,369 | ,712 |
| | AKOP | ,000 | ,000 | -,026 | -,428 | ,669 |
| | AKDA | ,000 | ,000 | -,074 | -1,225 | ,222 |

a Dependent Variable: CAR

Output Data SPSS 15.0 Hasil Statistik Uji Statistik f

ANOVA(b)

| Model | | Sum of Squares | df | Mean Square | F | Sig. |
|-------|------------|----------------|-----|-------------|-------|---------|
| 1 | Regression | ,017 | 4 | ,004 | 1,838 | ,122(a) |
| | Residual | ,629 | 267 | ,002 | | |
| | Total | ,646 | 271 | | | |

a Predictors: (Constant), AKDA, EAT, AKIN, AKOP

b Dependent Variable: CAR

Output Data SPSS 15.0 Hasil Statistik Uji Statistik t

Coefficients(a)

| Model | | Unstandardized Coefficients | | Standardized Coefficients | t | Sig. |
|-------|------------|-----------------------------|------------|---------------------------|--------|------|
| | | B | Std. Error | Beta | | |
| 1 | (Constant) | ,001 | ,003 | | ,247 | ,805 |
| | EAT | -,001 | ,001 | -,140 | -2,320 | ,021 |
| | AKIN | 8,15E-005 | ,000 | ,022 | ,369 | ,712 |
| | AKOP | ,000 | ,000 | -,026 | -,428 | ,669 |
| | AKDA | ,000 | ,000 | -,074 | -1,225 | ,222 |

a Dependent Variable: CAR

Output Data SPSS 15.0 Hasil Statistik Uji Koefisien Determinasi (R²)

Model Summary(b)

| Model | R | R Square | Adjusted R Square | Std. Error of the Estimate |
|-------|---------|----------|-------------------|----------------------------|
| 1 | ,164(a) | ,027 | ,012 | ,04853 |

a Predictors: (Constant), AKDA, EAT, AKIN, AKOP

b Dependent Variable: CAR