

**Daftar Perusahaan Manufaktur Yang Terdaftar Di Bursa Efek Indonesia**  
**Periode 2018**

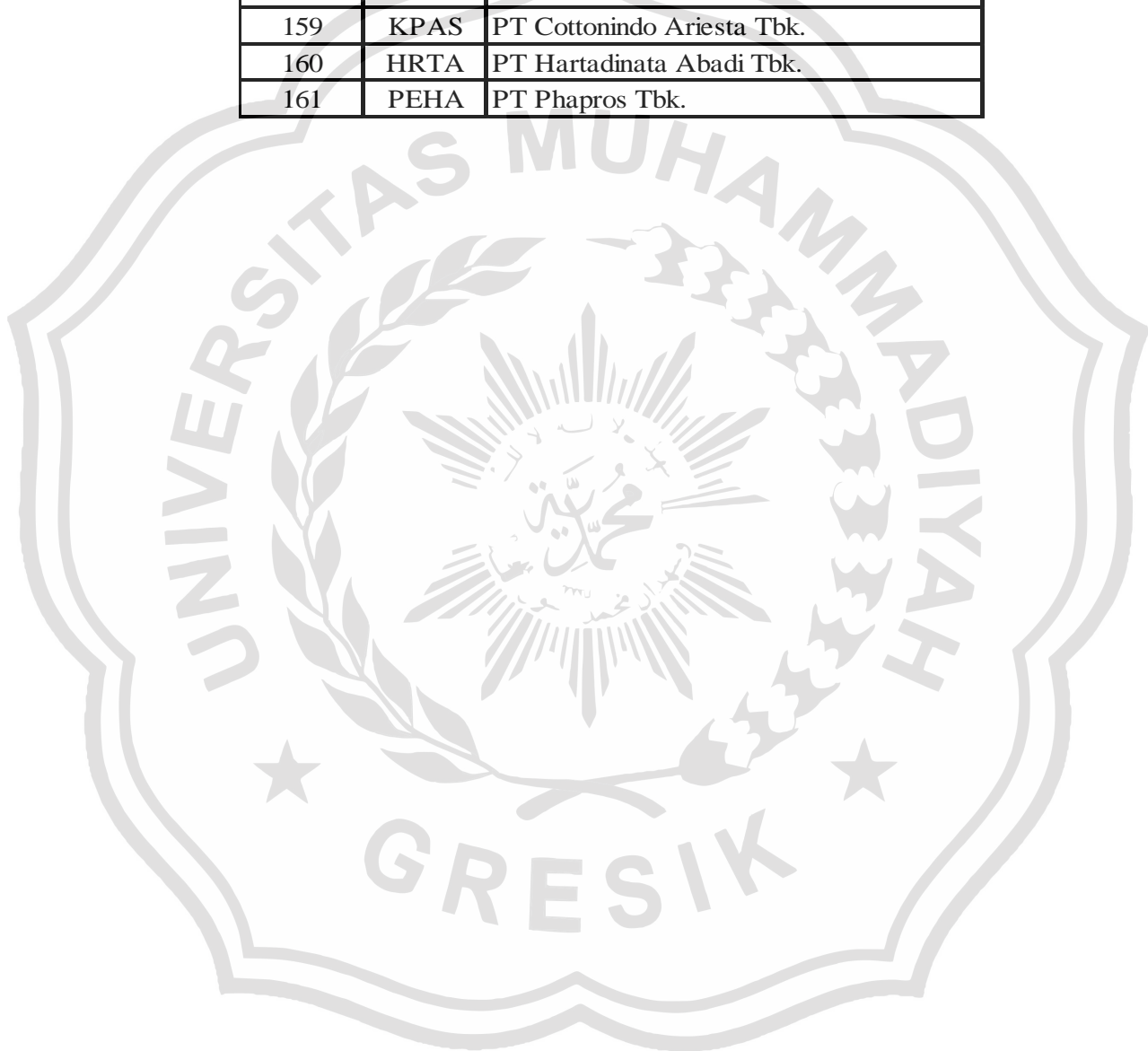
NO	Kode	Nama Perusahaan
1	INTP	Indocement Tunggul Prakarsa
2	SMBR	Semen Baturaja Tbk.
3	SMCB	Solusi bangun Indonesia Tbk.
4	WSBP	Waskita Beton Precast Tbk.
5	SMGR	Semen Indonesia Tbk.
6	WTON	Wijaya Karya Beton Tbk.
7	AMFG	Asahimas Flat Glass Tbk.
8	ARNA	Arwana Citramulia Tbk.
9	IKAI	Intekeramik Alamasri Industri Tbk.
10	KIAS	Keramika Indonesia Assosiasi
11	MLIA	Mulia Industrindo Tbk.
12	TOTO	Surya Toto Indonesia Tbk.
13	ALKA	Alakasa Industrindo Tbk.
14	ALMI	Alumindo Light Metal industry Tbk.
15	BAJA	Saranacental Bajatama Tbk.
16	BTON	Betonjaya Manunggal Tbk.
17	CTBN	Citra Tubindo Tbk.
18	GDST	Gunawan Dianjaya Steel Tbk.
19	INAI	Indal Aluminium Industry Tbk.
20	ISSP	PT Steel Pipe Industry of Indonesia Tbk.
21	JKSW	Jakarta Kyoei Steel Works Tbk.
22	ETWA	Eterindo Wahanatama Tbk.
23	KRAS	Krakatau Steel (persero) Tbk.
24	LION	Lion Metal Works Tbk.
25	LMSH	Lionmes Prima Tbk.
26	NIKL	Pelat Timah Nusantara Tbk.
27	PICO	Pelangi Inda Canindo Tbk.
28	TBMS	Tembaga Mulia Semanan Tbk.
29	BRPT	Barito Pacific
30	BUDI	Budi Starch & Sweetener Tbk.
31	DPNS	Duta Pertiwi Nusantara Tbk.
32	EKAD	Ekadharma International Tbk.
33	INCI	Intanwijaya Internasional Tbk.

<b>NO</b>	<b>Kode</b>	<b>Nama Perusahaan</b>
34	SRSN	Indo Acidatama Tbk.
35	TPIA	PT Chandra Asri Petrochemical Tbk.
36	AKKU	PT Anugerah Kagum Karya Utama Tbk.
37	AKPI	Argha Karya Prima Industry Tbk.
38	APLI	Asiaplast Industries Tbk.
39	BRNA	Berlina Tbk.
40	FPNI	PT Lotte Chemical Titan Tbk.
41	IGAR	Champion Pacific Indonesia Tbk.
42	IMPC	Impack Pratama Industri Tbk.
43	IPOL	Indopoly Swakarsa Industry Tbk.
44	SIAP	Sekawan Intipratama Tbk.
45	SIMA	Siwani Makmur Tbk.
46	TALF	Tunas Alfin Tbk.
47	TRST	Trias Sentosa Tbk.
48	YPAS	Yanaprima Hastapersada Tbk.
49	CPIN	Charoen Pokpand Indonesia Tbk.
50	JPFA	Japfa Comfeed Indonesia Tbk.
51	MAIN	Malindo Feedmill Tbk.
52	SIPD	Sierad Produce Tbk.
53	SULI	PT SLJ Global Tbk.
54	TIRT	Tirta Mahakam Resources Tbk.
55	ALDO	Alkindo Naratama Tbk.
56	FASW	Fajar Surya Wisesa Tbk.
57	INKP	Indah Kiat Pukp & Paper Tbk.
58	INRU	Toba Pulp Lestari Tbk.
59	KBRI	Kertas Basuki Rachmat Indonesia Tbk.
60	KDSI	Kedawung Setia Industrial Tbk.
61	SPMA	Suparma Tbk.
62	TKIM	Pabrik Kertas Tjiwi Kimia Tbk.
63	KRAH	PT Grand Kartech Tbk.
64	ASII	Astra International Tbk.
65	AUTO	Astra Otropats Tbk.
66	BRAM	Indo Kordsa Tbk.
67	GDYR	Goodyear Indonesia Tbk.
68	GJTL	Gajah Tunggal Tbk.
69	IMAS	Indomobil Sukses Internasional Tbk.
70	INDS	Indospring Tbk.
71	LPIN	Multi Prima Sejahtera Tbk.
72	MASA	Multistrada Arah Sarana

<b>NO</b>	<b>Kode</b>	<b>Nama Perusahaan</b>
73	NIPS	Nipress Tbk.
74	PRAS	Prima Alloy Steel Universal Tbk.
75	SMSM	Selamat Sempurna Tbk.
76	ADMG	Polychem Indonesia Tbk.
77	ARGO	Argo Pantes Tbk.
78	CNTX	Centex Tbk.
79	ERTX	Eratex Djaja Tbk.
80	TFCO	Tifico Fiber Indonesia Tbk.
81	SRIL	PT Sri Rejeki Isman Tbk.
82	SSTM	Sunson Textile Manufacturer Tbk.
83	TRIS	Trsula International Tbk.
84	UNIT	Nusantara Inti Corpora Tbk.
85	BATA	Sepatu Bata Tbk.
86	BIMA	Primarindo Asia Infrastructure Tbk.
87	PTSN	Sat Nusapersada Tbk.
88	ADES	Akasha Wira International Tbk.
89	ESTI	Ever Shine Textile Industry Tbk.
90	HDTX	Panasia Indo Resources Tbk.
91	INDR	Indorama Synthetics Tbk.
92	MYTX	PT Asia Pacific Investama Tbk.
93	PBRX	Pan Brothers Tbk.
94	POLY	Asia Pasific Fibers Tbk.
95	RICY	Ricky Putra Globalindo Tbk.
96	STAR	Star Petrochem Tbk.
97	IKBI	Sumi Indo Kabel Tbk.
98	JECC	Jembo Cable Company Tbk.
99	KBLI	KMI Wire and Cable Tbk.
100	KBLM	Kabelindo Murni Tbk.
101	SCCO	Sucaco Tbk.
102	VOKS	Voksel Electric Tbk.
103	AISA	Tiga Pilar Sejahtera Food Tbk.
104	ALTO	Tri Banyan Tirta Tbk.
105	DLTA	Delta Djakarta Tbk.
106	ICBP	Indofood CBP Sukses Tbk.
107	INDF	Indofood Sukses makmur Tbk.
108	MLBI	Multi Bintang Tbk.
109	MYOR	Mayora Indah Tbk.
110	PSDN	Prasidha Aneka Niaga Tbk.
111	ROTI	Nippon Indosari Corpindo Tbk.
112	SKBM	Sekar Bumi Tbk.

<b>NO</b>	<b>Kode</b>	<b>Nama Perusahaan</b>
113	SKLT	Sekar Laut Tbk.
114	STTP	Siantar Top Tbk.
115	ULTJ	Ultrajaya MI & Trading Company Tbk.
116	GGRM	Gudang Garam Tbk.
117	HMSP	HM Sampoerna Tbk.
118	RMBA	Bentoel Internasional Investama Tbk.
119	WIIM	Wismilak Inti Makmur Tbk.
120	DVLA	Darya Varia Laboratoria
121	INAF	Indofarma Tbk.
122	KAEF	Kimia Farma Tbk.
123	KLBF	Kalbe Farma Tbk.
124	MERK	Merck Tbk.
125	PYFA	Pyridam Farma Tbk.
126	SCPI	Merck Sharp Dohme Pharma Tbk.
127	SIDO	Industri Jamu dan farmasi SM Tbk.
128	TSPC	Tempo Scan Pacific Tbk.
129	MBTO	Martina Berto Tbk.
130	MRAT	Mustika Ratu Tbk.
131	TCID	Mandom Indonesia Tbk.
132	UNVR	Unilever Indonesia Tbk.
133	CINT	Chitose International Tbk.
134	CEKA	Wilmar Cahaya Indonesia Tbk.
135	KICI	Kedung Indah Can Tbk.
136	LMPI	Langgeng Makmur Industri Tbk.
137	WOOD	Integra Indocabinet Tbk.
138	AMIN	PT Ateliers Mecaniques D Indonesia Tbk.
139	KINO	Kino Indonesia Tbk.
140	BOLT	Garuda Metalindo Tbk.
141	CLEO	Sariguna Primatirta Tbk.
142	HOKI	Buyung Poetra Sembada Tbk.
143	AGII	Aneka Gas Industri Tbk.
144	MARK	Mark Dynamics Indonesia Tbk.
145	MDKI	Emdeki Utama Tbk.
146	CAKK	PT Cahayaputra Asa Keramik Tbk.
147	MOLI	PT Madusari Murni Indah Tbk.
148	TDPM	PT Tridomain Performance Materials Tbk.
149	SWAT	PT Sriwahana Adityakarta Tbk.
150	KMTR	PT Kirana Megatara Tbk.

<b>NO</b>	<b>Kode</b>	<b>Nama Perusahaan</b>
151	GMFI	PT Garuda MF Aero Asia Tbk.
152	KPAL	PT Steadfast Marine Tbk.
153	ZONE	PT Mega Perintis Tbk.
154	JSKY	PT Sky Energy Indonesia Tbk.
155	CAMP	PT Campina Ice Cream Industry Tbk.
156	GOOD	PT Garudafood Putra Putri Jaya Tbk.
157	PANI	PT Pratama Abadi Nusa Industri Tbk.
158	PCAR	PT Prima Cakrawala Tbk.
159	KPAS	PT Cottonindo Ariesta Tbk.
160	HRTA	PT Hartadinata Abadi Tbk.
161	PEHA	PT Phapros Tbk.



## Lampiran 2

### Penentuan Sampel Penelitian

NO	Kode	Nama Perusahaan	K 1	K 2	K 3	K4	Sampel
1	INTP	Indocement Tunggal Prakarsa	X	X	X	X	X
2	SMBR	Semen Baturaja Tbk.	X	X	X	X	X
3	SMCB	Solusi bangun Indonesia Tbk.	X	X	X	-	-
4	WSBP	Waskita Beton Precast Tbk.	X	X	X	X	X
5	SMGR	Semen Indonesia Tbk.	X	X	X	X	X
6	WTON	Wijaya Karya Beton Tbk.	X	X	X	X	X
7	AMFG	Asahimas Flat Glass Tbk.	X	X	X	X	X
8	ARNA	Arwana Citramulia Tbk.	X	X	X	X	X
9	IKAI	Intekeramik AI Tbk.	X	X	X	-	-
10	KIAS	Keramika IATbk.	X	X	X	-	-
11	MLIA	Mulia Industrindo Tbk.	X	X	X	-	-
12	TOTO	Surya Toto Indonesia Tbk.	X	X	X	X	X
13	ALKA	Alakasa Industrindo Tbk.	X	X	-	X	-
14	ALMI	Alumindo Light MI Tbk.	X	X	X	-	-
15	BAJA	Saranacentral Bajatama Tbk.	X	X	X	-	-
16	BTON	Betonjaya Manunggal Tbk.	X	X	X	-	-
17	CTBN	Citra Tubindo Tbk.	X	X	-	-	-
18	GDST	Gunawan Dianjaya Steel Tbk.	X	X	X	-	-
19	INAI	Indal Aluminium Industry Tbk.	X	X	X	X	X
20	ISSP	PT Steel PI of Indonesia Tbk.	X	X	-	X	-
21	JKSW	Jakarta Kyoei Steel Works Tbk.	X	X	-	-	-
22	ETWA	Eterindo Wahanatama Tbk.	X	X	X	-	-
23	KRAS	Krakatau Steel (persero) Tbk.	X	X	X	-	-
24	LION	Lion Metal Works Tbk.	X	X	X	X	X
25	LMSH	Lionmes Prima Tbk.	X	X	X	X	X
26	NIKL	Pelat Timah Nusantara Tbk.	X	X	-	X	-
27	PICO	Pelangi Inda Canindo Tbk.	X	X	X	X	X
28	TBMS	Tembaga Mulia Semanan Tbk.	X	X	-	X	-
29	BRPT	Barito Pacific	X	X	-	X	-
30	BUDI	Budi Starch & Sweetener Tbk.	X	X	X	X	X
31	DPNS	Duta Pertiwi Nusantara Tbk.	X	-	X	X	-
32	EKAD	Ekadharna International Tbk.	X	X	X	X	X
33	INCI	Intanwijaya Internasional Tbk.	X	X	X	X	X
34	SRSN	Indo Acidatama Tbk.	X	X	X	-	-
35	TPIA	PT Chandra AP Tbk.	X	X	-	X	-

NO	Kode	Nama Perusahaan	K 1	K 2	K 3	K 4	Sampel
36	AKKU	PT Anugerah Kagum KU Tbk.	X	X	X	-	-
37	AKPI	Argha Karya PI Tbk.	X	X	X	X	X
38	APLI	Asiaplast Industries Tbk.	X	X	X	-	-
39	BRNA	Berlina Tbk.	X	-	X	-	-
40	FPNI	PT Lotte Chemical Titan Tbk.	X	X	-	-	-
41	IGAR	Champion PI Tbk.	X	X	X	X	X
42	IMPC	Impack Pratama Industri Tbk.	X	X	X	X	X
43	IPOL	Indopoly SI Tbk.	X	X	-	X	-
44	SIAP	Sekawan Intipratama Tbk.	X	-	X	X	-
45	SIMA	Siwani Makmur Tbk.	X	X	X	-	-
46	TALF	Tunas Alfin Tbk.	X	X	X	X	X
47	TRST	Trias Sentosa Tbk.	X	X	X	X	X
48	YPAS	Yanaprima Hastapersada Tbk.	X	X	X	-	-
49	CPIN	Charoen PI Tbk.	X	X	X	X	X
50	JPFA	Japfa Comfeed Indonesia Tbk.	X	X	X	X	X
51	MAIN	Malindo Feedmill Tbk.	X	X	X	-	-
52	SIPD	Sierad Produce Tbk.	X	X	X	-	-
53	SULI	PT SLJ Global Tbk.	X	X	-	X	-
54	TIRT	Tirta Mahakam Resources Tbk	X	X	X	-	-
55	ALDO	Alkindo Naratama Tbk.	X	X	-	X	-
56	FASW	Fajar Surya Wisesa Tbk.	X	X	X	X	X
57	INKP	Indah Kiat Pukp & Paper Tbk.	X	X	-	X	-
58	INRU	Toba Pulp Lestari Tbk.	X	X	-	-	-
59	KBRI	Kertas Basuki RI Tbk.	X	X	X	-	-
60	KDSI	Kedawung Setia Industrial Tbk	X	X	X	X	X
61	SPMA	Suparma Tbk.	X	X	X	X	X
62	TKIM	Pabrik Kertas Tjiwi Kimia Tbk.	X	X	-	X	-
63	KRAH	PT Grand Kartech Tbk.	X	X	X	-	-
64	ASII	Astra International Tbk.	X	X	X	X	X
65	AUTO	Astra Otropats Tbk.	X	X	X	X	X
66	BRAM	Indo Kordsa Tbk.	X	X	-	X	-
67	GDYR	Goodyear Indonesia Tbk.	X	X	-	-	-
68	GJTL	Gajah Tunggal Tbk.	X	-	X	-	-
69	IMAS	Indomobil SI Tbk.	X	X	X	-	-
70	INDS	Indospring Tbk.	X	X	X	X	X
71	LPIN	Multi Prima Sejahtera Tbk.	X	X	X	-	-
72	MASA	Multistrada Arah Sarana	X	X	-	-	-
73	NIPS	Nipress Tbk.	X	-	X	X	-
74	PRAS	Prima Alloy SUTbk.	X	X	X	-	-
75	SMSM	Selamat Sempurna Tbk.	X	X	X	X	X

NO	Kode	Nama Perusahaan	K 1	K 2	K 3	K 4	Sampel
76	ADMG	Polychem Indonesia Tbk.	X	X	-	-	-
77	ARGO	Argo Pantes Tbk.	X	X	-	-	-
78	CNTX	Centex Tbk.	X	X	-	-	-
79	ERTX	Eratex Djaja Tbk.	X	X	-	-	-
80	TFCO	Tifico Fiber Indonesia Tbk.	X	X	-	-	-
81	SRIL	PT Sri Rejeki Isman Tbk.	X	X	-	X	-
82	SSTM	Sunson TM Tbk.	X	X	X	-	-
83	TRIS	Trsula International Tbk.	X	X	X	X	X
84	UNIT	Nusantara Inti Corpora Tbk.	X	X	X	X	X
85	BATA	Sepatu Bata Tbk.	X	X	X	X	X
86	BIMA	Primarindo AI Tbk.	X	X	X	X	X
87	PTSN	Sat Nusapersada Tbk.	X	X	-	X	-
88	ADES	Akasha WI Tbk.	X	X	X	X	X
89	ESTI	Ever Shine TI Tbk.	X	X	-	-	-
90	HDTX	Panasia Indo Resources Tbk.	X	X	X	-	-
91	INDR	Indorama Synthetics Tbk.	X	X	-	X	-
92	MYTX	PT Asia PI Tbk.	X	X	X	-	-
93	PBRX	Pan Brothers Tbk.	X	X	-	X	-
94	POLY	Asia Pasific Fibers Tbk.	X	X	-	-	-
95	RICY	Ricky Putra Globalindo Tbk.	X	X	X	X	X
96	STAR	Star Petrochem Tbk.	X	X	X	X	X
97	IKBI	Sumi Indo Kabel Tbk.	X	X	-	-	-
98	JECC	Jembo Cable Company Tbk.	X	X	X	X	X
99	KBLI	KMI Wire and Cable Tbk.	X	X	X	X	X
100	KBLM	Kabelindo Murni Tbk.	X	X	X	X	X
101	SCCO	Sucaco Tbk.	X	X	X	X	X
102	VOKS	Voksel Electric Tbk.	X	X	X	X	X
103	AISA	Tiga Pilar SF Tbk.	X	-	X	-	-
104	ALTO	Tri Banyan Tirta Tbk.	X	X	-	-	-
105	DLTA	Delta Djakarta Tbk.	X	X	-	X	-
106	ICBP	Indofood CBP Sukses Tbk.	X	X	X	X	X
107	INDF	Indofood Sukses makmur Tbk.	X	X	X	X	X
108	MLBI	Multi Bintang Tbk.	X	X	X	X	X
109	MYOR	Mayora Indah Tbk.	X	-	X	X	-
110	PSDN	Prasidha Aneka Niaga Tbk.	X	X	X	-	-
111	ROTI	Nippon IC Tbk.	X	X	X	X	X
112	SKBM	Sekar Bumi Tbk.	X	X	X	X	X
113	SKLT	Sekar Laut Tbk.	X	X	-	X	-
114	STTP	Siantar Top Tbk.	X	X	X	X	X
115	ULTJ	Ultrajaya MI&TC Tbk.	X	X	X	X	X
116	GGRM	Gudang Garam Tbk.	X	X	X	X	X
117	HMSP	HM Sampoerna Tbk.	X	X	X	X	X



NO	Kode	Nama Perusahaan	Kriteria 1	Kriteria 2	Kriteria 3	Kriteria 4	Sampel
118	RMBA	Bentoel II Tbk.	X	X	X	-	-
119	WIIM	Wismilak IM Tbk.	X	X	X	X	X
120	DVLA	Darya VL Tbk.	X	X	X	X	X
121	INAF	Indofarma Tbk.	X	X	X	-	-
122	KAEF	Kimia Farma Tbk.	X	X	X	X	X
123	KLBF	Kalbe Farma Tbk.	X	X	X	X	X
124	MERK	Merck Tbk.	X	X	-	X	-
125	PYFA	Pyridam Farma Tbk.	X	X	X	X	X
126	SCPI	Merck Sharp DP Tbk.	X	-	X	X	-
127	SIDO	IJ & FSM Tbk.	X	X	X	X	X
128	TSPC	Tempo Scan Pacific Tbk.	X	X	X	-	-
129	MBTO	Martina Berto Tbk.	X	X	X	-	-
130	MRAT	Mustika Ratu Tbk.	X	X	X	-	-
131	TCID	Mandom Indonesia Tbk.	X	X	X	X	X
132	UNVR	Unilever Indonesia Tbk.	X	X	X	X	X
133	CINT	Chitose International Tbk.	X	X	X	X	X
134	CEKA	Wilmar CI Tbk.	X	X	X	X	X
135	KICI	Kedung Indah Can Tbk.	X	X	X	-	-
136	LMPI	Langgeng MI Tbk.	X	X	X	-	-
137	WOOD	Integra Indocabinet Tbk.	X	X	X	X	X
138	AMIN	PT Ateliers MDI Tbk.	X	X	X	X	X
139	KINO	Kino Indonesia Tbk.	X	X	X	X	X
140	BOLT	Garuda Metalindo Tbk.	X	X	X	X	X
141	CLEO	Sariguna Primatirta Tbk.	X	X	X	X	X
142	HOKI	Buyung PS Tbk.	X	X	X	X	X
143	AGII	Aneka Gas Industri Tbk.	X	X	X	X	X
144	MARK	Mark DI Tbk.	X	X	X	X	X
145	MDKI	Emdeki Utama Tbk.	X	X	X	X	X
146	CAKK	PT Cahayaputra AK Tbk.	X	X	X	X	X
147	MOLI	PT Madusari MI Tbk.	X	X	X	X	X
148	TDPM	PT Tridomain PM Tbk.	X	X	-	X	-
149	SWAT	PT Sriwahana A Tbk.	X	X	X	X	X
150	KMTR	PT Kirana Megatara Tbk.	X	X	X	-	-
151	GMFI	PT Garuda MFAA Tbk.	X	X	-	X	-
152	KPAL	PT Steadfast Marine Tbk.	X	X	X	-	-
153	ZONE	PT Mega Perintis Tbk.	X	-	X	-	-
154	JSKY	PT Sky Energy I Tbk.	X	X	-	X	-
155	CAMP	PT Campina Ice CI Tbk.	X	X	-	X	-
156	GOOD	PT Garudafood PPJ Tbk.	X	-	X	-	-
157	PANI	PT Pratama Abadi NI Tbk.	X	X	X	X	X
158	PCAR	PT Prima Cakrawala Tbk.	X	X	X	-	-
159	KPAS	PT Cottonindo A Tbk.	X	-	X	X	-
160	HRTA	PT Hartadinata Abadi Tbk.	X	X	X	X	X
161	PEHA	PT Phapros Tbk.	X	X	-	X	-
TOTAL			161	11	39	37	74

**Keterangan :**

1. Perusahaan manufaktur yang terdaftar di BEI periode tahun 2018.

2. Perusahaan manufaktur yang mempublish laporan keuangan selama periode penelitian.
3. Perusahaan manufaktur yang laporan keuangannya disajikan secara lengkap dan disajikan dalam mata uang rupiah (Rp).
4. Perusahaan manufaktur yang dinyatakan tidak mengalami kerugian.



### Lampiran 3

#### Sampel Penelitian

NO	Kode Emiten	Nama Perusahaan	NO	Kode Emiten	Nama Perusahaan
1	ADES	Aksha WI Tbk.	38	KDSI	Kedawang SI Tbk.
2	AGII	Aneka Gas Industri Tbk.	39	KINO	Kino Indonesia Tbk.
3	AKPI	Argha Karya PI Tbk.	40	KLBF	Kalbe Farma Tbk.
4	AMFG	Asahimas Flat Glass Tbk.	41	LION	Lion Metal Works Tbk.
5	AMIN	Ateliers MD Tbk	42	LMSH	Lionmes Prima Tbk.
6	ARNA	Arwana Citramulia Tbk.	43	MARK	Mark DI Tbk.
7	ASII	Astra International Tbk.	44	MDKI	Emdeki Utama Tbk.
8	AUTO	Astra Otropats Tbk.	45	MLBI	Multi Bintang Tbk.
9	BATA	Sepatu Bata Tbk.	46	MOLI	Madusari Murni Indah Tbk.
10	BIMA	Primarindo AI Tbk.	47	PANI	Pratama Abadi NI Tbk.
11	BUDI	Budi S & S Tbk.	48	PICO	Pelangi Inda Canindo Tbk.
12	BOLT	Garuda Metalindo Tbk.	49	PYFA	Pyridam Farma Tbk.
13	CAKK	Cahaya Asa Keramik Tbk.	50	RICY	Ricky Putra Globalindo Tbk.
14	CEKA	Wilmar CI Tbk.	51	ROTI	Nippon IC Tbk.
15	CINT	Chitose International Tbk.	52	SCCO	Sucaco Tbk.
16	CLEO	Sariguna Primatirta Tbk	53	SIDO	Industri Jamu dan FSM Tbk.
17	CPIN	Charoen PI Tbk.	54	SKBM	Sekar Bumi Tbk.
18	DVLA	Darya Varia Laboratoria	55	SMBR	Semen Baturaja Tbk.
19	EKAD	Ekadharma International Tbk.	56	SMGR	Semen Indonesia Tbk.
20	FASW	Fajar Surya Wisesa Tbk.	57	SMSM	Selamat Sempurna Tbk.
21	GGRM	Gudang Garam Tbk.	58	SPMA	Suparma Tbk.
22	HMSP	HM Sampoerna Tbk.	59	STAR	Star Petrochem Tbk.
23	HOKI	Buyung Poetra Sembada Tbk.	60	STTP	Siantar Top Tbk.
24	HRTA	Hartadinata Abadi Tbk.	61	SWAT	Surya Wira AT Tbk.
25	ICBP	Indofood CBP Sukses Tbk.	62	TALF	Tunas Alfin Tbk.
26	IGAR	Champion PI Tbk.	63	TCID	Mandom Indonesia Tbk.
27	IMPC	Impack Pratama Industri Tbk.	64	TOTO	Surya Toto Indonesia Tbk.
28	INAI	Indal AI Tbk.	65	TRIS	Trsula International Tbk.
29	INCI	Intanwijaya I Tbk.	66	TRST	Trias Sentosa Tbk.
30	INDF	Indofood SM Tbk.	67	ULTJ	Ultrajaya MI & TC Tbk.
31	INDS	Indospring Tbk.	68	UNIT	Nusantara Inti Corpora Tbk.
32	INTP	Indocement TP Tbk.	69	UNVR	Unilever Indonesia Tbk.
33	JECC	Jembo Cable Company Tbk.	70	VOKS	Voksel Electric Tbk.
34	JPFA	Japfa Comfeed Indonesia Tbk.	71	WIIM	Wismilak Inti Makmur Tbk.
35	KAEF	Kimia Farma Tbk.	72	WOOD	Integra Indocabinet Tbk.
36	KBLI	KMI Wire and Cable Tbk.	73	WSBP	Waskita Beton Precast Tbk.
37	KBLM	Kabelindo Murni Tbk.	74	WTON	Wijaya Karya Beton Tbk.

Tabel Perhitungan Struktur Modal (DER)

NO	TAHUN	KODE PERUSAHAAN	TOTAL UTANG	TOTAL MODAL SENDIRI	HASIL
1	2018	ADES	Rp 399,361,000,000	Rp 481,914,000,000	0.82869765
2	2018	AGII	Rp 3,499,963,000,000	Rp 3,147,792,000,000	1.11187874
3	2018	AKPI	Rp 1,836,576,739,000	Rp 1,233,833,753,000	1.48851232
4	2018	AMFG	Rp 4,835,966,000,000	Rp 3,596,666,000,000	1.34456911
5	2018	AMIN	Rp 178,767,779,764	Rp 360,906,218,575	0.49533028
6	2018	ARNA	Rp 556,309,556,626	Rp 1,096,596,429,104	0.50730564
7	2018	ASII	Rp 170,348,000,000,000	Rp 174,363,000,000,000	0.97697333
8	2018	AUTO	Rp 4,626,013,000,000	Rp 11,263,635,000,000	0.41070338
9	2018	BATA	Rp 240,048,866,000	Rp 636,807,359,000	0.3769568
10	2018	BIMA	Rp 179,038,284,760	Rp 80,847,643,921	2.21451456
11	2018	BUDI	Rp 2,166,496,000,000	Rp 1,226,484,000,000	1.76642826
12	2018	BOLT	Rp 574,341,524,938	Rp 738,035,474,182	0.77820314
13	2018	CAKK	Rp 108,008,567,538	Rp 220,882,602,378	0.4889863
14	2018	CEKA	Rp 192,308,466,864	Rp 976,647,575,842	0.19690672
15	2018	CINT	Rp 102,703,457,308	Rp 388,678,577,828	0.2642375
16	2018	CLEO	Rp 198,455,391,702	Rp 635,478,469,892	0.31229286
17	2018	CPIN	Rp 8,253,944,000,000	Rp 19,391,174,000,000	0.42565468
18	2018	DVLA	Rp 482,559,876,000	Rp 1,200,261,863,000	0.4020455
19	2018	EKAD	Rp 128,684,953,153	Rp 724,582,501,247	0.17759876
20	2018	FASW	Rp 6,676,781,411,219	Rp 4,288,337,297,565	1.55696275
21	2018	GGRM	Rp 23,963,934,000,000	Rp 45,133,285,000,000	0.53095922
22	2018	HMSP	Rp 11,244,167,000,000	Rp 35,358,253,000,000	0.31800686
23	2018	HOKI	Rp 195,678,977,792	Rp 563,167,578,239	0.34746137
24	2018	HRTA	Rp 444,308,333,455	Rp 1,092,723,219,024	0.40660647
25	2018	ICBP	Rp 11,660,003,000,000	Rp 22,707,150,000,000	0.51349478
26	2018	IGAR	Rp 87,283,567,361	Rp 482,914,243,337	0.18074341
27	2018	IMPC	Rp 997,975,486,781	Rp 1,372,223,331,022	0.727269
28	2018	INAI	Rp 1,096,799,666,849	Rp 303,883,931,247	3.60927168
29	2018	INCI	Rp 71,410,278,158	Rp 319,952,419,798	0.2231903
30	2018	INDF	Rp 46,620,996,000,000	Rp 49,916,800,000,000	0.93397405
31	2018	INDS	Rp 288,105,732,114	Rp 2,194,231,835,853	0.13130141
32	2018	INTP	Rp 4,566,973,000,000	Rp 23,221,589,000,000	0.19666927
33	2018	JECC	Rp 1,472,379,829,000	Rp 609,241,164,000	2.41674384
34	2018	JPFA	Rp 12,823,219,000,000	Rp 10,214,809,000,000	1.25535573
35	2018	KAEF	Rp 6,103,967,587,830	Rp 3,356,459,729,851	1.81857316
36	2018	KBLI	Rp 1,213,840,888,147	Rp 2,030,980,758,929	0.59766243
37	2018	KBLM	Rp 476,887,194,322	Rp 821,471,284,053	0.58052814
38	2018	KDSI	Rp 836,245,435,111	Rp 555,171,029,401	1.50628435
39	2018	KINO	Rp 1,405,264,079,012	Rp 2,186,900,126,396	0.64258265
40	2018	KLBF	Rp 2,851,611,349,015	Rp 15,294,594,796,354	0.18644569
41	2018	LION	Rp 221,022,066,026	Rp 475,170,562,075	0.46514259
42	2018	LMSH	Rp 27,335,071,863	Rp 132,692,208,290	0.20600359
43	2018	MARK	Rp 80,342,456,509	Rp 237,737,869,956	0.33794556
44	2018	MDKI	Rp 82,613,000,000	Rp 831,452,000,000	0.09935991
45	2018	MLBI	Rp 1,721,965,000,000	Rp 1,167,536,000,000	1.47487101

47	2018	PANI	Rp 109,729,032,999	Rp 39,864,128,547	2.752575737
48	2018	PICO	Rp 553,371,264,957	Rp 299,561,177,628	1.847272966
49	2018	PYFA	Rp 68,129,603,054	Rp 118,927,560,800	0.572866395
50	2018	RICY	Rp 1,094,692,568,786	Rp 444,909,486,064	2.460483768
51	2018	ROTI	Rp 1,476,909,260,772	Rp 2,916,901,120,111	0.506328189
52	2018	SCCO	Rp 1,254,447,340,790	Rp 2,910,749,138,067	0.430970613
53	2018	SIDO	Rp 435,014,000,000	Rp 2,902,614,000,000	0.149869738
54	2018	SKBM	Rp 730,789,419,438	Rp 1,771,365,972,009	0.412556993
55	2018	SMBR	Rp 2,064,408,447,000	Rp 3,473,671,056,000	0.594301652
56	2018	SMGR	Rp 18,419,594,705,000	Rp 32,736,295,522,000	0.562665824
57	2018	SMSM	Rp 650,926,000,000	Rp 2,150,277,000,000	0.302717278
58	2018	SPMA	Rp 1,013,266,115,558	Rp 1,254,609,679,208	0.807634544
59	2018	STAR	Rp 124,601,429,706	Rp 491,354,577,004	0.253587604
60	2018	STTP	Rp 984,801,863,078	Rp 1,646,387,946,952	0.598159058
61	2018	SWAT	Rp 199,162,184,558	Rp 351,410,608,627	0.566750632
62	2018	TALF	Rp 176,218,785,183	Rp 808,378,986,806	0.217990309
63	2018	TCID	Rp 472,680,346,662	Rp 1,972,463,165,139	0.239639632
64	2018	TOTO	Rp 967,642,637,307	Rp 1,929,477,152,737	0.501505103
65	2018	TRIS	Rp 276,789,437,347	Rp 356,224,843,978	0.777007674
66	2018	TRST	Rp 2,047,516,971,004	Rp 2,237,384,616,122	0.915138576
67	2018	ULTJ	Rp 780,915,000,000	Rp 4,774,956,000,000	0.163543915
68	2018	UNIT	Rp 173,753,567,080	Rp 245,948,082,067	0.706464412
69	2018	UNVR	Rp 11,944,837,000,000	Rp 7,578,133,000,000	1.576224249
70	2018	VOKS	Rp 1,562,752,955,234	Rp 922,629,622,776	1.693803143
71	2018	WIIM	Rp 250,337,111,893	Rp 1,005,236,802,665	0.249032975
72	2018	WOOD	Rp 2,138,457,892,658	Rp 2,450,039,514,752	0.872825879
73	2018	WSBP	Rp 7,340,075,399,350	Rp 7,882,313,190,464	0.931208292
74	2018	WTON	Rp 5,744,966,289,467	Rp 3,136,812,010,205	1.831466556

Lampiran 5

Tabel Debt Equity Ratio (DER)

NO	KODE	2018	NO	KODE	2018
1	ADES	0.83	38	KDSI	1.51
2	AGII	1.11	39	KINO	0.64
3	AKPI	1.49	40	KLBF	0.19
4	AMFG	1.34	41	LION	0.47
5	AMIN	0.50	42	LMSH	0.21
6	ARNA	0.51	43	MARK	0.34
7	ASII	0.98	44	MDKI	0.10
8	AUTO	0.41	45	MLBI	1.47
9	BATA	0.38	46	MOLI	0.61
10	BIMA	2.21	47	PANI	2.75
11	BUDI	1.77	48	PICO	1.85
12	BOLT	0.78	49	PYFA	0.57
13	CAKK	0.49	50	RICY	2.46
14	CEKA	0.20	51	ROTI	0.51
15	CINT	0.26	52	SCOO	0.43
16	CLEO	0.31	53	SIDO	0.15
17	CPIN	0.43	54	SKBM	0.41
18	DVLA	0.40	55	SMBR	0.59
19	EKAD	0.18	56	SMGR	0.56
20	FASW	1.56	57	SMSM	0.30
21	GGRM	0.53	58	SPMA	0.81
22	HMSP	0.32	59	STAR	0.25
23	HOKI	0.35	60	STTP	0.60
24	HRTA	0.41	61	SWAT	0.57
25	ICBP	0.51	62	TALF	0.22
26	IGAR	0.18	63	TCID	0.24
27	IMPC	0.73	64	TOTO	0.50
28	INAI	3.61	65	TRIS	0.78
29	INCI	0.22	66	TRST	0.92
30	INDF	0.93	67	ULTJ	0.16
31	INDS	0.13	68	UNIT	0.71
32	INTP	0.20	69	UNVR	1.58
33	JECC	2.42	70	VOKS	1.69
34	JPFA	1.26	71	WIIM	0.25
35	KAEF	1.82	72	WOOD	0.87
36	KBLI	0.60	73	WSBP	0.93
37	KBLM	0.58	74	WTON	1.83

Lampiran 6

Tabel Perhitungan *Tax Planning* (ETR)

NO	TAHUN	KODE PERUSAHAAN	BEBAN PAJAK PENGHASILAN	LABA SEBELUM PAJAK	HASIL
1	2018	ADES	Rp 17,102,000,000	Rp 70,060,000,000	0.244105053
2	2018	AGII	Rp 33,265,000,000	Rp 147,639,000,000	0.225313095
3	2018	AKPI	Rp 27,460,619,000	Rp 91,686,890,000	0.299504313
4	2018	AMFG	Rp 4,588,000,000	Rp 11,184,000,000	0.410228898
5	2018	AMIN	Rp 12,201,358,340	Rp 51,284,231,355	0.237916373
6	2018	ARNA	Rp 53,522,141,574	Rp 211,729,940,176	0.252784946
7	2018	ASII	Rp 7,623,000,000,000	Rp 34,995,000,000,000	0.217831119
8	2018	AUTO	Rp 180,762,000,000	Rp 861,563,000,000	0.20980706
9	2018	BATA	Rp 24,933,238,000	Rp 92,878,105,000	0.268451192
10	2018	BIMA	Rp 1,514,405,750	Rp 3,179,255,211	0.476339787
11	2018	BUDI	Rp 21,314,000,000	Rp 71,780,000,000	0.296935079
12	2018	BOLT	Rp 27,102,667,897	Rp 102,840,767,511	0.263540117
13	2018	CAKK	Rp 4,454,589,401	Rp 17,756,980,001	0.250864133
14	2018	CEKA	Rp 30,745,155,584	Rp 123,394,812,359	0.249160844
15	2018	CINT	Rp 8,535,926,795	Rp 22,090,078,956	0.386414499
16	2018	CLEO	Rp 18,095,077,841	Rp 81,356,830,315	0.22241621
17	2018	CPIN	Rp 1,355,866,000,000	Rp 5,907,351,000,000	0.229521828
18	2018	DVLA	Rp 72,191,936,000	Rp 272,843,904,000	0.264590614
19	2018	EKAD	Rp 27,410,228,138	Rp 101,455,415,901	0.270170182
20	2018	FASW	Rp 582,722,420,085	Rp 1,988,090,191,158	0.293106632
21	2018	GGRM	Rp 2,686,174,000,000	Rp 10,479,242,000,000	0.256332853
22	2018	HMSF	Rp 4,422,851,000,000	Rp 17,961,269,000,000	0.246243793
23	2018	HOKI	Rp 30,627,161,799	Rp 120,822,298,054	0.253489317
24	2018	HRTA	Rp 42,390,206,624	Rp 165,784,070,062	0.255695295
25	2018	ICBP	Rp 1,788,004,000,000	Rp 6,446,785,000,000	0.277348167
26	2018	IGAR	Rp 17,075,521,722	Rp 61,747,960,127	0.276535803
27	2018	IMPC	Rp 11,936,029,955	Rp 117,459,959,119	0.101617862
28	2018	INAI	Rp 24,293,955,742	Rp 64,757,097,094	0.375155108
29	2018	INCI	Rp 5,364,743,569	Rp 22,040,417,272	0.24340481
30	2018	INDF	Rp 2,485,115,000,000	Rp 7,446,966,000,000	0.333708385
31	2018	INDS	Rp 37,295,885,405	Rp 147,982,768,771	0.252028569
32	2018	INTP	Rp 254,291,000,000	Rp 1,400,228,000,000	0.181606853
33	2018	JECC	Rp 33,619,690,000	Rp 122,048,569,000	0.275461566
34	2018	JPFA	Rp 836,638,000,000	Rp 3,089,839,000,000	0.270770742
35	2018	KAEF	Rp 175,933,518,561	Rp 577,726,327,511	0.304527438
36	2018	KBLI	Rp 73,326,145,035	Rp 308,977,208,238	0.237318945
37	2018	KBLM	Rp 23,833,338,586	Rp 64,508,435,214	0.369460808
38	2018	KDSI	Rp 27,193,843,703	Rp 103,955,745,914	0.261590578
39	2018	KINO	Rp 50,269,328,831	Rp 200,385,373,873	0.250863263
40	2018	KLBF	Rp 809,137,704,264	Rp 3,306,399,669,021	0.244718662
41	2018	LION	Rp 9,228,951,178	Rp 23,908,625,171	0.38600928
42	2018	LMSH	Rp 2,137,833,275	Rp 5,024,560,665	0.425476657
43	2018	MARK	Rp 29,304,854,457	Rp 111,210,294,119	0.26350847
44	2018	MDKI	Rp 10,245,000,000	Rp 44,033,000,000	0.232666409
45	2018	MLBI	Rp 447,105,000,000	Rp 1,671,912,000,000	0.267421371

49	2018	PYFA	Rp 2,869,815,788	Rp 11,317,263,776	0.25357859
50	2018	RICY	Rp 11,361,489,897	Rp 29,841,866,355	0.380723168
51	2018	ROTI	Rp 59,764,888,552	Rp 186,936,324,915	0.319707198
52	2018	SCCO	Rp 89,029,251,172	Rp 343,024,583,828	0.259541897
53	2018	SIDO	Rp 203,988,000,000	Rp 867,837,000,000	0.235053357
54	2018	SKBM	Rp 4,932,821,175	Rp 20,887,453,647	0.236161921
55	2018	SMBR	Rp 69,281,988,000	Rp 145,356,709,000	0.476634264
56	2018	SMGR	Rp 1,019,255,087,000	Rp 4,104,959,323,000	0.248298462
57	2018	SMSM	Rp 194,731,000,000	Rp 828,281,000,000	0.23510258
58	2018	SPMA	Rp 27,440,595,513	Rp 109,673,317,782	0.250203022
59	2018	STAR	Rp 5,856,185,860	Rp 6,029,776,900	0.971211034
60	2018	STTP	Rp 69,605,764,156	Rp 324,694,650,175	0.214372994
61	2018	SWAT	Rp 1,808,371,356	Rp 4,267,207,110	0.423783357
62	2018	TALF	Rp 16,889,494,487	Rp 60,866,228,487	0.277485478
63	2018	TCID	Rp 61,576,511,908	Rp 234,625,954,664	0.26244544
64	2018	TOTO	Rp 105,305,767,799	Rp 451,998,563,901	0.232978103
65	2018	TRIS	Rp 4,640,547,008	Rp 24,305,621,702	0.190924843
66	2018	TRST	Rp 26,977,223,660	Rp 36,216,675,439	0.744884044
67	2018	ULTJ	Rp 247,411,000,000	Rp 949,018,000,000	0.260702115
68	2018	UNIT	Rp 247,549,814	Rp 754,073,588	0.328283364
69	2018	UNVR	Rp 3,076,319,000,000	Rp 12,185,764,000,000	0.252451877
70	2018	VOKS	Rp 36,521,210,266	Rp 141,989,954,853	0.257209817
71	2018	WIIM	Rp 19,587,786,800	Rp 70,730,637,719	0.276934967
72	2018	WOOD	Rp 82,602,301,461	Rp 324,612,407,710	0.2544644
73	2018	WSBP	Rp 252,075,523,442	Rp 1,355,548,311,604	0.185958347
74	2018	WTON	Rp 132,611,129,232	Rp 619,251,303,685	0.214147517



Lampiran 7

Tabel *Effective Tax Rate (ETR)*

NO	KODE	2018	NO	KODE	2018
1	ADES	0.24	38	KDSI	0.26
2	AGII	0.23	39	KINO	0.25
3	AKPI	0.30	40	KLBF	0.24
4	AMFG	0.41	41	LION	0.39
5	AMIN	0.24	42	LMSH	0.43
6	ARNA	0.25	43	MARK	0.26
7	ASII	0.22	44	MDKI	0.23
8	AUTO	0.21	45	MLBI	0.27
9	BATA	0.27	46	MOLI	0.27
10	BIMA	0.48	47	PANI	0.33
11	BUDI	0.30	48	PICO	0.12
12	BOLT	0.26	49	PYFA	0.25
13	CAKK	0.25	50	RICY	0.38
14	CEKA	0.25	51	ROTI	0.32
15	CINT	0.39	52	SCCO	0.26
16	CLEO	0.22	53	SIDO	0.24
17	CPIN	0.23	54	SKBM	0.24
18	DVLA	0.26	55	SMBR	0.48
19	EKAD	0.27	56	SMGR	0.25
20	FASW	0.29	57	SMSM	0.24
21	GGRM	0.26	58	SPMA	0.25
22	HMSP	0.25	59	STAR	0.97
23	HOKI	0.25	60	STTP	0.21
24	HRTA	0.26	61	SWAT	0.42
25	ICBP	0.28	62	TALF	0.28
26	IGAR	0.28	63	TCID	0.26
27	IMPC	0.10	64	TOTO	0.23
28	INAI	0.38	65	TRIS	0.19
29	INCI	0.24	66	TRST	0.74
30	INDF	0.33	67	ULTJ	0.26
31	INDS	0.25	68	UNIT	0.33
32	INTP	0.18	69	UNVR	0.25
33	JECC	0.28	70	VOKS	0.26
34	JPFA	0.27	71	WIIM	0.28
35	KAEF	0.30	72	WOOD	0.25
36	KBLI	0.24	73	WSBP	0.19
37	KBLM	0.37	74	WTON	0.21

## Tabel Perhitungan Nilai Perusahaan (PBV)

## Mencari BV

NO	TAHUN	KODE	JUMLAH EKUITAS	J. SAHAM BEREDAR	BV
1	2018	ADES	Rp 481,914,000,000	Rp 589,896,800	710.1479445
2	2018	AGII	Rp 3,147,792,000,000	Rp 3,066,660,000	1026.456144
3	2018	AKPI	Rp 1,233,833,753,000	Rp 612,000,000,000	2.016213426
4	2018	AMFG	Rp 360,906,218,575	Rp 1,080,000,000	334.1724246
5	2018	AMIN	Rp 3,596,666,000,000	Rp 434,000,000	8287.248848
6	2018	ARNA	Rp 1,096,596,429,104	Rp 7,341,430,976	149.3709377
7	2018	ASII	Rp 174,363,000,000,000	Rp 40,483,553,140	4307.008315
8	2018	AUTO	Rp 11,263,635,000,000	Rp 4,819,733,000	2336.98319
9	2018	BATA	Rp 636,807,359,000	Rp 1,300,000,000	489.8518146
10	2018	BIMA	Rp 80,847,643,921	Rp 436,175,716	185.3556742
11	2018	BUDI	Rp 1,226,484,000,000	Rp 4,498,997,362	272.6127404
12	2018	BOLT	Rp 220,882,602,378	Rp 1,203,300,000	183.5640342
13	2018	CAKK	Rp 738,035,474,182	Rp 2,343,750,000	314.8951357
14	2018	CEKA	Rp 976,647,575,842	Rp 505,000,000	1933.955596
15	2018	CINT	Rp 388,678,577,828	Rp 1,000,000,000	388.6785778
16	2018	CLEO	Rp 635,478,469,892	Rp 12,000,000,000	52.95653916
17	2018	CPIN	Rp 19,391,174,000,000	Rp 16,398,000,000	1182.53287
18	2018	DVLA	Rp 1,200,261,863,000	Rp 1,120,000,000	1071.662378
19	2018	EKAD	Rp 724,582,501,247	Rp 698,775,000	1036.932491
20	2018	FASW	Rp 4,288,337,297,565	Rp 2,477,888,787	1730.641553
21	2018	GGRM	Rp 45,133,285,000,000	Rp 1,924,088,000	23456.97546
22	2018	HMSP	Rp 35,358,253,000,000	Rp 116,318,076,900	303.9790026
23	2018	HOKI	Rp 1,092,723,219,024	Rp 4,605,262,400	237.2770809
24	2018	HRTA	Rp 563,167,578,239	Rp 2,374,834,620	237.1397037
25	2018	ICBP	Rp 22,707,150,000,000	Rp 11,661,908,000	1947.121346
26	2018	IGAR	Rp 482,914,243,337	Rp 972,204,500	496.7208477
27	2018	IMPC	Rp 1,372,223,331,022	Rp 4,833,500,000	283.8984858
28	2018	INAI	Rp 303,883,931,247	Rp 633,600,000	479.6147905
29	2018	INCI	Rp 319,952,419,798	Rp 196,121,137	1631.402024
30	2018	INDF	Rp 49,916,800,000,000	Rp 8,780,426,500	5685.008581
31	2018	INDS	Rp 2,194,231,835,853	Rp 656,249,710	3343.592846
32	2018	INTP	Rp 23,221,589,000,000	Rp 3,681,231,699	6308.103075
33	2018	JECC	Rp 609,241,164,000	Rp 151,200,000	4029.372778
34	2018	JPFA	Rp 10,214,809,000,000	Rp 2,911,590,000	3508.326722

NO	TAHUN	KODE	JUMLAH EKUITAS	J. SAHAM BEREDAR	BV
35	2018	KAEF	Rp 3,356,459,729,851	Rp 5,554,000,000	604.3319643
36	2018	KBLI	Rp 2,030,980,758,929	Rp 932,235,107	2178.614326
37	2018	KBLM	Rp 821,471,284,053	Rp 1,064,000,000	772.0594775
38	2018	KDSI	Rp 555,171,029,401	Rp 405,000,000	1370.792665
39	2018	KINO	Rp 2,186,900,126,396	Rp 1,428,571,500	1530.830012
40	2018	KLBF	Rp 15,294,594,796,354	Rp 46,875,122,110	326.283839
41	2018	LION	Rp 475,170,562,075	Rp 520,160,000	913.5084629
42	2018	LMSH	Rp 132,692,208,290	Rp 96,000,000	1382.210503
43	2018	MARK	Rp 237,737,869,956	Rp 760,000,062	312.8129613
44	2018	MDKI	Rp 831,452,000,000	Rp 2,530,150,002	328.6176706
45	2018	MLBI	Rp 1,167,536,000,000	Rp 2,107,000,000	554.122449
46	2018	MOLI	Rp 1,162,965,839,000	Rp 1,983,888,498	586.205243
47	2018	PANI	Rp 39,864,128,547	Rp 410,000,000	97.22958182
48	2018	PICO	Rp 299,561,177,628	Rp 568,375,000	527.0484761
49	2018	PYFA	Rp 118,927,560,800	Rp 535,080,000	222.2612708
50	2018	RICY	Rp 444,909,486,064	Rp 641,717,510	693.3104974
51	2018	ROTI	Rp 2,916,901,120,111	Rp 61,866,488,888	47.14832169
52	2018	SCCO	Rp 2,910,749,138,067	Rp 205,583,400	14158.48331
53	2018	SIDO	Rp 2,902,614,000,000	Rp 15,000,000,000	193.5076
54	2018	SKBM	Rp 1,771,365,972,009	Rp 1,726,003,217	1026.281964
55	2018	SMBR	Rp 3,473,671,056,000	Rp 9,932,534,336	349.7265591
56	2018	SMGR	Rp 32,736,295,522,000	Rp 5,931,519,999	5519.039897
57	2018	SMSM	Rp 2,150,277,000,000	Rp 5,758,675,440	373.3978451
58	2018	SPMA	Rp 1,254,609,679,208	Rp 2,114,570,958	593.3164241
59	2018	STAR	Rp 491,354,577,004	Rp 4,800,000,602	102.365524
60	2018	SWAT	Rp 351,410,608,627	Rp 3,019,200,000	116.391961
61	2018	STTP	Rp 1,646,387,946,952	Rp 1,310,000,000	1256.784692
62	2018	TALF	Rp 808,378,986,806	Rp 1,353,435,000	597.279505
63	2018	TCID	Rp 1,972,463,165,139	Rp 201,066,667	9809.995832
64	2018	TOTO	Rp 1,929,477,152,737	Rp 10,320,000,000	186.9648404
65	2018	TRIS	Rp 356,224,843,978	Rp 1,047,587,802	340.0429475
66	2018	TRST	Rp 2,237,384,616,122	Rp 2,808,000,000	796.7893932
67	2018	ULTJ	Rp 4,774,956,000,000	Rp 11,553,528,000	413.2898626
68	2018	UNIT	Rp 245,948,082,067	Rp 64,647,600	3804.442579
69	2018	UNVR	Rp 7,578,133,000,000	Rp 7,630,000,000	993.202228
70	2018	VOKS	Rp 922,629,622,776	Rp 4,155,602,595	222.0206581
71	2018	WIIM	Rp 1,005,236,802,665	Rp 2,099,873,760	478.7129692
72	2018	WOOD	Rp 2,450,039,514,752	Rp 6,306,250,000	388.5097347
73	2018	WSBP	Rp 7,882,313,190,464	Rp 26,361,157,534	299.0124079
74	2018	WTON	Rp 3,136,812,010,205	Rp 8,715,466,600	359.9132616

Lanjutan

MENCARI PBV

NO	TAHUN	KODE PERUSAHAAN	BV	HARGA SAHAM	HASIL
1	2018	ADES	710.1479445	920	0.77189994
2	2018	AGII	1026.456144	680	1.50949433
3	2018	AKPI	2.016213426	750	2.016213426
4	2018	AMIN	334.1724246	800	0.417715531
5	2018	AMFG	8287.248848	3690	2.245866896
6	2018	ARNA	149.3709377	420	0.35564509
7	2018	ASII	4307.008315	8225	0.523648427
8	2018	AUTO	2336.98319	1470	1.589784483
9	2018	BATA	489.8518146	600	0.816419691
10	2018	BIMA	185.3556742	56	3.309922754
11	2018	BUDI	272.6127404	96	2.839716046
12	2018	CAKK	183.5640342	168	1.092643061
13	2018	BOLT	314.8951357	970	0.32463416
14	2018	CEKA	1933.955596	1375	1.406513161
15	2018	CINT	388.6785778	284	1.368586542
16	2018	CLEO	52.95653916	284	0.186466687
17	2018	CPIN	1182.53287	7225	0.16367237
18	2018	DVLA	1071.662378	1940	0.552403287
19	2018	EKAD	1036.932491	855	1.212786539
20	2018	FASW	1730.641553	7775	0.222590553
21	2018	GGRM	23456.97546	83625	0.280501949
22	2018	HMSP	303.9790026	3710	0.081935041
23	2018	HRTA	237.2770809	700	0.338967258
24	2018	HOKI	237.1397037	730	0.324848909
25	2018	ICBP	1947.121346	10450	0.186327402
26	2018	IGAR	496.7208477	384	1.293543874
27	2018	IMPC	283.8984858	940	0.302019666
28	2018	INAI	479.6147905	410	1.169792172
29	2018	INCI	1631.402024	575	2.837220911
30	2018	INDF	5685.008581	7450	0.7630884
31	2018	INDS	3343.592846	2220	1.506122904
32	2018	INTP	6308.103075	18450	0.341902606
33	2018	JECC	4029.372778	6650	0.605920718
34	2018	JPFA	3508.326722	2150	1.631779871
35	2018	KAEF	604.3319643	2600	0.232435371
36	2018	KBLI	2178.614326	302	7.21395472
37	2018	KBLM	772.0594775	250	3.08823791
38	2018	KDSI	1370.792665	1000	1.370792665
39	2018	KINO	1530.830012	2800	0.546725004

40	2018	KLBF	326.283839	1520	0.21466042
41	2018	LION	913.5084629	680	1.343394798
42	2018	LMSH	1382.210503	580	2.383121557
43	2018	MARK	312.8129613	396	0.78993172
44	2018	MDKI	328.6176706	270	1.217102484
45	2018	MLBI	554.122449	16000	0.034632653
46	2018	MOLI	586.205243	580	1.010698695
47	2018	PANI	97.22958182	14750	0.006591836
48	2018	PICO	527.0484761	250	2.108193905
49	2018	PYFA	222.2612708	189	1.17598556
50	2018	RICY	693.3104974	164	4.227503033
51	2018	ROTI	47.14832169	1200	0.039290268
52	2018	SCCO	14158.48331	8700	1.627411875
53	2018	SIDO	193.5076	840	0.23036619
54	2018	SKBM	1026.281964	695	1.476664697
56	2018	SMBR	349.7265591	1750	0.199843748
57	2018	SMGR	5519.039897	11500	0.479916513
58	2018	SMSM	373.3978451	1400	0.266712747
59	2018	SPMA	593.3164241	248	2.392404936
60	2018	STAR	102.365524	86	1.190296791
61	2018	SWAT	116.391961	160	0.727449756
62	2018	STTP	1256.784692	3750	0.335142585
63	2018	TALF	597.279505	324	1.843455262
64	2018	TCID	9809.995832	17250	0.568695411
65	2018	TOTO	186.9648404	348	0.537255288
66	2018	TRIS	340.0429475	220	1.545649761
67	2018	TRST	796.7893932	400	1.991973483
68	2018	ULTJ	413.2898626	1350	0.306140639
68	2018	UNIT	3804.442579	258	14.74590147
69	2018	UNVR	993.202228	9075	0.109443772
70	2018	VOKS	222.0206581	300	0.74006886
71	2018	WIIM	478.7129692	141	3.395127441
72	2018	WOOD	388.5097347	615	0.631723146
73	2018	WSBP	299.0124079	376	0.795245766
74	2018	WTON	359.9132616	376	0.957216121

Lampiran 9

Tabel Price Book Value (PBV)

NO	KODE	2018	NO	KODE	2018
1	ADES	0.77	38	KDSI	1.37
2	AGII	1.51	39	KINO	0.55
3	AKPI	2.02	40	KLBF	0.21
4	AMFG	0.42	41	LION	1.34
5	AMIN	2.25	42	LMSH	2.38
6	ARNA	0.36	43	MARK	0.79
7	ASII	0.52	44	MDKI	1.22
8	AUTO	1.59	45	MLBI	0.03
9	BATA	0.82	46	MOLI	1.01
10	BIMA	3.31	47	PANI	0.01
11	BUDI	2.84	48	PICO	2.11
12	BOLT	1.09	49	PYFA	1.18
13	CAKK	0.32	50	RICY	4.23
14	CEKA	1.41	51	ROTI	0.04
15	CINT	1.37	52	SCOO	1.63
16	CLEO	0.19	53	SIDO	0.23
17	CPIN	0.16	54	SKBM	1.48
18	DVLA	0.55	55	SMBR	0.20
19	EKAD	1.21	56	SMGR	0.48
20	FASW	0.22	57	SMSM	0.27
21	GGRM	0.28	58	SPMA	2.39
22	HMSP	0.08	59	STAR	1.19
23	HOKI	0.34	60	STTP	0.73
24	HRTA	0.32	61	SWAT	0.34
25	ICBP	0.19	62	TALF	1.84
26	IGAR	1.29	63	TCID	0.57
27	IMPC	0.30	64	TOTO	0.54
28	INAI	1.17	65	TRIS	1.55
29	INCI	2.84	66	TRST	1.99
30	INDF	0.76	67	ULTJ	0.31
31	INDS	1.51	68	UNIT	14.75
32	INTP	0.34	69	UNVR	0.11
33	JECC	0.61	70	VOKS	0.74
34	JPFA	1.63	71	WIIM	3.40
35	KAEF	0.23	72	WOOD	0.63
36	KBLI	7.21	73	WSBP	0.80
37	KBLM	3.09	74	WTON	0.96

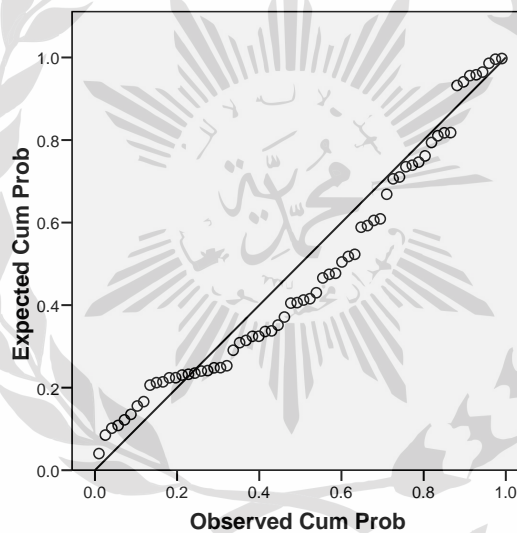
Hasil Output SPSS

Descriptive Statistics

	N	Minimum	Maximum	Mean	Std. Deviation
PBV	74	,01	14,75	1,3341	1,96176
DER	74	,10	3,61	,8104	,70693
ETR	74	,10	,97	,2889	,11865
Valid N (listwise)	74				

Normal P-P Plot of Regression Standardized Residual

Dependent Variable: PBV



**One-Sample Kolmogorov-Smirnov Test**

		Unstandardized Residual
N		64
Normal Parameters(a,b)	Mean	-,2478376
	Std. Deviation	,88475801
Most Extreme Differences	Absolute	,151
	Positive	,151
	Negative	-,094
Kolmogorov-Smirnov Z		1,211
Asymp. Sig. (2-tailed)		,106

a Test distribution is Normal.  
b Calculated from data.

**Coefficients(a)**

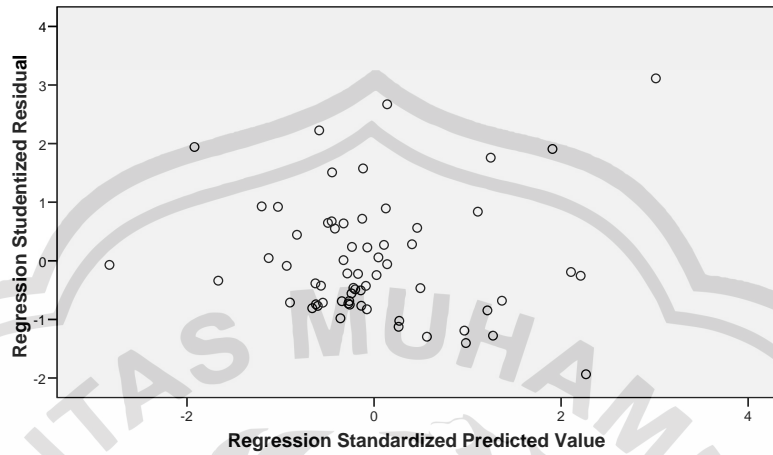
Model		Unstandardized Coefficients		Standardized Coefficients	t	Sig.	Collinearity Statistics	
		B	Std. Error	Beta			Tolerance	VIF
1	(Constant)	-,151	,584		-,259	,796		
	DER	,117	,179	,082	,655	,515	,975	1,025
	ETR	4,225	2,243	,236	1,884	,064	,975	1,025

a Dependent Variable: PBV



**Scatterplot**

**Dependent Variable: PBV**



**ANOVA(b)**

Model		Sum of Squares	df	Mean Square	F	Sig.
1	Regression	3,543	2	1,771	2,238	,115(a)
	Residual	48,284	61	,792		
	Total	51,827	63			

a Predictors: (Constant), ETR, DER

b Dependent Variable: PBV

**Model Summary(b)**

Model	R	R Square	Adjusted R Square	Std. Error of the Estimate	Durbin-Watson
1	,261(a)	,068	,038	,88969	2,412

a Predictors: (Constant), ETR, DER

b Dependent Variable: PBV



**BERITA ACARA UJIAN SIDANG SKRIPSI**  
**SEMESTER GENAP 2019 / 2020**  
Nomer : 258/11.3.UMG/Akun/E/2020

Pada hari ini **Rabu**, Tanggal **29 Juli 2020**, pukul **12.30 - 14.00**. Telah dilaksanakan Ujian Sidang Skripsi  
Pada Mahasiswa :

Nama Mahasiswa : **Linda Rahmadani**  
NIM : **16 321 080**  
Judul Skripsi : **Pengaruh Struktur Modal dan Tax Planning Terhadap Nilai Perusahaan**

Dosen Pembimbing I : **Umaimah, S.E., M.Ak**  
Dosen Pembimbing II : **Nyimas Wardatul Afiqoh, SE., M.SA., Ak., CA**  
Penguji I : **Syaiful, S.E., MM**  
Penguji II : **-**

No	Nama Penguji	Jabatan Penguji	Tanda Tangan
1	Umaimah, S.E., M.Ak	Ketua	
2	Nyimas Wardatul Afiqoh, SE., M.SA., Ak., CA	Sekretaris	
3	Syaiful, S.E., MM	Anggota	
4	-	Anggota	

Berdasarkan hasil Ujian Sidang Skripsi yang telah dilakukan di depan penguji dinyatakan :

**Lulus** (~~Ditunda~~ / Diterima dengan Perbaikan) atau **Mengulang** atau **Tidak Lulus\***)

Mengetahui,  
Ketua Program Studi,  
  
Syaiful, S.E., MM

Gresik, 29 Juli 2020,  
Ketua Tim Penguji,

Umaimah, S.E., M.Ak

Catatan :  
\*) Coret yang tidak perlu

**AKREDITASI BAN-PT**

1074/SK/BAN-PT/Akred/S/IX/2015  
19 September 2015

*The Power of Islamic Entrepreneurship*

Jl. Sumatera 101 Gresik Kola Baru (GKB) Gresik, 61121 Telp. (031) 3951414, Fax. (031) 3952585 Website: <http://www.umg.ac.id>, Email: [info@umg.ac](mailto:info@umg.ac)