

Appendix 1

The Result of Mid Test Semester II

There are 26 number of vocabulary test in mid test semester II, those are; number 2, 3, 4, 5, 7, 14, 16, 17, 19, 21, 22, 23, 24, 25, 26, 27, 28, 32, 33, 35, 36, 38, 40, 43, and 44

Table 1 : The result of mid test semester II

| No. | No. Induk | Name | Can answer (total number 26) |
|-----|-----------|-------|---------------------------------|
| 1. | 1710 | H.A | 6 number |
| 2. | 1664 | A.B.E | 4 number |
| 3. | 1703 | A.M | 22 numbers |
| 4. | 1707 | G.T.F | 3 number |
| 5. | 1730 | A.E.R | 7 number |
| 6. | 1731 | A.N | 8 number |
| 7. | 1732 | D.A | 8 number |
| 8. | 1733 | E.B.W | 7 number |
| 9. | 1735 | F.R | 5 number |
| 10. | 1736 | G.N.S | 17 number |
| 11. | 1738 | L.P | 6 number |
| 12. | 1742 | M.J | 7 number |
| 13. | 1743 | M.N | 4 number |
| 14. | 1744 | M.I | 5 number |
| 15. | 1746 | N.A.S | 20 number |
| 16. | 1747 | R.Y.Y | 12 number |
| 17. | 1805 | Y.D | 15 number |
| 18. | 1807 | S.A | 4 number |

The average $(X) = \frac{\sum}{n} = \dots\dots$

$$(X) = \frac{160}{18} = 8,8 \text{ (8 number)}$$

Table 2 : The score of mid test semester II

| No. | No. Induk | Name | Score |
|-----|-----------|-------|-------|
| 1. | 1710 | H.A | 40 |
| 2. | 1664 | A.B.E | 13 |
| 3. | 1703 | A.M | 79 |
| 4. | 1707 | G.T.F | 37 |
| 5. | 1730 | A.E.R | 33 |
| 6. | 1731 | A.N | 60 |
| 7. | 1732 | D.A | 61 |
| 8. | 1733 | E.B.W | 34 |
| 9. | 1735 | F.R | 39 |
| 10. | 1736 | G.N.S | 47 |
| 11. | 1738 | L.P | 30 |
| 12. | 1742 | M.J | 53 |
| 13. | 1743 | M.N | 29 |
| 14. | 1744 | M.I | 34 |
| 15. | 1746 | N.A.S | 67 |
| 16. | 1747 | R.Y.Y | 46 |
| 17. | 1805 | Y.D | 67 |
| 18. | 1807 | S.A | 41 |

The average $(\bar{X}) = \frac{\sum}{n} = \dots\dots$

$$(\bar{X}) = \frac{810}{18} = 45$$

Appendix 2

The Result of Final Test Semester II

There are 23 number of vocabulary test in mid test semester II, those are; number 6, 7, 8, 9, 13, 15, 16, 18, 24, 25, 26, 28, 29, 30, 33, 35, 37, 40, 41, 42, 44, 46, 49, and 50

Table 1 : The result of mid test semester II

| No. | No. Induk | Name | Can answer (total number 26) |
|-----|-----------|-------|---------------------------------|
| 1. | 1710 | H.A | 23 number |
| 2. | 1664 | A.B.E | 18 number |
| 3. | 1703 | A.M | 23 numbers |
| 4. | 1707 | G.T.F | 18 number |
| 5. | 1730 | A.E.R | 23 number |
| 6. | 1731 | A.N | 23 number |
| 7. | 1732 | D.A | 23 number |
| 8. | 1733 | E.B.W | 23 number |
| 9. | 1735 | F.R | 18 number |
| 10. | 1736 | G.N.S | 23 number |
| 11. | 1738 | L.P | 23 number |
| 12. | 1742 | M.J | 23 number |
| 13. | 1743 | M.N | 18 number |
| 14. | 1744 | M.I | 18 number |
| 15. | 1746 | N.A.S | 23 number |
| 16. | 1747 | R.Y.Y | 23 number |
| 17. | 1805 | Y.D | 23 number |
| 18. | 1807 | S.A | 18 number |

The average (X) = $\frac{\sum}{n} = \dots\dots$

$$(X) = \frac{384}{18} = 21,3 \text{ (21 number)}$$

Table 2 : The score of mid test semester II

| No. | No. Induk | Name | Score |
|-----|-----------|-------|-------|
| 1. | 1710 | H.A | 55 |
| 2. | 1664 | A.B.E | 40 |
| 3. | 1703 | A.M | 92 |
| 4. | 1707 | G.T.F | 45 |
| 5. | 1730 | A.E.R | 67 |
| 6. | 1731 | A.N | 52 |
| 7. | 1732 | D.A | 68 |
| 8. | 1733 | E.B.W | 60 |
| 9. | 1735 | F.R | 68 |
| 10. | 1736 | G.N.S | 65 |
| 11. | 1738 | L.P | 60 |
| 12. | 1742 | M.J | 62 |
| 13. | 1743 | M.N | 42 |
| 14. | 1744 | M.I | 47 |
| 15. | 1746 | N.A.S | 82 |
| 16. | 1747 | R.Y.Y | 73 |
| 17. | 1805 | Y.D | 72 |
| 18. | 1807 | S.A | 47 |

The average $(\bar{X}) = \frac{\sum}{n} = \dots\dots$

$$(\bar{X}) = \frac{1121}{18} = 62,27$$

Appendix 3

Lesson Plan

Lesson Plan

| | |
|-------------------|--|
| Level | : Elementary School |
| School | : SDN Karangkering |
| Grade/Semester | : IV/II |
| The meeting | : 1 |
| Topic | : Identification the problem of the students |
| Technique | : Interview |
| Time allocation | : 2 x 45 minute |
| General objective | : to check the problem of students especially in vocabulary? |

Question :

1. What is your problem when you learn English?
2. Do you understand what I say?
3. Do you enjoy the class activity?

Assistant

Interviewer

Yuyun Tri Wulandari,S.Pd

Nunik Fitriyani

Lesson Plan

| | |
|------------------------|---|
| Level | : Elementary School |
| School | : SDN Karangkering |
| Grade/Semester | : IV/II |
| The meeting | : 2 |
| Standard of Competence | : Expressing meaning in transactional and interpersonal conversation by orally in daily activities. |
| Basic Competence | : Students are able to make conversation about agreement, and disagreement. |
| Indicators | : 1. Students are able to make conversation about agreement. 2. Students are able to make conversation about disagreement. |
| Theme | : Activity |
| Skill | : Speaking |
| Technique | : Multisensory Technique |
| Time allocation | : 2 x 45 minute |
| Activities | : |

Step I

1. Greeting
2. Teacher give some information about the material

Step II

1. Teacher decides to make some groups, each group consist of six students
2. Teacher give some rules and explains the material
3. Teacher give some pictures for each group and asks the students to discuss about the picture
4. One of member Group has to present their picture
5. Another groups have to pay attention and give some question or suggestion to group who is presenting in front of class

Step III




1. Teacher give score for each group
2. Teacher makes summary about the material has been given

Assignment:

Translate in Indonesia!

1. Reading :.....
2. Writing :.....
3. Swimming :.....
4. Crying :.....
5. Sitting :.....

Make a sentence based on the picture below!

1. 
2. 
3. 

4. 

5. 

A criterion's vocabulary value :

100% = The student mastered material very well

80 % = The student mastered material well

60% = The student mastered material enough

40% = The student less mastered material

20% = The student low mastered material

0% = The student did not mastered material

Lesson Plan

| | |
|------------------------|---|
| Level | : Elementary School |
| School | : SDN Karangkering |
| Grade/Semester | : IV/II |
| The meeting | : 3 |
| Standard of Competence | : Expressing meaning in transactional and interpersonal conversation by orally in daily activities. |
| Basic Competence | : Students are able to make conversation about agreement, and disagreement. |
| Indicators | : 1. Students are able to make conversation about agreement. 2. Students are able to make conversation about disagreement. |
| Theme | : Activity |
| Skill | : Speaking |
| Technique | : Multisensory Technique |
| Time allocation | : 2 x 45 minute |
| Activities | : |

Step I

1. Greeting
2. Teacher give some information about the material

Step II

1. Teacher decides to make some groups, each group consist of six students

2. Teacher give some rules and explains the material
3. Teacher give film and also some pictures for each group and asks the students to discuss about the picture
4. Teacher asks the students to make sentence based on the picture and to make conversation about agreement
5. Two of member Group has to present their picture
6. Another groups have to pay attention and give some question or suggestion to group who is presenting in front of class

Step III

1. Teacher give score for each group
2. Teacher makes summary about the material has been given

Assignment:


Translate in Indonesia!


1. I am Sitting :.....
2. She is crying :.....
3. They are sleeping :.....
4. We are cooking :.....
5. He is reading :.....


Fill the blank based on the picture below!




1. A: Is she laughing?
B: Yes,.....

2.  A:
- B: Yes, he is

3.  A: Are they running?
- B: Yes,.....

4.  A: Is the baby laughing?
- B: Yes,.....

5.  A:
- B: Yes,we are

A criterion's vocabulary value :

100% = The student mastered material very well

80 % = The student mastered material well

60% = The student mastered material enough

40% = The student less mastered material

20% = The student low mastered material

0% = The student did not mastered material

Lesson Plan

| | |
|------------------------|---|
| Level | : Elementary School |
| School | : SDN Karangkering |
| Grade/Semester | : IV/II |
| The meeting | : 4 |
| Standard of Competence | : Expressing meaning in transactional and interpersonal conversation by orally in daily activities. |
| Basic Competence | : Students are able to make conversation about agreement, and disagreement. |
| Indicators | : 1. Students are able to make conversation about agreement. 2. Students are able to make conversation about disagreement. |
| Theme | : Activity |
| Skill | : Speaking |
| Technique | : Multisensory Technique |
| Time allocation | : 2 x 45 minute |
| Activities | : |

Step I

1. Greeting
2. Teacher give some information about the material

Step II

1. Teacher decides to make some groups, each group consist of six students

2. Teacher give some rules and explains the material
3. Teacher give film and also some pictures for each group and asks the students to discuss about the picture
4. Teacher asks the students to make sentence based on the picture and to make conversation about disagreement
5. Two of member Group has to present their picture
6. Another groups have to pay attention and give some question or suggestion to group who is presenting in front of class

Step III

1. Teacher give score for each group
2. Teacher makes summary about the material has been given

Assignment:

Translate in English!

1. Saya sedang berjalan :.....
2. Dia (pr) sedang menulis :.....
3. Mereka sedang bersepeda :.....
4. Kita sedang makan :.....
5. Dia (lk) sedang minum :.....

Fill the blank based on the picture below!



1. A: Is he eating?
B: No,.....




A:

B: No, they are not



A: Is the baby crying?

B: No,.....



A:.....

B: No, she is not



A: Is he playing football?

B: No,.....

A criterion's vocabulary value :

100% = The student mastered material very well

80 % = The student mastered material well

60% = The student mastered material enough

40% = The student less mastered material

20% = The student low mastered material

0% = The student did not mastered material

Lesson Plan

| | |
|-----------------|--|
| Level | : Elementary School |
| School | : SDN Karangkering |
| Grade/Semester | : IV/II |
| The meeting | : 5 |
| Topic | : Checking the result of the second-four-meeting |
| Technique | : Interview |
| Time allocation | : 2 x 45 minute |

General objective : to check the result of the second-four-meeting (the students understanding the lesson)

Question :

1. What is your problem when you learn English, now?
2. Do you understand what I say?
3. Do you enjoy the class activity?

Assistant

Interviewer

Yuyun Tri Wulandari,S.Pd

Nunik Fitriyani

Lesson Plan

| | |
|------------------------|--|
| Level | : Elementary School |
| School | : SDN Karangkering |
| Grade/Semester | : IV/II |
| The meeting | : 6 |
| Standard of Competence | : Expressing meaning in transactional and interpersonal conversation in daily activities. |
| Basic Competence | : Students are able to expressing like or dislike |
| Indicators | : 1. Students are able to make conversation about agreement. 2. Students are able to make conversation about disagreement. 3. Students are able to make conversation using “sorry” |
| Theme | : Color |
| Skill | : Speaking |
| Technique | : Multisensory Technique |
| Time allocation | : 2 x 45 minute |
| Activities | : |

Step I

1. Greeting
2. Teacher give some information about the material

Step II






1. Teacher decides to make some groups, each group consist of six students
2. Teacher give some rules and explains the material
3. Teacher give song and also some pictures for each group and asks the students to discuss about the picture
4. Teacher asks the students to make sentence based on the picture and to make conversation about agreement and disagreement
5. Two of member Group has to present their picture
6. Another groups have to pay attention and give some question or suggestion to group who is presenting in front of class

Step III

1. Teacher give score for each group
2. Teacher makes summary about the material has been given

Assignment:

Answer this question!

1.  What color is it?
2.  What color is it?
3.  What color is it?
4.  What color is it?
5.  What color is it?

Answer this question!

1. A : What is your favorite color?
B :
2. A : Do you like this red bag?
B : Yes,

3. A : Do you like this yellow shoes?

B : No,.....

A criterion's vocabulary value :

100% = The student mastered material very well

80 % = The student mastered material well

60% = The student mastered material enough

40% = The student less mastered material

20% = The student low mastered material

0% = The student did not mastered material

Lesson Plan

| | |
|------------------------|--|
| Level | : Elementary School |
| School | : SDN Karangkering |
| Grade/Semester | : IV/II |
| The meeting | : 7 |
| Standard of Competence | : Expressing meaning in transactional and interpersonal conversation in daily activities. |
| Basic Competence | : Students are able to expressing like or dislike |
| Indicators | : 1. Students are able to make conversation about agreement. 2. Students are able to make conversation about disagreement. 3. Students are able to make conversation about “sorry” |
| Theme | : Color |
| Skill | : Speaking |
| Technique | : Multisensory Technique |
| Time allocation | : 2 x 45 minute |
| Activities | : |

Step I

1. Greeting
2. Teacher give some information about the material

Step II

1. Teacher decides to make some groups, each group consist of six students

2. Teacher give some rules and explains the material
3. Teacher give film and also some pictures for each group and asks the students to discuss about the picture
4. Teacher asks the students to make sentence based on the picture and to make conversation using “sorry”
5. Two of member Group has to present their picture
6. Another groups have to pay attention and give some question or suggestion to group who is presenting in front of class

Step III

1. Teacher give score for each group
2. Teacher makes summary about the material has been given

Assignment:

Answer this question!

1.  What color is it?.....
2.  What color is it?.....
3.  What color is it?.....



4. What color is it?.....



5. What color is it?.....

Answer this question!

1. A : Show me the color puple?
B : Sorry,.....
2. A : Show me the green book?
B : Sorry,.....
3. A : This is for you, green apple
B : Sorry,.....

A criterion's vocabulary value :

- 100% = The student mastered material very well
- 80 % = The student mastered material well
- 60% = The student mastered material enough
- 40% = The student less mastered material
- 20% = The student low mastered material
- 0% = The student did not mastered material

Appendix 4
Teacher's Journal

Teacher Journal

Teacher's journal was made when the teacher conducting the research in class activities. This journal consist of record all the class activities starting from identification the problem until solve this problem by conducting teaching process using multisensory technique.

This recording process was started at the half-second semester of Elementary school (April 17 until June 14, 2008). The result of this record was used for requiring collecting data.

1st meeting (April 17, 2008) Problem formulation for the students

The teacher came into class, and tried to handle the students by greeted them, but some students did not answer it. Then, the teacher tried to ask the student who not answer teacher greeted. The student just keeps silent and looks so confuse when he wanted to answer in English. Once again, the teacher tried to greet that student and he just smile. It makes the teacher wanted to know the real problem in this class, because in this class, many students could not answer the simple question from the teacher. For example:

Teacher said: What is the meaning of good morning?

Students: Selamat pagi

Teacher: when I say good morning, what is the answer?

Students: Good morning

Teacher: How are you today?

Students: e..ee..itu buk.....apa buk.....

Teacher: Do you know the meaning of how are you today?

Students: Lupa buk

After that, the teacher started to asks them about their problem when they learn English. The teachers' interview formulated as follow:

Teacher: What is your problem when you learn English?

Student 1: I cannot remember the meaning of some words.

Teacher: Do you understand what I say?

Student 1: Sometimes

Teacher: Do you enjoy the class activity?

Student 1: No, mom

Every student has different answer, and most of students said that they could not remember many words English. Then, the teacher tried to give them some question which related teaching learning process.

2nd meeting (April 24, 2008) The teacher for the first time teaching the material by multisensory technique.

In this meeting, the teacher came into the class and greeted the students. The teacher tried to remind the last material, it was about daily activities; swimming, reading, talking, riding a bike, writing, and so on. Then, the teacher asks them to mention some activities based on the picture in their books. After that, the teacher gave explanation about how to make a sentence based on the picture, for example: I am swimming, we are talking, they are reading, etc. While explain those sentences, the teacher showed some pictures which different from the book, but still similar idea with the theme. So, based on the teacher's pictures, the students could make new sentences. The next activity, the teacher continued the activity by made some questions and answers based on the pictures; Picture 1 is about reading.

Teacher: If you agree that the answer as like as the picture, so, you must say “yes, she is”

Teacher: Now, look this picture. Please make question sentence based on the picture?

Teacher: What is it?

Students: Crying

Teacher: Is the baby crying?

Students: yes, he is

Teacher: What is it?

Students: Running

Teacher: are they running?

Students: Yes, they are

After that, the teacher gave some pictures for each group then, asks them to discuss and to practice in front of the class. Finally, the teacher gave them quiz to measure their skill.

Notes on this meeting:

First, there are, at lest, more than thirty percent of student who wanted to answer the simple question from the teacher.

Second, there are, at lest, more than thirty percent of student who ask a question to the teacher when they did not understand the meaning of some words.

Third, there are, at lest, more than thirty percent of student who wanted to practice simple conversation with the teacher or with other friends.

4th meeting (May 15, 2008) The teacher give the material about activity

As usual, at this meeting, after the teacher greeted the students and refreshed the students' memory about the previous lesson by asking some questions in the previous lesson. In this time, the teacher wanted to teach about how to make a sentence disagreement based on the picture. As usual, the teacher showed some pictures to the students and explains how the way to make a

Notes on this meeting:

First, there are, at least, more than fifty percent of student who wanted to answer the simple question from the teacher.

Second, there are, at least, more than fifty percent of student who ask a question to the teacher when they did not understand the meaning of some words.

Third, there are, at least, more than fifty five percent of student who wanted to practice simple conversation with the teacher or with other friends.

5th meeting (May 22, 2008) The teacher give the material about activity

The fifth meeting, the teacher greeted the students and asks them about the last material before. Moreover, the result of some quizzes showed that the students get good progressed in vocabulary. So that, the teacher decided to interview the students about their felt during followed English lesson by multisensory technique. The teacher interviewed as follows: (translated into English)

Teacher: What is your problem when you learn English, now?

Students 1: Now, I feel little bit difficult to remember the formula of grammar

Teacher: How about vocabulary? Do you get problem to remember it?

Students 1: No, just I cannot pronunciation well

Teacher: Do you understand what I say?

Student 1: Yes, mom

Teacher: Do you enjoy the class activity?

Student 1: Yes, mom

Next student 2

Teacher: What is your problem when you learn English, now?

Students 2: I do not have it

Teacher: How about vocabulary? Do you get problem to remember it?

Students 2: No, but some time I cannot pronunciation well

Teacher: Do you understand what I say?

Student 2: Yes, mom

Teacher: Do you enjoy the class activity?

Student 2: Yes, mom

Because the picture is very interesting

Next student 3

Teacher: What is your problem when you learn English, now?

Students 3: Sometimes I afraid to speak English, because I still be wary when I want to answer some questions, it is true or not

Teacher: How about vocabulary? Do you get problem to remember it?

Students 3: No, mom

Teacher: Do you understand what I say?

Student 3: Yes, but some time I fell difficult to give a good answer, because I still bit confuse with grammar

Teacher: Do you enjoy the class activity?

Student 3: Yes, mom

On this meeting:

First, there are, at lest, more than sixty percent of student who wanted to answer the simple question from the teacher.

Second, there are, at lest, more than sixty five percent of student who ask a question to the teacher when they did not understand the meaning of some words.

Third, there are, at least, more than sixty five percent of student who wanted to practice simple conversation with the teacher or with other friends.

6th meeting (May 29, 2008) The teacher give the material about color

The sixth meeting, on this meeting the teacher gave new material. As usual, the teacher started the class by greeted the students and asks them to mention many kinds of color. The teacher continued by showed some pictures to the students and asks them to guess what the color is it? After that, the teacher gives explanation about color and teaches them how to make a sentence based on the picture and how to make agreement or disagreement answer.

Teacher: (show a picture about flower)

What is it? What the color is it?

Students: Flower, pink

Teacher: When you want to ask your friend about the favorite color, you can say

What is your favorite color? And you can answer “my favorite color is red”

Students: Oh.....ya,yaa

Teacher: Do you understand?

Students: Yes

Teacher: Ok, what is your favorite color?

Student 1: My favorite color is blue

Teacher: What the meaning of blue

Student 1: Biru

Then, the teacher wanted to explain about how made a sentence based on the picture and how to made agreement or disagreement answer.

Teacher: Good, now I will explain about how make a sentence based on the picture and how to make agreement or disagreement answer.

Students: Ok, mom

Teacher: When you want to ask your friend about the color of something which they like. You say” Do you like red bag?” and the answer “Yes, I do” or “No. I do not like”

Teacher: Do you like yellow shoes?

Student 2: Yes, I do

Teacher: Do you like green book?

Student 3: No, I do not like.

After that, the teacher gave some pictures for each group then, asks them to discuss and to practice in front of the class. Finally, the teacher gave them quiz to measure their skill.

Notes on this meeting:

First, there are, at lest, more than seventy five percent of student who wanted to answer the simple question from the teacher.

Second, there are, at lest, more than seventy percent of student who ask a question to the teacher when they did not understand the meaning of some words.

Third, there are, at lest, more than seventy five percent of student who wanted to practice simple conversation with the teacher or with other friends.

7th meeting (June 5, 2008) The teacher give the material about color

Seventh meeting, on this meeting the teacher still gave material about color. As usual the teacher started to greet the students and the teacher continued

it by asking the students' about the previous lesson to dig up students' memory and concentration to the lesson.

Next, the teacher showed some pictures and asks them to mention what color is it? Then, the teacher gave explain about how to make a sentence by word "sorry".

Teacher: When some one asks you to show something and you cannot show it.

Please, tell them "sorry, I cannot show it" or "sorry, I do not have it"

Students: Mom, give us some examples

Teacher: Ok, the question is "Show me green apple?" and the answer is "sorry, I do not have it".

After that, the teacher gave some pictures for each group then, asks them to discuss and to practice in front of the class. Finally, the teacher gave them quiz to measure their skill.

From the first to the last meeting, the teacher finally concluded that the students understand all of teacher said or teachers' instruction and able to mention the meaning of some words. They also able to practiced all of the material in short conversation. At last, the students became active, interactive and enjoyable to learn English Foreign Language (EFL). It is proved by data recorded above and supported by students' progress report.

Notes on this meeting:

First, there are, at lest, eighty eight percent of student (sixteen from eight) who wanted to answer the simple question from the teacher.

Second, there are, at lest, a hundred percent of student who ask a question to the teacher when they did not understand the meaning of some words.

Third, there are, at least, a hundred percent of student who wanted to practice simple conversation with the teacher or with other friends.

Appendix 3

Teacher partner's Notes

Teacher partner's Notes

Teacher partner's note was kind of note which records the teaching learning process when the teacher was conducted class activities. This note contains critics and suggestions for the teacher about everything dealing with teaching learning activities.

The first meeting, the partner came into class, and looked that the teacher tried to handle the students by greeted them, but some students did not answer it. Then, the teacher tried to ask the student who not answer teacher greeted. The student just keeps silent and looks so confuse when he wanted to answer in English. Once again, the teacher tried to greet that student and he just smile. It makes the teacher wanted to know the real problem in this class, because in this class, many students could not answer the simple question from the teacher. On this meeting, the partner just accompanied the researcher as the teacher itself to check what the real problem in this class by interview.

The second meeting, the partner and the teacher came into the class and greeted the students. In this time the partner feel that students more anthusias to started the lesson. Moreover, the teacher tried to remind the last material, it is about daily activities; swimming, reading, talking, riding a bike, writing, and so on. Then, the teacher asks them to mention some activities based on the picture in their books. After that, the teacher give explanation about how to made a sentence based on the picture, for example: I am swimming, we are talking, they are reading, etc. While explain those sentences, the teacher showed some picture which different from the book, but still similar idea with the theme. So, based on the teacher's picture, the students could made new sentences. The next activity,

the teacher continued the activity by made some questions and answers based on the picture;

Picture 1 is about reading.

Teacher: What is he doing?

Students: just silent

Teacher: Ok, looks this picture, what is it?

Students: e..ee...reading

Teacher: Good, what is he doing?

Students: he reading

Teacher: Remember gays, “subject + to be +V_{ing}”

Students: Ooh, he is reading

Picture 2 is about playing football

Teacher: Are they playing football?

Students: Yes,

Teacher: Do not forget to continue your answer! After you said yes, then add subject and to be. Do you understand?

Students: Ya,yaa

Teacher: Are they playing football?

Students: Yes, they are

For the last activity, when the teacher was sure that the students understood the meaning of some words and how the way to make a good sentence based on the picture, then, the teacher asks them to practice some conversation with their groups in front of the class. In this meeting, some students able to practiced short conversation.

The third meeting, the teacher came to the class and start the lesson as usually. As the pre teaching, the teacher asks the students about the material in the last meeting to remind their memory and to focus the students' concentration to the lesson.

Then, the teacher repeated the same material as it was in previous lesson. But in this time, the teacher wanted to teach about how to make a sentence agreement based on the picture. As usual, the teacher showed some pictures to the

Teacher: What is it?

Students: laughing

Teacher: are you laughing?

Students: No, I am not

Teacher: What is it?

Students: walking

Teacher: Is he walking?

Students: No, he is not

After that, the teacher gave some pictures for each group then, asks them to discuss and to practice in front of the class. Finally, the teacher gives them quiz to measure their skill.

Finally, the class was over. From this meeting the partner very surprised that the students could answer all of the teacher's question and also they understood the meaning of many words.

The fifth meeting, the teacher greeted the students and asked them about the last material before. Moreover, the result of some quizzes showed that the students got good progressed in vocabulary. So that, the teacher and the partner decided to interview the students about their felt during followed English lesson by multisensory technique. The teacher interviewed as follows: (translated into English)

Teacher: What is your problem when you learn English, now?

Students 1: Now, I feel little bit difficult to remember the formula of grammar

Teacher: How about vocabulary? Do you get problem to remember it?

Students 1: No, just I cannot pronunciation well

Teacher: Do you understand what I say?

Student 1: Yes, mom

Teacher: Do you enjoy the class activity?

Student 1: Yes, mom

Next student 2

Teacher: What is your problem when you learn English, now?

Students 2: I do not have it

Teacher: How about vocabulary? Do you get problem to remember it?

Students 2: No, but some time I cannot pronunciation well

Teacher: Do you understand what I say?

Student 2: Yes, mom

Teacher: Do you enjoy the class activity?

Student 2: Yes, mom

Because the picture is very interesting

Next student 3

Teacher: What is your problem when you learn English, now?

Students 3: Sometimes I afraid to speak English, because I still be wary when I want to answer some questions, it is true or not

Teacher: How about vocabulary? Do you get problem to remember it?

Students 3: No, mom

Teacher: Do you understand what I say?

Student 3: Yes, but some time I fell difficult to give a good answer, because I still bit confuse with grammar

Teacher: Do you enjoy the class activity?

Student 3: Yes, mom

In this interview showed that more than sixty percent understood the meaning of many words English.

The sixth meeting, on this meeting the teacher gave new material. As usual, the teacher started the class by greeted the students and asked them to mention many kinds of color. The teacher continued by showed some pictures to the students and asked them to guess what the color is it? After that, the teacher gives explanation about color and teaches them how to made a sentence based on the picture and how to made agreement or disagreement answer.

Teacher: (show a picture about flower)

What is it? What the color is it?

Students: Flower, pink

Teacher: When you want to ask your friend about the favorite color, you can say

What is your favorite color? And you can answer “my favorite color is red”

Students: Oh.....ya,yaa

Teacher: Do you understand?

Students: Yes

Teacher: Ok, what is your favorite color?

Student 1: My favorite color is blue

Teacher: What the meaning of blue

Student 1: Biru

Then, the teacher wanted to explain about how make a sentence based on the picture and how to made agreement or disagreement answer.

Teacher: Good, now I will explain about how make a sentence based on the picture and how to make agreement or disagreement answer.

Students: Ok, mom

Teacher: When you want to ask your friend about the color of something which they like. You say” Do you like red bag?” and the answer “Yes, I do” or “No. I do not like”

Teacher: Do you like yellow shoes?

Student 2: Yes, I do

Teacher: Do you like green book?

Student 3: No, I do not like.

After that, the teacher gave some pictures for each group then, asked them to discuss and to practice in front of the class. Finally, the teacher gave them quiz to measure their skill.

In this meeting the partner feels that students got good progress in vocabulary and the class activity more active than before.

Seventh meeting, on this meeting the teacher still gave material about color. As usual the teacher started to greet the students and the teacher continued it by asking the students’ about the previous lesson to dig up students’ memory and concentration to the lesson.

Next, the teacher showed some pictures and asked them to mention what color is it? Then, the teacher gave explain about how to made a sentence by word “sorry”.

Teacher: When some one asks you to show something and you cannot show it.

Please, tell them “sorry, I cannot show it” or “sorry, I do not have it”

Students: Mom, give us some examples

Teacher: Ok, the question is “Show me green apple?” and the answer is “sorry, I do not have it”.

After that, the teacher gave some pictures for each group then, asked them to discuss and to practice in front of the class. Finally, the teacher gave them quiz to measure their skill.

Based on the indicators of interaction above, finally, the researcher concluded that the technique applied, multisensory, could improve vocabulary achievement of fourth grade in SDN Karangkering Gresik. It was proved by the observation result of the partner:

First, there are, at least, eighty eight percent of student (sixteen from eight) who wanted to answer the simple question from the teacher.

Second, there are, at least, eighty eight percent of student (sixteen from eight) who ask a question to the teacher when they did not understand the meaning of some words.

Third, there are, at least, eighty eight percent of student (sixteen from eight) who wanted to practice simple conversation with the teacher or with other friends.

Appendix 4
Progress Report

Progress Report

Student's name : 1-18

Meeting : 1

Activity : Interview

General Objective : To check the problem of students in the class activities.

Questions : 1. What is your problem when you learn English?

2. Do you understand what I say?

3. Do you enjoy the class activities?

Assistant

Interviewer

Yuyun Tri Wulandari, S.Pd

Nunik Fitriyani

Questionnaire

(Translate into English)

1. Do you like English?
 - a. Yes
 - b. No
2. Which are too difficult for you?
 - a. Vocabulary
 - b. Grammar
3. What will you do when you do not understand about the lesson?
 - a. Ask to the teacher
 - b. Ask to my friend
4. Do you understand what teacher' say?
 - a. Yes
 - b. No
5. Do you enjoy the class activities?
 - a. Yes
 - b. No
6. Please, mention what you like when you learn English?
 - a. Game
 - b. Singing a song

Progress Report

Student's name : Hafidatus Ainiyah

Meeting : 2

Materials :

| No. | Target Materials | Can Answer | Cannot Answer |
|-----|--------------------------|------------|---------------|
| 1. | Words: | | |
| | a. Swimming | √ | |
| | b. Climbing | | √ |
| | c. Drinking | | √ |
| | d. Running | | √ |
| | e. Writing | | √ |
| | f. Sleeping | | √ |
| | g. Singing | √ | |
| | h. Cooking | | √ |
| | i. Riding a bike | | √ |
| | j. Standing | | √ |
| | k. Reading | | √ |
| | l. Eating | | √ |
| | m. Talking | | √ |
| | n. Sitting | | √ |
| | o. Frishing | | √ |
| 2. | Sentences: | | |
| | a. I am swimming | √ | |
| | b. You are climbing | | √ |
| | c. We are drinking | | √ |
| | d. They are running | | √ |
| | e. He is writing | | √ |
| | f. She is sleeping | | √ |
| | g. Budi is singing, etc. | √ | |

Mastered materials : 20%

Progress Report

Student's name : Ari Bayu Endro

Meeting : 2

Materials :

| No. | Target Materials | Can Answer | Cannot Answer |
|-----|--------------------------|------------|---------------|
| 1. | Words: | | |
| | a. Swimming | √ | |
| | b. Climbing | | √ |
| | c. Drinking | | √ |
| | d. Running | | √ |
| | e. Writing | | √ |
| | f. Sleeping | | √ |
| | g. Singing | | √ |
| | h. Cooking | | √ |
| | i. Riding a bike | | √ |
| | j. Standing | | √ |
| | k. Reading | | √ |
| | l. Eating | | √ |
| | m. Talking | | √ |
| | n. Sitting | | √ |
| | o. Frishing | | √ |
| 2. | Sentences: | | |
| | a. I am swimming | √ | |
| | b. You are climbing | | √ |
| | c. We are drinking | | √ |
| | d. They are running | | √ |
| | e. He is writing | | √ |
| | f. She is sleeping | | √ |
| | g. Budi is singing, etc. | | √ |

Mastered materials : 10%

Progress Report

Student's name : Agus Mulyono

Meeting : 2

Materials :

| No. | Target Materials | Can Answer | Cannot Answer |
|-----|--------------------------|------------|---------------|
| 1. | Words: | | |
| | a. Swimming | √ | |
| | b. Climbing | √ | |
| | c. Drinking | √ | |
| | d. Running | √ | |
| | e. Writing | √ | |
| | f. Sleeping | √ | |
| | g. Singing | √ | |
| | h. Cooking | √ | |
| | i. Riding a bike | √ | |
| | j. Standing | √ | |
| | k. Reading | √ | |
| | l. Eating | √ | |
| | m. Talking | √ | |
| | n. Sitting | √ | |
| | o. Frishing | √ | |
| 2. | Sentences: | | |
| | a. I am swimming | √ | |
| | b. You are climbing | √ | |
| | c. We are drinking | √ | |
| | d. They are running | √ | |
| | e. He is writing | √ | |
| | f. She is sleeping | √ | |
| | g. Budi is singing, etc. | √ | |

Mastered materials : 100%

Table 3 : Conclusion of Progress Report in 2nd meeting

| No | Name | Mastered materials |
|-----------|----------------------|---------------------------|
| 1. | Hafidatus Ainiyah | 20% |
| 2. | Ari Bayu Endro | 10% |
| 3. | Agus Mulyono | 100% |
| 4. | Galang Tubagus Fawaz | 10% |
| 5. | Aprilina Eka Ruskiah | 20% |
| 6. | Achmad Nursabari | 20% |
| 7. | Didink Agustin | 20% |
| 8. | Endik Bagus Wiyanto | 20% |
| 9. | Faiz Rahmali | 20% |
| 10. | Gusti Nani Suwarni | 20% |
| 11. | Lyana Prihandini | 20% |
| 12. | Muchamad Jupandrio | 20% |
| 13. | Muhamad Nurfauzi | 10% |
| 14. | Muchamad Ismail | 20% |
| 15. | Nugroho Aji Sayogya | 100% |
| 16. | Reska Yudha Y | 20% |
| 17. | Yeni Deviyanti | 20% |
| 18. | Savira Ananti | 20% |
| | Average = | 27% |

Progress Report

Student's name : Ari Bayu Endro

Meeting : 3

Materials :

| No. | Target Materials | Can Answer | Cannot Answer |
|-----|--------------------------|------------|---------------|
| 1. | Words: | | |
| | a. Swimming | √ | |
| | b. Climbing | | √ |
| | c. Drinking | | √ |
| | d. Running | | √ |
| | e. Writing | | √ |
| | f. Sleeping | | √ |
| | g. Singing | √ | |
| | h. Cooking | | √ |
| | i. Riding a bike | | √ |
| | j. Standing | | √ |
| | k. Reading | | √ |
| | l. Eating | | √ |
| | m. Talking | | √ |
| | n. Sitting | | √ |
| | o. Frishing | | √ |
| 2. | Sentences: | | |
| | a. I am swimming | | |
| | b. You are climbing | √ | √ |
| | c. We are drinking | | √ |
| | d. They are running | | √ |
| | e. He is writing | | √ |
| | f. She is sleeping | | √ |
| | g. Budi is singing, etc. | √ | |
| 3. | Questions: | | |

| | | | |
|--|---|---|--|
| | <p>What are they doing?</p> <p>* They are sleeping</p> <p>Are they sleeping?</p> <p>* Yes, they are</p> <p>Is he singing?</p> <p>* Yes, he is, etc.</p> | √ | |
|--|---|---|--|

Mastered materials : 20%

Progress Report

Student's name : Agus Mulyono

Meeting : 3

Materials :

| No. | Target Materials | Can Answer | Cannot Answer |
|-----|--------------------------|------------|---------------|
| 1. | Words: | | |
| | a. Swimming | √ | |
| | b. Climbing | √ | |
| | c. Drinking | √ | |
| | d. Running | √ | |
| | e. Writing | √ | |
| | f. Sleeping | √ | |
| | g. Singing | √ | |
| | h. Cooking | √ | |
| | i. Riding a bike | √ | |
| | j. Standing | √ | |
| | k. Reading | √ | |
| | l. Eating | √ | |
| | m. Talking | √ | |
| | n. Sitting | √ | |
| | o. Frishing | √ | |
| 2. | Sentences: | | |
| | a. I am swimming | √ | |
| | b. You are climbing | √ | |
| | c. We are drinking | √ | |
| | d. They are running | √ | |
| | e. He is writing | √ | |
| | f. She is sleeping | √ | |
| | g. Budi is singing, etc. | √ | |
| 3. | Questions: | | |

| | | | |
|--|----------------------|---|--|
| | What are they doing? | √ | |
| | * They are sleeping | √ | |
| | Are they sleeping? | √ | |
| | * Yes, they are | √ | |
| | Is he singing? | √ | |
| | * Yes, he is, etc. | √ | |

Mastered materials : 100%

Table 4 : Conclusion of Progress Report in 3rd meeting

| No | Name | Mastered materials |
|-----------|----------------------|---------------------------|
| 1. | Hafidatus Ainiyah | 30% |
| 2. | Ari Bayu Endro | 20% |
| 3. | Agus Mulyono | 100% |
| 4. | Galang Tubagus Fawaz | 20% |
| 5. | Aprilina Eka Ruskiah | 30% |
| 6. | Achmad Nursabari | 30% |
| 7. | Didink Agustin | 30% |
| 8. | Endik Bagus Wiyanto | 30% |
| 9. | Faiz Rahmali | 30% |
| 10. | Gusti Nani Suwarni | 30% |
| 11. | Lyana Prihandini | 30% |
| 12. | Muchamad Jupandrio | 30% |
| 13. | Muhamad Nurfauzi | 20% |
| 14. | Muchamad Ismail | 20% |
| 15. | Nugroho Aji Sayogya | 100% |
| 16. | Reska Yudha Y | 100% |
| 17. | Yeni Deviyanti | 35% |
| 18. | Savira Ananti | 20% |
| | Average = | 37% |

Progress Report

Student's name : Ari Bayu Endro

Meeting : 4

Materials :

| No. | Target Materials | Can Answer | Cannot Answer |
|-----|--------------------------|------------|---------------|
| 1. | Words: | | |
| | a. Swimming | √ | |
| | b. Climbing | | √ |
| | c. Drinking | √ | |
| | d. Running | √ | |
| | e. Writing | √ | |
| | f. Sleeping | | √ |
| | g. Singing | √ | |
| | h. Cooking | | √ |
| | i. Riding a bike | | √ |
| | j. Standing | | √ |
| | k. Reading | | √ |
| | l. Eating | | √ |
| | m. Talking | | √ |
| | n. Sitting | | √ |
| | o. Frishing | | √ |
| 2. | Sentences: | | |
| | a. I am swimming | √ | |
| | b. You are climbing | | √ |
| | c. We are drinking | | √ |
| | d. They are running | | √ |
| | e. He is writing | | √ |
| | f. She is sleeping | √ | |
| | g. Budi is singing, etc. | √ | |
| 3. | Questions: | | |

| | | | |
|--|---|--|-------------------|
| | <p>Questions:</p> <p>Are they eating?</p> <p>* No, they are not</p> <p>Is she drinking?</p> <p>* No, She is not</p> <p>Are you cooking?</p> <p>* No, I am not, etc.</p> | <p>√</p> <p>√</p> <p>√</p> <p>√</p> <p>√</p> | <p>√</p> <p>√</p> |
|--|---|--|-------------------|

Mastered materials : 40%

Progress Report

Student's name : Agus Mulyono

Meeting : 4

Materials :

| No. | Target Materials | Can Answer | Cannot Answer |
|-----|--------------------------|------------|---------------|
| 1. | Words: | | |
| | a. Swimming | √ | |
| | b. Climbing | √ | |
| | c. Drinking | √ | |
| | d. Running | √ | |
| | e. Writing | √ | |
| | f. Sleeping | √ | |
| | g. Singing | √ | |
| | h. Cooking | √ | |
| | i. Riding a bike | √ | |
| | j. Standing | √ | |
| | k. Reading | √ | |
| | l. Eating | √ | |
| | m. Talking | √ | |
| | n. Sitting | √ | |
| | o. Frishing | √ | |
| 2. | Sentences: | | |
| | a. I am swimming | √ | |
| | b. You are climbing | √ | |
| | c. We are drinking | √ | |
| | d. They are running | √ | |
| | e. He is writing | √ | |
| | f. She is sleeping | √ | |
| | g. Budi is singing, etc. | √ | |
| 3. | Questions: | | |

| | | | |
|--|----------------------|---|--|
| | Questions: | | |
| | Are they eating? | √ | |
| | * No, they are not | √ | |
| | Is she drinking? | √ | |
| | * No, She is not | √ | |
| | Are you cooking? | √ | |
| | * No, I am not, etc. | √ | |

Mastered materials : 100%

Table 5 : Conclusion of Progress Report in 4th meeting

| No | Name | Mastered materials |
|-----------|----------------------|---------------------------|
| 1. | Hafidatus Ainiyah | 50% |
| 2. | Ari Bayu Endro | 40% |
| 3. | Agus Mulyono | 100% |
| 4. | Galang Tubagus Fawaz | 40% |
| 5. | Aprilina Eka Ruskiah | 60% |
| 6. | Achmad Nursabari | 50% |
| 7. | Didink Agustin | 60% |
| 8. | Endik Bagus Wiyanto | 50% |
| 9. | Faiz Rahmali | 50% |
| 10. | Gusti Nani Suwarni | 50% |
| 11. | Lyana Prihandini | 50% |
| 12. | Muchamad Jupandrio | 50% |
| 13. | Muhamad Nurfauzi | 40% |
| 14. | Muchamad Ismail | 50% |
| 15. | Nugroho Aji Sayogya | 100% |
| 16. | Reska Yudha Y | 100% |
| 17. | Yeni Deviyanti | 100% |
| 18. | Savira Ananti | 50% |
| | Average = | 60% |

Progress Report

Student's name : 1-18

Meeting : 5

Activity : Interview

General Objective : To check the problem of students in the class activities.

Questions : 1. What is your problem when you learn English, now?

2. Do you understand what I say?

3. Do you enjoy the class activities?

Assistant

Interviewer

Yuyun Tri Wulandari, S.Pd

Nunik Fitriyani

Table 6 : Conclusion of Progress Report in 5th meeting

| No | Name | Mastered materials |
|-----------|----------------------|---------------------------|
| 1. | Hafidatus Ainiyah | 60% |
| 2. | Ari Bayu Endro | 50% |
| 3. | Agus Mulyono | 100% |
| 4. | Galang Tubagus Fawaz | 50% |
| 5. | Aprilina Eka Ruskiah | 60% |
| 6. | Achmad Nursabari | 100% |
| 7. | Didink Agustin | 100% |
| 8. | Endik Bagus Wiyanto | 60% |
| 9. | Faiz Rahmali | 50% |
| 10. | Gusti Nani Suwarni | 60% |
| 11. | Lyana Prihandini | 50% |
| 12. | Muchamad Jupandrio | 50% |
| 13. | Muhamad Nurfauzi | 50% |
| 14. | Muchamad Ismail | 60% |
| 15. | Nugroho Aji Sayogya | 100% |
| 16. | Reska Yudha Y | 100% |
| 17. | Yeni Deviyanti | 100% |
| 18. | Savira Ananti | 50% |
| | Average = | 69% |

Progress Report

Student's name : Ari Bayu Endro

Meeting : 6

Materials :

| No. | Target Materials | Can Answer | Cannot Answer |
|-----|-----------------------------|------------|---------------|
| 1. | Words: | | |
| | Red | √ | |
| | Yellow | √ | |
| | Green | | √ |
| | Blue | | |
| | Black | √ | √ |
| | White | | |
| | Orange | √ | |
| | Purple | | √ |
| | Gray | | √ |
| | Brown | | √ |
| | Pink | | √ |
| 2. | Phrases: | | |
| | Red flower | √ | |
| | Purple grapes | | √ |
| | Pink bag | √ | |
| | Blue T-shirt | √ | |
| | Black shoes, etc. | | √ |
| 3. | Questions: | | |
| | Do you like this green bag? | √ | |
| | * Yes, I do | √ | |
| | Does he like yellow shoes? | √ | |
| | * Yes, he does | √ | |

| | | | |
|--|---|--|-------------|
| | Do you like blue T-shirt? * No, I do not | | √ |
| | Does she like pink flower? * No, She does not, etc. | | √ √ √ |

Mastered : 60%

Progress Report

Student's name : Agus Mulyono

Meeting : 6

Materials :

| No. | Target Materials | Can Answer | Cannot Answer |
|-----|--|---|---------------|
| 1. | Words: Red Yellow Green Blue Black White Orange Purple Gray Brown Pink | √ √ √ √ √ √ √ √ √ √ √ | |
| 2. | Phrases: Red flower Purple grapes Pink bag Blue T-shirt Black shoes, etc. | √ √ √ √ √ | |
| 3. | Questions: Do you like this green bag? * Yes, I do Does he like yellow shoes? * Yes, he does | √ √ √ √ √ √ | |

| | | | |
|--|-------------------------------|---|--|
| | Do you like blue T-shirt? | √ | |
| | * No, I do not | √ | |
| | Does she like pink flower? | √ | |
| | * No, She does not, etc. | √ | |

Mastered : 100%

Table 7 : Conclusion of Progress Report in 6th meeting

| No | Name | Mastered materials |
|-----------|----------------------|---------------------------|
| 1. | Hafidatus Ainiyah | 70% |
| 2. | Ari Bayu Endro | 60% |
| 3. | Agus Mulyono | 100% |
| 4. | Galang Tubagus Fawaz | 60% |
| 5. | Aprilina Eka Ruskiah | 70% |
| 6. | Achmad Nursabari | 100% |
| 7. | Didink Agustin | 100% |
| 8. | Endik Bagus Wiyanto | 70% |
| 9. | Faiz Rahmali | 60% |
| 10. | Gusti Nani Suwarni | 60% |
| 11. | Lyana Prihandini | 60% |
| 12. | Muchamad Jupandrio | 60% |
| 13. | Muhamad Nurfauzi | 50% |
| 14. | Muchamad Ismail | 60% |
| 15. | Nugroho Aji Sayogya | 100% |
| 16. | Reska Yudha Y | 100% |
| 17. | Yeni Deviyanti | 100% |
| 18. | Savira Ananti | 60% |
| | Average = | 75% |

Progress Report

Student's name : Ari Bayu Endro

Meeting : 7

Materials : Color

| No. | Target Materials | Can Answer | Cannot Answer |
|-----|---------------------------------|------------|---------------|
| 1. | Words: | | |
| | Red | √ | |
| | Yellow | √ | |
| | Green | √ | |
| | Blue | √ | |
| | Black | √ | |
| | White | √ | |
| | Orange | √ | |
| | Purple | √ | √ |
| | Gray | | √ |
| | Brown | | √ |
| | Pink | | |
| 2. | Phrases: | | |
| | Red flower | √ | |
| | Purple grapes | √ | |
| | Pink bag | √ | |
| | Blue T-shirt | √ | |
| | Black shoes, etc. | | |
| 3. | Questions: | | |
| | Please, show me green apple? | √ | |
| | * Sorry, I do not have it | √ | |
| | Show me your white book? | √ | √ |

| | | | |
|--|--|---|---|
| | * Sorry, I do not bring it?, etc. . | √ | √ |
|--|--|---|---|

Mastered : 88%

Progress Report

Student's name : Agus Mulyono

Meeting : 7

Materials :

| No. | Target Materials | Can Answer | Cannot Answer |
|-----|---|--|---------------|
| 1. | Words: Red Yellow Green Blue Black White Orange Purple Gray Brown Pink | √ √ √ √ √ √ √ √ √ √ | |
| 2. | Phrases: Red flower Purple grapes Pink bag Blue T-shirt Black shoes, etc. | √ √ √ √ √ | |
| 3. | Questions: Please, show me green apple? * Sorry, I do not have it Show me your white book? | √ √ √ √ | |

| | | | |
|--|--|---|--|
| | * Sorry, I do not bring it?, etc. . | √ | |
|--|--|---|--|

Mastered : 100%

Table 8 : Conclusion of Progress Report in 7th meeting

| No | Name | Mastered materials |
|-----------|----------------------|---------------------------|
| 1. | Hafidatus Ainiyah | 100% |
| 2. | Ari Bayu Endro | 88% |
| 3. | Agus Mulyono | 100% |
| 4. | Galang Tubagus Fawaz | 88% |
| 5. | Aprilina Eka Ruskiah | 100% |
| 6. | Achmad Nursabari | 100% |
| 7. | Didink Agustin | 100% |
| 8. | Endik Bagus Wiyanto | 100% |
| 9. | Faiz Rahmali | 88% |
| 10. | Gusti Nani Suwarni | 100% |
| 11. | Lyana Prihandini | 100% |
| 12. | Muchamad Jupandrio | 100% |
| 13. | Muhamad Nurfauzi | 88% |
| 14. | Muchamad Ismail | 88% |
| 15. | Nugroho Aji Sayogya | 100% |
| 16. | Reska Yudha Y | 100% |
| 17. | Yeni Deviyanti | 100% |
| 18. | Savira Ananti | 88% |
| | Average = | 96% |

Table 9 : Conclusion of Progress Report 2nd meeting-7th meeting

| No | Name | 2 nd Meeting | 3 rd Meeting | 4 th Meeting | 5 th Meeting | 6 th Meeting | 7 th meeting |
|-----|------------------|----------------------------|----------------------------|----------------------------|----------------------------|----------------------------|----------------------------|
| 1. | H.A | 20% | 30% | 50% | 60% | 70% | 100% |
| 2. | A.B.E | 10% | 20% | 40% | 50% | 60% | 88% |
| 3. | A.M | 100% | 100% | 100% | 100% | 100% | 100% |
| 4. | G.T.F | 10% | 20% | 40% | 50% | 60% | 88% |
| 5. | A.E.R | 20% | 30% | 60% | 60% | 70% | 100% |
| 6. | A.N | 20% | 30% | 50% | 100% | 100% | 100% |
| 7. | D.A | 20% | 30% | 60% | 100% | 100% | 100% |
| 8. | E.B.W | 20% | 30% | 50% | 60% | 70% | 100% |
| 9. | F.R | 20% | 30% | 50% | 50% | 60% | 88% |
| 10. | G.N.S | 20% | 30% | 50% | 60% | 60% | 100% |
| 11. | L.P | 20% | 30% | 50% | 50% | 60% | 100% |
| 12. | M.J | 20% | 30% | 50% | 50% | 60% | 100% |
| 13. | M.N | 10% | 20% | 40% | 50% | 50% | 88% |
| 14. | M.I | 20% | 20% | 50% | 60% | 60% | 88% |
| 15. | N.A.S | 100% | 100% | 100% | 100% | 100% | 100% |
| 16. | R.Y.Y | 20% | 100% | 100% | 100% | 100% | 100% |
| 17. | Y.D | 20% | 35% | 100% | 100% | 100% | 100% |
| 18. | S.A | 20% | 20% | 50% | 50% | 60% | 88% |
| | Average = | 27% | 37% | 60% | 69% | 75% | 96% |

Based on the data above, most of students had good progress in every meeting. On the other word, multisensory technique could improve the students' vocabulary achievement.