

CHAPTER III

RESEARCH METHOD

3.1 Development Model

The design of this study is Developmental Study. It is because the study is designed to develop the English material which can be applied in real education. In the end of the study, the product will be in the form of multimedia CD-ROM which is used as the media to improve the students' vocabulary. It can be used not only inside but also outside the school. The material is developed for the third grade of Primary School in Gresik (SD Muhammadiyah Manyar GKB).

In developing the material, the researcher must pass some steps. There are lots of instructional development models. One of them is using ADDIE Model which stands for Analysis, Design, Development, Implementation, and Evaluation.

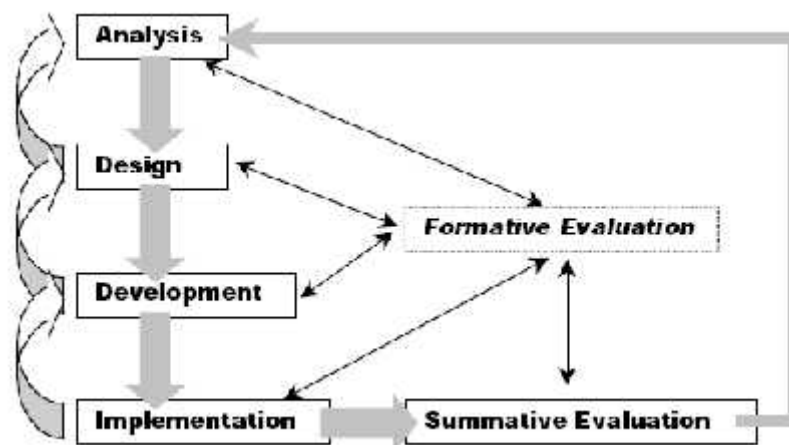
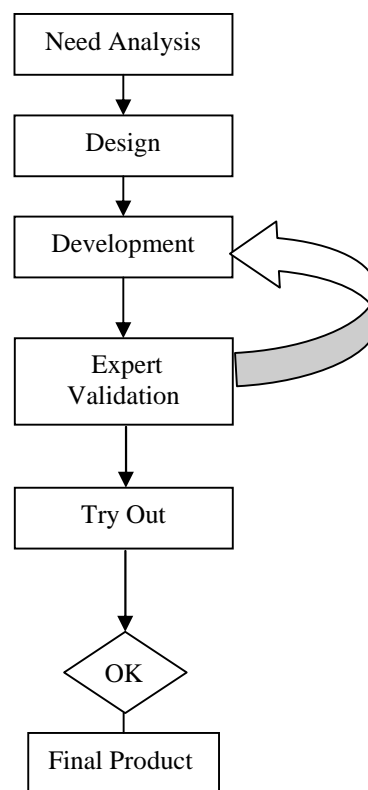


Figure 3.1 Steven J. McGriff's ADDIE Model

Then, the researcher thought that there should be some modification of Steven's ADDIE Model. The researcher tried to find other ADDIE Model which has been modified by other researchers and she found the appropriate one. That is modified Model in Arimurti (2007). The researcher chose that model because she thought that she is not an expert so she needs to validate the courseware to the Expert and she found it on modified model.



Modified ADDIE Model

3.2 Try Out Subject

The researcher took six students of the 3rd grade in SD Muhammadiyah Manyar GKB randomly as try out subject.

3.3 Instruments of Data Collection

The researcher used some instruments in collecting the data. Those were interview, checklist, and test. Interview has been done with the English teacher of the 3rd grade SD Muhammadiyah Manyar GKB. Checklist has been given to the expert. The test has been given to the 3rd grade students of SD Muhammadiyah Manyar GKB.

3.4 Procedure of Developing Vocabulary Material

3.4.1 Need Analysis

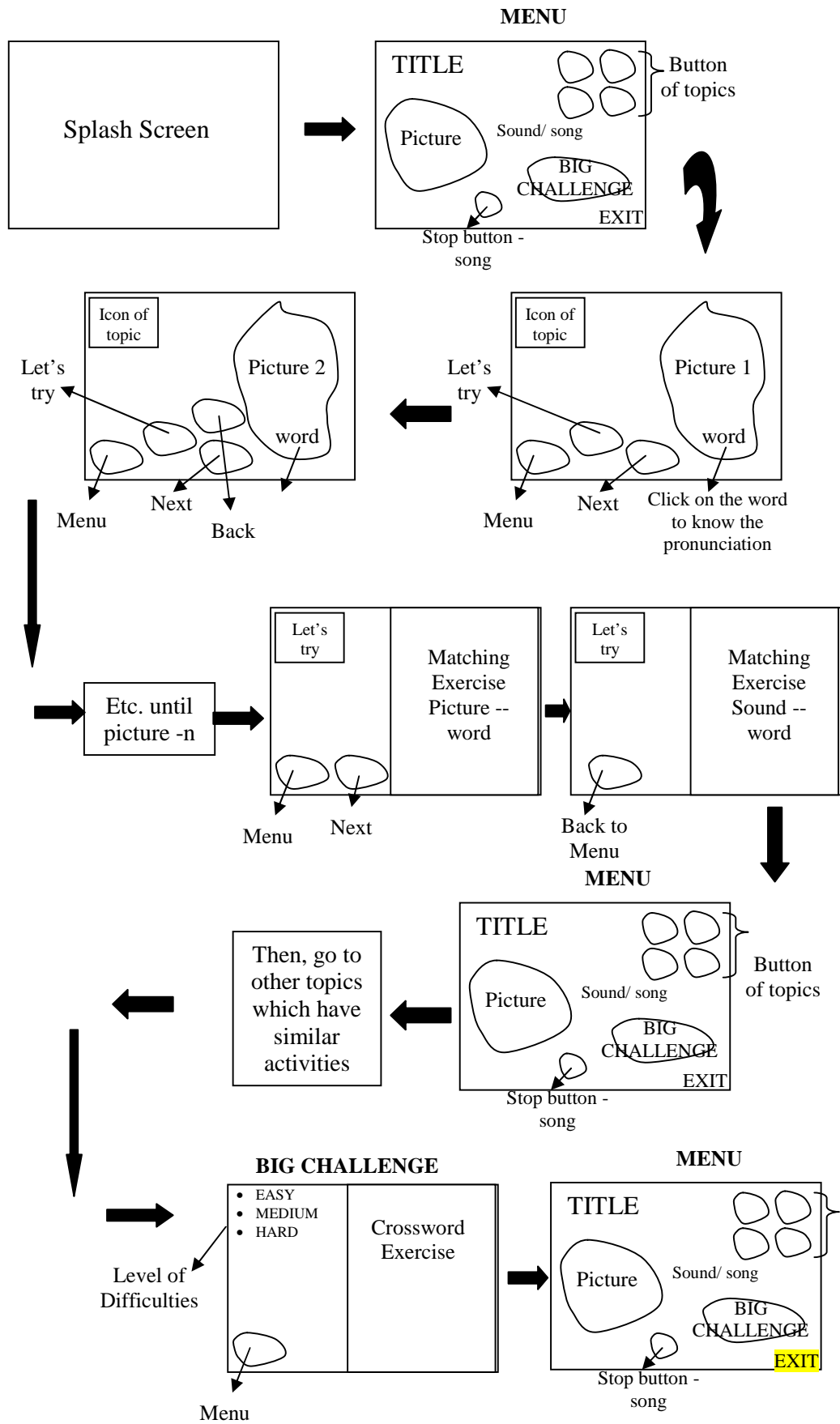
At the first, the researcher analyzed the need of the 3rd grade students of SD Muhammadiyah Manyar GKB. It is important to know the needs of the students so that the material could be developed appropriately for students. The material could be useful for the students' mastery in vocabulary. In analyzing the need, the researcher interviewed the English teacher to know teaching of English generally and on the 3rd grade. Then, she should know the syllabus, course book used, and the material taught to adapt the material so it could be matched.

Syllabus was the first important thing in composing the material. From syllabus, the researcher could see what materials taught. Then, she

listed those vocabularies used. After that, she began to make a draft or it called as flow chart. Further explanation would be in next step.

3.4.2 Design Instruction

After identifying the need of the students in vocabulary, the researcher designed the media by making a draft or flow chart of multimedia CD-ROM. In designing, the researcher developed it based on the students' need and syllabus. The researcher would not make the syllabus because the school has made it. The researcher only tried to apply the syllabus and material taught into multimedia CD-ROM. The researcher only focused on vocabulary because the researcher designed it specifically to help the third grade students in mastery vocabulary and also for other primary students as general. This media was also completed by audio, video, text, and animation which is expected could make the students interested in learning English. Here was the sample of draft or flow chart:



Flow Chart of Development

3.4.3 Developmental Material

The researcher developed the material in a form of multimedia CD-ROM. This media consisted of several activities; First, the students would be introduced with several vocabularies which is divided into some different topics. In each topic, the students would see some pictures which are completed by the way to pronounce it. For pictures and sounds, it will be taken from the authentic material.

Second part, the students were invited to try out their ability in recognizing certain vocabularies which they have learned before in part one by doing exercise. It could be in some ways such as crossword, matching word, or puzzle.

Third part is the last activity. It is such kind of final test whereas the students would do the test randomly. In each test, they would find vocabulary test from three topics. The topics will be selected from the syllabus. In some topics would be inserted a short video which is correlated to the topic tells about and it could be taken from authentic material and will be edited fit to the needs using several software.

3.4.4 Expert Validation

After the courseware has been finished, it should be validated to the expert. The expert would get a checklist of courseware so that the expert could give score and also comment and suggestion to the

courseware itself. The checklist consisted of some components; attractiveness, requirements, mechanics, content, and originality.

3.4.5 Development of Validation

When the expert validation was finished, the researcher will see the score and also comment suggestion, try to find which component that should be revised or might be developed more. Then, the researcher will begin to revise or develop more.

3.4.6 Try Out of Material

After finishing revision or development, the researcher will try the courseware out to the students. This test was in the form of multimedia CD-ROM. It was to know and check the result of the media whether it could be used as the media of learning vocabulary for the third grade students of Primary school or not. The researcher took six students randomly and the teacher helped the researcher to do the try out.

3.4.7 Revision of Material

After having the try out, there would be any revision that should be done in order to make this product completely can be used for the 3rd grade students. The revision would be done based on the expert's suggestion.

3.4.8 Final Product

This is the last step of developing this courseware. After having the revision, the final product in the form of multimedia CD-ROM was ready to be applied.