

SCHEDULE OF RESEARCH

DATE/TIME	TOPIC	ACTIVITY
24 th May 2012	Test	Pre test
28 th May 2012	My lovely Pets	Implementing the strategy
31 st May 2012	My lovely Pets	Implementing the strategy
7 th June 2012	My lovely Pets	Implementing the strategy
18 th June 2012	Test	Post test
21 th June 2012	-	Distributing the questionnaire

Appendix 1: Lesson Plan Meeting 1

Lesson Plan

School : SD Muhammadiyah Benjeng
 Subject : English
 Class/Semester: II/ 2
 Time : 2 X 35
 Meeting : I

Standard of Competence : To enable the students to communicate both oral and written with teacher and other students in simple English.

Based Competence :

1. Students able to understand and response to the teacher instruction about name of Pets
2. Students able to mention names of Pets

Indicators:

1. Students able to understand kinds of Pets
2. Students able to understand names of Pets

Materials : My Lovely Pets
 Topic : Kinds of Pets
 Technique : Lecture, Drill
 Activities :

- 1) Pre Activity (5 minutes)
 1. Teacher opens the class and greets the students
 2. Teacher checks the student's attendance lists
 3. Teacher stimulates students by giving question related to topic
 4. Teacher socializes the materials and the target of teaching and learning to the students
 5. Teacher Prepares the custom animation PowerPoint that will be used in teaching the topic
- 2) Whilst Activity

Activity 1

 1. Teacher distributes and pre teaches any new words related to names of pets
 2. Teacher show pictures on the Power Point and asks the students to pay attention carefully and remember the words showed in the PowerPoint.
 3. The students work in small group to discussing what the picture showed on the Power Point.
 4. The teacher asks the students to report what the name of the pictures showed on the PowerPoint.
 5. The teacher shows again to check the students answer.
 6. Finally, the teacher explains and drills the students to pronounce the name of Pets correctly one by one.

Activity 2

- A. Teacher prepares the pictures and the labels of Pets on the power point.
- B. Teacher asks the students to make small group and label the picture one by one. The first group can finish it is the winner.

Activity 3

- 1. Teacher gives quiz worksheet
 - 2. Teacher explains directions how to do the exercise.
- 3) Post Activity (10 minutes)
- 1. Teacher concludes the lesson and give motivation
 - 2. Teacher gives song about animals and pets then students sing a song together.
 - 3. Teacher closes the class.

Sources/Media :

Challenger (Student's worksheet book)	Notebook
LCD/Projector	Pictures of Pet

Gresik, 28th Mei 2012

Teacher

Teacher Partner


Yayuk Chasanah

Musaroh S.Pd


Acknowledgment

Headmaster of SD Muhammadiyah Benjeng

Muhib S.Pd

STUDENTS WORKSHEET**Name** : **Subject** : **English****Absent Number** : **Class** : **II**

1. It is a . . .



6. It is a . . .



2. It is a . . .



7. It is a . . .



3. It is a . . .



8. It is a . . .



4. It is a . . .



9. It is a . . .



5. It is a . . .



10. It is a . . .



KEY ANSWER

1. Snake
2. Goldfish
3. Dog
4. Mouse
5. Pigeon
6. Cat
7. Iguana
8. Pony
9. Cock
10. Goat

Lesson Plan meeting 2

Lesson Plan

School : SD Muhammadiyah Benjeng
 Subject : English
 Class/Semester : II/ 2
 Time : 2X 35
 Meeting : II

Standard of Competence : To enable the students to communicate both oral and written with teacher and other students in simple English.

Based Competence :

1. Students able to understand and response to the teacher instruction about name of Pets
2. Students able to mention names of Pets

Indicators:

1. Students able to understand kinds of Pets
2. Students able to understand names of Pets

Materials : My Lovely Pets
 Topic : Kinds of Pets
 Technique : Lecture, Drill
 Activities :

Pre Activity (5 minutes)

1. Teacher opens the class and greets the students
2. Teacher checks the student's attendance lists
3. Teacher gives questions relate to names of Pets from previous meeting.
4. Teacher socializes the materials and the target of teaching and learning to the students
5. Teacher Prepares the LCD and custom animation PowerPoint that will be used in teaching the topic.

Whilst Activity

Activity 1:

1. Teacher asks the students to remember and comprehend the words showed on the Power Point.
2. The teacher mentions the names of pets one by one, and the students have to repeat it.

Activity 2

1. The teacher asks the students to mention kind of pets.

2. The teacher mentions the meaning of the words of pets and teaches how to spell it correctly. Then the students have to come forward one by one to mention the words of pets and practice it.
3. Students come forward one by one

Activity 3

1. Teacher gives quiz worksheet
2. Teacher explains how to do the exercise

Post Activity

1. The teacher reviews the lesson by asking the students to mention kinds of pets.
2. Teacher asks the students about the problems they found.
3. Teacher closes the class.

Sources/Media: Challenger (Student's worksheet book) Notebook
 LCD/Projector Pictures of Pets

Teacher

Gresik, 31st May 2012
Teacher Partner

Yayuk Chasanah

Musaroh S.Pd

Acknowledgment

Headmaster of SD Muhammadiyah Benjeng

Muhib S.Pd

STUDENTS WORKSHEET

Name : **Subject** : **English**

Absent Number : **Class** : **II**

Direction: Match the words with the pictures!

1. Duck

a.



2. Hamster

b.



3. Rabbit

c.



4. Frog

d.



5. Frog

e.



6. Canary

f.



7. Guinea Pig

g.



8. Parrot

h.



9. Monkey

i.



10. Lizard

j.



KEY ANSWER

1. Canary
2. Turtle
3. Lizard
4. Guinea Pig
5. Duck
6. Rabbit
7. Monkey
8. Hamster
9. Parrot
10. Frog

Lesson Plan Meeting 3

Lesson Plan

School : SD Muhammadiyah Benjeng
 Subject : English
 Class/Semester : II/ 2
 Time : 2X 35
 Meeting : III

Standard of Competence : To enable the students to communicate both oral and written with teacher and other students in simple English.

Based Competence :

3. Students able to understand and response to the teacher instruction about name of Pets
4. Students able to mention names of Pets

Indicators:

3. Students able to understand kinds of Pets
4. Students able to understand names of Pets

Materials : My Lovely Pets
 Topic : Kinds of Pets
 Technique : Lecture, Drill
 Activities :

Pre Activity (5 minutes)

1. Teacher opens the class and greets the students.
2. Teacher checks the student's attendance lists.
3. Teacher gives questions relate to names of Pets from previous meeting.
4. Teacher socializes the materials and the target of teaching and learning to the students.
5. Teacher Prepares the LCD and custom animation PowerPoint that will be used in teaching the topic.

Whilst Activity

Activity 1:

1. Teacher asks the students to remember and comprehend the words showed on the PowerPoint.
2. The teacher gives some pictures of Pets on the PowerPoint.

Activity 2

1. The teacher gives example a simple sentence based on the pictures showed on the power point.

2. The teacher asks the students to choose their lovely Pets.
3. Then, students must come to front of class for pronouncing the words showed on the power point and write a simple sentence on power point.

Activity 3

- Teacher gives quiz worksheet
- Teacher explains how to do the exercise

Post Activity

1. The teacher reviews the lesson by asking the students to mention kinds of pets.
2. Teacher asks the students about the problems they found.
3. Teacher closes the class.

Sources/Media: Challenger (Student's worksheet book) Notebook

Pictures

LCD/Projector

Gresik, 7th June 2012

Teacher

Teacher Partner

Yayuk Chasanah

Musaroh S.Pd

Acknowledgment

Headmaster of SD Muhammadiyah Benjeng

Muhib S.Pd

STUDENTS WORKSHEET III

Name : Subject : English

Absent Number : Class : II

Direction: Fill in the blank!

- | | | | | | |
|-----|---|----------------------------------|-----|--|---------------------------|
| 1. |  | What is this?
This is a . . . | 11. |  | What is it? It is a . . . |
| 2. |  | I like a . . . | 12. |  | My uncle buys a . . . |
| 3. |  | Please, take my. . . | 13. |  | It's a funny . . . |
| 4. |  | A . . . lives in water | 14. |  | The . . . can fly |
| 5. |  | I hate a . . . | 15. |  | I don't like . . . |
| 6. |  | They are three . . . | 16. |  | Is it . . .? Yes, it is |
| 7. |  | Do you have . . . ? | 17. |  | My grandfather has . . . |
| 8. |  | Is it a Cat? No, it is . . . | 18. |  | Do you have. . .? |
| 9. |  | I have a . . . at home. | 19. |  | What is that? That is a |
| 10. |  | There is a . . . on the bed. | 20. |  | It is a strong . . . |

KEY ANSWER

1. Cat
2. Rabbit
3. Hamster
4. Goldfish
5. Mouse
6. Parrots
7. Cock
8. Dog
9. Turtle
10. Guinea Pig
11. Snake
12. Pigeon
13. Monkey
14. Canary
15. Frog
16. Iguana
17. Duck
18. Goat
19. Lizard
20. Pony

Appendix 2

Name	:	Subject	: English
Absent Number	:	Class	: II

Pre Test Item

Choose the correct answer by crossing (X) a, b, c, or d! (Pilih salah satu jawaban yang benar dengan memberi tanda silang a, b, c, atau d!)

1. What is it? It is a...



- a. Snake c. Lizard
b. Goldfish d. Iguana

b. Canary d. Goldfish

8. Agil : Do you see . . . ?



Ana : yes, I do

- a. Frog c. Goldfish
b. Lizard d. Iguana

2. Is this a... ? Yes this is.



- a. Cat c. Dog
b. Rabbit d. Hamster

9. I have a . . .



- a. Dog c. Goat
b. Rabbit d. Pony

3. Ara : Do you like ...?

Duta : Yes, I do.



- a. Rabbit c. Hamster
b. Dog d. Cat

10. Do you have . . . ?



- a. Snake c. Lizard
b. Iguana d. Goldfish

4. What are these? These are two...



- a. Dogs c. Rabbits
b. Cats d. Lizards

11. These are three. . .



- a. Parrots c. Lizards
b. Canaries d. Snakes

5. Nina: It is a hamster?

Dita : No, it is not. It is a...



- a. Cat c. Lizard
b. Iguana d. Frog

12. I buy a . . .




- a. Cock c. Duck
b. Goldfish d. Dog

7. They are three. . .



- a. Parrots c. Iguanas

13. It's a funny. . .



- a. Cat c. Hamster

b. Monkey d. Lion

14. Nita : Is it a . . . ?

Ayu : Yes, it is.



- a. Lizard c. Iguana
b. Turtle d. Goldfish

15. There is a . . . in the house.



- a. Mouse c. Rabbit
b. Hamster d. Cat

16. My father has a . . .



- a. Goldfish c. Iguana
b. Lizard d. Snake

17. We love a . . .



- a. Mouse c. Guinea pig
b. Cat d. Rabbit

18. Vika : Do you have . . . ?

Rino : Yes, I have.



- a. Dog c. Duck
b. Goat d. Monkey

19. What is this? This is a . . .



- a. Cock c. Duck
b. Cat d. Hamster

20. The . . . can fly.



- a. Canary c. Cock
b. Parrot d. Pigeon

KEY ANSWER

1. B
2. C
3. A
4. B
5. D
6. C
7. A
8. D
9. D
10. C
11. B
12. C
13. B
14. B
15. A
16. D
17. C
18. B
19. A
20. D

Appendix 3

Post Test Item

Name :
Absent Number : Subject : English
Class : II

Choose the correct answer by crossing (X) a, b, c, or d! (Pilih salah satu jawaban yang benar dengan memberi tanda silang a, b, c, atau d!)

1. What is it? It is a...



- a. Cat c. Hamster
b. Dog d. Rabbit

b. Rabbits d. Cats

8. We have a . . .



- a. Duck c. Frog
b. Cock d. Parrot

2. My father has . . .



- a. Lizard c. Snake
b. Iguana d. Frog

9. I keep a . . . at home.



- a. Frog c. Goldfish
b. Lizard d. Iguana

3. Ima : Do you like . . . ?

Kiki : Yes, I do.



- a. Iguana c. Lizard
b. Goldfish d. Snake

10. They are three . . .



- a. Ducks c. Pigeons
b. Canaries d. Cocks

4. What are they? They are . . .



- a. Parrots c. Ducks
b. Canaries d. Pigeons

11. This is a . . .



- a. Duck c. Pigeon
b. Parrot d. Cock

5. Nina: It is a snake?

Dita : No, it is not. It is a . . .



- a. Cat c. Lizard
b. Iguana d. Snake

12. Do you have . . . ?



- a. Hamster c. Pony
b. Goat d. Dog

6. I don't like . . .



- a. Hamster c. Rabbit
b. Dog d. Mouse

Rino : Yes, I do.



- a. Goat c. Pony
b. Dog d. Monkey

7. What are these? These are two. . .



- a. Hamsters c. Dogs

14. What is that? That is a . . .



- a. Canary c. Parrot

b. Duck d. Pigeon

15. There is a . . . on my bedroom



- a. Mouse c. Rabbit
b. Hamster d. Cat


16. Ayu : Sinta, what is this?

Sinta : This is a . . .



- a. Cat c. Rabbit
b. Dog d. Hamster

17. It's a funny . . .



- a. Dog c. Duck
b. Goat d. Monkey

18. What is this? This is a . . .



- a. Snake c. Iguana
b. Lizard d. Goldfish

19. Nita : Is it a . . . ?

Ayu : Yes, it is



- a. Cock c. Turtle
b. Lizard d. Hamster

20. I see a . . . at home.



- a. Guinea pig c. Rabbit
b. Cat d. Mouse

KEY ANSWER

1. D
2. C
3. B
4. A
5. C
6. D
7. D
8. B
9. A
10. B
11. A
12. C
13. A
14. D
15. B
16. B
17. D
18. C
19. C
20. A

Appendix 4

The Students' Score of Pre Test and Post Test

No	Students	Scores			
		Pre Test	Note	Post Test	Note
1.	Amelia P.H.	70	Successful	90	Successful
2.	Aulia Estri M.S.	75	Successful	95	Successful
3.	Aulia Nandina S.	55	Failed	85	Successful
4.	Badril M.M.	55	Failed	80	Successful
5.	Duta F.Q.	90	Successful	100	Successful
6.	Dwi Nur Halimah	50	Failed	90	Successful
7.	Dwi Nur Halizah	75	Successful	85	Successful
8.	Elvira R.I.	70	Successful	95	Successful
9.	Esa N.S.	85	Successful	100	Successful
10.	Illiyyin R. Raafi'id	50	Failed	85	Successful
11.	M Ghiffair R	55	Failed	80	Successful
12.	M. Faisal Mahendra	65	Successful	90	Successful
13.	M.T. Tammam	50	Failed	90	Successful
14.	Nauval Rayyana	50	Failed	85	Successful
15.	Rangga A.	55	Failed	90	Successful
16.	Surya Bintang	55	Failed	85	Successful
17.	M. Zakariyah	50	Failed	80	Successful
18.	Firdha	50	Failed	80	Successful
	Average	61,38		88	

Appendix 5

The Observation sheet of the Teacher's Performances

Subjects : The second grade of SD Muhammadiyah Benjeng

Cycle/Meeting: 1/ I

Day/Date : Monday, 28th May 2012

Time : 07.00 – 08. 10 WIB

Lesson Plan	Descriptions	Meeting 1
Pre Activity	Teacher opens the class and greets the students	3
	Teacher checks the student's attendance lists	4
	Teacher socializes the materials and the target of teaching and learning to the students	3
	Teacher prepares the LCD custom animation Power Point that will be used in teaching the topic	3
Whilst Activity	Teacher introduces custom animation power point to the students.	3
	Teacher distributes and pre teaches any new words related to names of pets	3
	Teacher shows the topic that will learned. The topic is about lovely Pets.	4
	Teacher asks the students to guess about what the pictures are.	4
	Teacher shows pictures on the Power Point and asks the students to pay attention carefully and remember the words showed in the Power Point.	3
	Teacher mentions kinds of pets.	3
	The teacher asks the students to report what the names of the pictures showed on the Power Point	3
	The teacher checks and corrects the students' answer.	3
	The teacher explains and drills the students to pronounce the name of Pets correctly one by one.	4
	Teacher prepares the pictures and the labels of Pets on the power point.	4
	Teacher asks the students to make small group and label the picture one by one.	3
	Teacher gives quiz worksheet	2
	Teacher explains directions how to do the exercise. and discus together	3

	The teacher can manage the time allotment in teaching learning process efficiently.	3
Post Activity	Teacher concludes the lesson and gives motivation.	3
	Teacher gives song about animals and pets then students sing a song together.	2
	Teacher closes the class	3
Total		78, 57%

The percentage of the teacher's performance in the class:

Meeting I: 78, 55%

Note :	Categories :
0 : No activity teacher does	0% - 40% : Very poor
1 : A few of activity teacher does	41%-55% : poor
2 : A half of activity teacher does	56%-70% : fair
3 : Most of activity teacher does	71% - 85% : good
4 : All of activity teacher does	86% - 100% : very good

Teacher

Observer

Yayuk Chasanah

Musarof S.Pd

The Observation sheet of the Teacher's Performances

Subjects : The second grade of SD Muhammadiyah Benjeng
 Cycle/Meeting: 1/ II
 Day/Date : Thursday, 31th May 2012
 Time : 07.00 – 08. 10 WIB

Lesson Plan	Descriptions	Meeting II
Pre Activity	Teacher opens the class and greets the students	3
	Teacher checks the student's attendance lists	3
	Teacher gives question related the name of pets in the first meeting	4
	Teacher socializes the materials and the target of teaching and learning to the students	3
	Teacher prepares the LCD and custom animation Power Point that will be used in teaching the topic	3
Whilst Activity	Teacher asks the students to remember and comprehend the words showed on the Power Point.	3
	The teacher mentions the names of pets one by one	4
	The teacher asks the students to mention kinds of pet.	3
	The teacher pronounces the words of pets, and asks the students to repeat it.	4
	The teacher asks the students to pronounce the words of pets showed in the power point in front of class	3
	The teacher mentions the meaning of the words of pets and teaches how to spell it correctly.	4
	Teacher asks the students to mention the meaning of the names of pets that the teacher chooses it for the students	4
	The teacher corrects the students' answer in mentioning the meaning of pets	3

	Teacher helps students in comprehending the word of pets and pronouncing the words of pets correctly	3
	Teacher gives quiz worksheet	4
	Teacher explains how to do the exercise and discuss the worksheet	3
	The teacher can manage the time allotment in teaching learning process efficiently.	4
Post Activity	The teacher reviews the lesson by asking the students to mention kinds of pets.	3
	Teacher asks the students about the problems they found.	4
	Teacher answers the students' question clearly.	4
	Teacher closes the class.	3
Total		85, 71%

The percentage of the teacher's performance in the class:

Meeting II : 85%

Note :

- 0 : No activity teacher does
 1 : A few of activity teacher does
 2 : A half of activity teacher does
 3 : Most of activity teacher does
 4 : All of activity teacher does

Categories :

- 0% - 40% : Very poor
 41%-55% : poor
 56%-70% : fair
 71% - 85% : good
 86% - 100% : very good

Teacher

Observer

Yayuk Chasanah

Musarof S.Pd

The Observation sheet of the Teacher's Performances

Subjects : The second grade of SD Muhammadiyah Benjeng
 Cycle/Meeting : 1/ III
 Day/Date : Thursday, 7th June 2012
 Time : 07.00 – 08. 10 WIB

Lesson Plan	Descriptions	Meeting III
Pre Activity	Teacher opens the class and greets the students	4
	Teacher checks the student's attendance lists	3
	Teacher gives question related the name of pets in the previous meeting	4
	Teacher socializes the materials and the target of teaching and learning to the students	3
	Teacher prepares the LCD and custom animation Power Point that will be used in teaching the topic	4
Whilst Activity	Teacher asks the students to remember and comprehend the words showed on the Power Point.	3
	The teacher gives some pictures of Pet on the Power Point.	4
	The teacher gives example a simple sentence based on the pictures showed on the power point.	4
	The teacher asks the students to choose their lovely Pet.	3
	The teacher asks the students to pronounce the words of pets that they choose	4
	The teacher asks the students to make a simple sentence based on the words of their lovely pets	3
	Teacher asks the students to come forward for writing a simple sentence by typing using notebook and other students can see in the power point.	4
	The teacher asks the students to read a simple sentence of their lovely pet	4
	The teacher corrects the students answer in pronouncing the words of their lovely pet, writing and reading a simple sentence of their lovely pet	4

	Teacher gives quiz worksheet	4
	Teacher explains how to do the exercise and discuss the worksheet	4
	The teacher can manage the time allotment in teaching learning process efficiently.	4
Post Activity	The teacher reviews the lesson by asking the students to mention kinds of pets.	4
	Teacher asks the students about the problems they found.	3
	Teacher answers the students' question clearly.	4
	Teacher closes the class.	4
Total		92,86%

The percentage of the teacher's performance in the class:

Meeting III: 92, 86%

Note :

- 0 : No activity teacher does
 1 : A few of activity teacher does
 2 : A half of activity teacher does
 3 : Most of activity teacher does
 4 : All of activity teacher does

Categories :

- 0% - 40% : Very poor
 41%-55% : poor
 56%-70% : fair
 71% - 85% : good
 86% - 100% : very good

Teacher

Observer

Yayuk Chasanah

Musarof S.Pd

Appendix 6

The observation of students' performance

Subjects : The second grade of SD Muhammadiyah Benjeng
Cycle/Meeting : 1/ I, II, III
Day/Date : Monday, 28th May 2012, Thursday, 31th May 2012,
 Thursday, 7th June 2012
Time : 07.00 – 08. 10 WIB

Lesson Plan	Description	Meeting		
		I	II	III
Pre activity	a. Students respond the teacher's greeting.	2	3	4
	b. Students do not complain when the teacher told that today's material is vocabulary mastery.	3	4	4
Whilst Activity	a. Students pay attention to the teacher's explanation.	3	3	4
	b. Students listen to the teacher's explanation.	2	3	3
	c. Students ask the questions to the teacher about the vocabulary words that they don't know.	3	4	3
	d. Students answer the teacher's question about material.	4	3	4
	e. Students guess the names of pictures showed on the power point.	4	4	4
	f. Students guess the names of pictures showed on the power point.	3	3	4
	g. Students repeat the words of Pets after the teacher pronounce.	2	3	4
	h. Students pronounce the words of Pets that showed on the power point.	2	3	3
	i. Students mention the meaning of pets in Indonesia,	3	3	3
	j. Students write the names of Pets that showed on the power point.	3	3	3
	k. Students make a simple sentence related with the words of pets.	3	3	4
Post activity	a. Students do not complain in teacher instruction and do the teacher's instruction.	3	4	4
Total		71,	80,	91%

Point		42%	35%	
--------------	--	------------	------------	--

The percentage of the students' performance in the class:

Meeting 1 : 71, 42%

Meeting II : 80, 35%

Meeting III : 91%

Note :

0 : No students do

1 : A few of students do

2 : A half of students do

3 : Most of students do

4 : All of students do

Categories :

0% - 40% : Very poor

41%-55% : poor

56%-70% : fair

71% - 85% : good

86% - 100% : very good

Teacher

Observer

Yayuk Chasanah

Musarof S.Pd

Appendix 7**QUESTIONNAIRE****SD MUHAMMADIYAH BENJENG**

Pilihlah Salah Satu jawaban yang sesuai dengan pendapat kalian masing-masing dengan memilih jawaban a, atau b pada huruf yang tersedia!

1. Apakah kamu suka belajar kosa kata bahasa inggris?
1. Ya b. Tidak
2. Apakah kamu mempunyai cara belajar kosa kata bahasa inggris?
a. Ya b. Tidak
3. Apakah kamu pernah tahu apa itu animasi power point?
a. Ya b. Tidak
4. Apakah kamu senang dan bersemangat belajar kosakata bahasa inggris menggunakan animasi power point?
1. Ya b. Tidak
5. Apakah kamu menjadi bisa belajar kosakata bahasa inggris setelah menggunakan animasi power point?
1. Ya b. Tidak
6. Apakah animasi power point membuat kamu mudah untuk memahami kosa kata bahasa inggris?
a. Ya b. Tidak
7. Apakah belajar kosakata bahasa inggris menggunakan animasi power point membuat suasana kelas lebih menyenangkan?
a. Ya b. Tidak
8. Apakah belajar kosakata bahasa inggris menggunakan animasi power point sulit dipahami?
a. Ya b. Tidak
9. Apakah kamu ingin belajar kosa kata bahasa inggris menggunakan animasi power point di waktu yang akan datang?
1. Ya b. Tidak

Appendix 8

The analysis of the Result of the Questionnaire

Students	Questions																	
	1		2		3		4		5		6		7		8		9	
	Y	N	Y	N	Y	N	Y	N	Y	N	Y	N	Y	N	Y	N	Y	N
1. APH	V		V			V	V		V		V		V			V		X
2. AMS		X		X		V	V		V		V		V			V	V	
3. ANS		X	V			V	V		V		V		V			V	V	
4.BMM		X		X		V		X	V		V			X		V	V	
5. DFQ	V			X		V	V		V		V		V		X		V	
6. DNH		X		X		V	V		V		V		V			V	V	
7. DNH		X		X		V	V		V		V		V			V	V	
8.ERI		X		X		V	V		V		V		V			V	V	
9. ENS		X	V			V	V		V		V		V			V	V	
10. IRR	V			X		V	V			X		X	V			V		X
11 MGR		X		X		V	V		V		V			X		V	V	
12.MFH	V			X		V	V		V		V		V			V	V	
13.MTM		X		X		V	V		V		V			X		V		X
14.NR		X		X		V	V		V		V		V			V	V	
15.RA		X		X		V	V			X	V		V			V	V	
16.SB		X		X		V	V		V		V		V		X		V	
17.MZ		X		X		V		X	V		V		V			V		X
18. F		X		X		V		X	V		V		V		X		V	

Note :

Y : Yes (V)

N : No (X)

1. Question 1

$$Y = 4/18 \times 100\% = 22\%$$

$$N = 14/18 \times 100\% = 78\%$$

2. Question 2

$$Y = 3/18 \times 100\% = 17\%$$

$$N = 15/18 \times 100\% = 83\%$$

3. Question 3

$$Y = 0/18 \times 100\% = 0\%$$

$$N = 18/18 \times 100\% = 100\%$$

4. Question 4

$$Y = 15/18 \times 100\% = 83\%$$

$$N = 3/18 \times 100\% = 17\%$$

5. Question 5

$$Y = 16/18 \times 100\% = 89\%$$

$$N = 2/18 \times 100\% = 11\%$$

6. Question 6

$$Y = 17/18 \times 100\% = 94\%$$

$$N = 1/18 \times 100\% = 6\%$$

7. Question 7

$$Y = 15/18 \times 100\% = 83\%$$

$$N = 3/18 \times 100\% = 17\%$$

8. Question 8

$$Y = 3/18 \times 100\% = 17\%$$

$$N = 15/18 \times 100\% = 83\%$$

9. Question 9

$$Y = 14/18 \times 100\% = 88\%$$

$$N = 4/18 \times 100\% = 22\%$$

Appendix 9: Appendix: Diary Journal of the Teacher

The diary journal was made to record all the activities in the classroom to investigate the real problems faced by the students and the teacher during the process of teaching learning. This recording was started on 24th May 2012 to 21th June 2012. At 24th May 2012, I gave pre test to the students. The result of the recording was presented as follows:

Before conducting the research, I gave pre test to the students of second grade of SD Muhammadiyah Benjeng in the form of multiple choices. I came in the class with the teacher partner. I opened the class by greeting them and checked the attendant list. I told them that they would learn English using custom animation power point in the following meeting. I finally closed the class and motivated them to always study English. It was the activity in the pre test.

The data below was the result of the teacher's observation noticed in the teacher's diary journal. The observation was taken from 28th May 2012- 7th June 2012. The implementation was described below:

Meeting 1 (28th May 2012)

On the first meeting, I came to the classroom with the teacher partner. The classroom situation was crowded. Some of the students came forward and talked each other. I finally opened the class and greeted the students loudly. Then I checked the attendant list. There was no students who absent today. I reminded them that today they would learn English using custom animation power point. Most of them said that "Asyik", "Horee", and they showed the expression that they wanted to know the media soon. Before starting learn by using custom animation power point, I

stimulated the students by giving some question related to the topic; as like “do you have pet at home?”, what is your lovely pet?”, etc. Most of them answer the teacher questions but there were few students only kept silent.

In the whilst activity, I divided the students in a small group. It consisted of six students. Some of them complained about the group because they could not choose their own groups. I distributed and pre taught any words related to the name of pets. Then I showed the custom animation power point. I asked them to paid attention carefully the words showed in the power point. I told them to discuss with their group anything related to what the pictures were and what the meaning of the words. After knowing the pictures of pets in the power point, they had to report the result of the discussion. At the beginning, most of them were little bit shy to speak. Therefore, I stimulated them by giving some questions. Finally, they tried to speak. The next activity was doing labeling game. I gave each group some pictures in an envelope and labeling paper. They did it in the same groups. Some of the students fought for paste the picture to the label. Finally, I explained that they were in one group so every student had a chance to paste the picture. They had to compete to be the winner. The result showed that the winner was the first group. The next activity, I gave them quiz about pets. Few of the students complained when I gave the sheet because they told that English was difficult.

As the post activity, I gave opportunity for them to ask related to the topic or the problem they had. Only half of the students did it. Finally, I concluded the lesson and encouraged them to keep spirit joining the class. Then I asked them to sing an animal song together and closed the class.

Meeting 2 (31 May 2012)

On this second meeting, I came with the teacher again. The class was still crowded but it less than before. As usual, I opened the class, greeted the students, and checked the attendant list. No one was absent today. They looked fresh than the first meeting. I gave them some questions related to the previous meeting. Most of them tried to answer the teacher's questions. They were not being patient to study vocabulary with custom animation power point. Then teacher socialized the materials and the target of teaching and learning to students.

In whilst teaching, I asked the students to remember kinds of pets they learned in the first meeting. Some of the students tried to remember and said the words they learned in the first meeting and talk with their friends. Some students mentioned kinds of pets correctly. Others student mentioned the words incorrectly. I corrected the students who mention incorrectly. After that I showed kinds of pets in custom animation power point again. I mentioned the names of pets one by one, and the students have to repeat it. The students were enthusiastic to look at kinds of pets in custom animation power point.

The next activity, I asked the students to mention the words of kinds of pets that I taught in the power point. Then I asked them about the meaning of the words showed in the power point. "Do you know guys, what is the meaning of pigeon? Some students tried to answer and mentioned "*the meaning of pigeon is burung merpati*". I also teach how to spell it correctly. Then the students had to come forward one by one to mention the words of pets and practiced it. After that, I gave quiz worksheet to the students. Some of the students complained that they were bored to

do the worksheet. But, I stimulated them by showing game on the power point and the students done the worksheet well.

In post teaching, I reviewed them by asking the students to mention kinds of pets. I asked the students about the problems they found. Then, I closed the class.

Meeting III (7th June 2012)

This was last meeting. I came to the class with the teacher partner again. I was surprised that saw the students kept silent and sat neatly. As usual, I opened the class, greeted the students, and checked the attendant list. No one was absent today. I gave questions relate to names of Pets from previous meeting. Every student was very enthusiastic to answer the teacher's questions. I socialized the materials and the target of teaching and learning to the students.

In whilst teaching, I asked the students to remember and comprehend the words showed on the PowerPoint. Then, I gave some pictures of Pets on the Power Point. I gave example a simple sentence based on the pictures showed on the power point. I asked the students to choose their lovely Pets. Then, students must come to front of class for pronouncing the words showed on the power point and write a simple sentence on power point. I also gave quiz worksheet and explained how to do the exercise.

In post teaching, I reviewed the lesson by asking the students to mention kinds of pets. II asked the about the problems they found. I talked that this was last meeting in learning vocabulary and finally I closed the class.

After finishing the implementation of custom animation power point on 18th June 2012 I gave the students post test. It was in the form of multiple choices. I came to the class with the teacher partner. The next activity was I distributed the questionnaire to the students on 21th June 2012.

Appendix 10

Teacher's Partner Field Notes

Cycle 1

The field note was a note written by the teacher partner to write down all activities which wasn't mentioned in the observation list. It was also used for teacher partner to give comments and suggestions.

The teacher partner wrote this field note when the teacher delivered the material to the students. Every time the teacher came to the classroom, the teacher partner joined the class and wrote all the incidents that happened in the class. The field notes started on 28th May 2012 to 7th June 2012.

The data below was the result of the teacher partner's observation during the implementation of custom animation power point in the class. The data was written in the field notes. The result of the teacher's partner field notes will be presented as below.

Meeting 1 (28th May 2012)

It was the first meeting when the teacher partner came to the class with the teacher. Teacher partner saw the situation of the classroom was crowded. Some of the students came forward and talked each other. The teacher opened the class and

greeted the students loudly. Then the teacher checked the attendant list. There was no students who absent today. The teacher reminded students that today they would learn English using custom animation power point. Most of the students showed the expression that they would like to know about that and said “*Horee and asyik*”. The students were very enthusiastic, because this was the first time they known and use this media for learning English. The teacher stimulated the students by giving some question related to the topic; as like “do you have pet at home?”, what is your lovely pet?”, etc. Most of them answer the teacher questions but there were few students only kept silent.

The next activity was whilst activity. In this activity the teacher divided the students in a small group. Then, the teacher distributed and pre taught any words related to the name of pets. The teacher opened the media and showed the custom animation power point. The students paid attention carefully the words showed in the power point. They looked the teacher’s explanation from the custom animation power point. The students looked in happy. The teacher done some activities in teaching such as teacher told the students to discuss with their group anything related to what the pictures were and what the meaning of the words. After knowing the pictures of pets in the power point, they had to report the result of the discussion. In this activity, the students were little bit shy to speak. But, the teacher stimulated them by giving some questions. The students tried to answer. Finally, they tried to speak.

The next activity was doing labeling game. The teacher gave each group some pictures in an envelope and labeling paper. They did it in the same groups. Some of

the students fought for paste the picture to the label. The teacher explained that they were in one group so every student had a chance to paste the picture. They had to compete to be the winner. The result showed that the winner was the first group. In this activity, the students showed the enthusiasm in studying English. The next activity, the teacher gave them quiz about pets. Few of the students complained when the teacher gave the sheet because they told that English was difficult.

As the post activity, teacher gave opportunity for them to ask related to the topic or the problem they had. Only half of the students did it. Then, teacher concluded the lesson and encouraged them to keep spirit joining the class. The teacher asked them to sing an animal song together and closed the class.

Meeting 2 (31 May 2012)

It was the second meeting when the teacher partner came to class with the teacher again. The class was still crowded but it less than before. As usual, the teacher opened the class, greeted the students, and checked the attendant list. No one was absent today. They looked fresh than the first meeting. The teacher gave them some questions related to the previous meeting. Most of them tried to answer the teacher's questions. They were not being patient to study vocabulary with custom animation power point. Then teacher socialized the materials and the target of teaching and learning to students. In this activity the students were more enthusiastic.

In whilst teaching, the teacher asked the students to remember kinds of pets they learned in the first meeting. Some of the students tried to remember and said the words they learned in the first meeting and talk with their friends. Some students

mentioned kinds of pets correctly. The teacher corrected the students who mention incorrectly. After that I showed kinds of pets in custom animation power point again. I mentioned the names of pets one by one, and the students have to repeat it. The students were enthusiastic to look at kinds of pets in custom animation power point. In this activity the teacher partner thought that the teacher could manage the time well enough than the first meeting.

Next activity, the teacher asked the students to mention the words of kinds of pets that I thought in the power point. In this case, the teacher asked them about the meaning of the words showed in the power point. “Do you know guys, what is the meaning of pigeon? Some students answered correctly. After that the teacher continued to teach about how to pronounce and spell the words of pets correctly. Then the students had to come forward one by one to mention the words of pets and practiced it. After the activity, the teacher gave quiz worksheet to the students. Some of the students complained that they were bored to do the worksheet. But, the teacher tried to stimulate them by showing game on the power point. Finally, the students did the worksheet well.

In post teaching, the teacher reviewed them by asking the students to mention kinds of pets. The teacher asked the students about the problems they found. Then, the teacher closed the class.

Meeting III (7th June 2012)

This was last meeting that the teacher partner came to the class with the teacher again. In this meeting, most of the students kept silent and sat neatly. They

also looked so fresh and very enthusiastic. As usual, the teacher opened the class, greeted the students, and checked the attendant list. No one was absent today. The teacher gave questions related to names of pets from previous meeting. Every student was very enthusiastic to answer the teacher's questions. The teacher socialized the materials and the target of teaching and learning to the students.

In whilst teaching, the teacher asked the students to remember and comprehend the words showed on the Power Point. Then, the teacher gave some pictures of pets on the Power Point. The teacher gave example a simple sentence based on the pictures showed on the power point. The teacher asked the students to choose their lovely pets. Then, students must come to front of class for pronouncing the words showed on the power point. The teacher asked the students to write a simple sentence by typing on power point. The next activity was the teacher gave quiz worksheet and explained how to do the exercise. Then the teacher discussed the worksheet.

In post teaching, the teacher reviewed the lesson by asking the students to mention kinds of pets. The teacher asked the students about the problems they found. After that, the teacher also talked that this was last meeting. The teacher closed the class.

SURAT PERNYATAAN KEASLIAN SKRIPSI

Saya yang bertanda tangan dibawah ini:

Nama : Yayuk Chasanah

NIM : 08.431.057

Program Study : Bahasa Inggris

Fakultas/Program : KIP

Menyatakan dengan sesungguhnya bahwa skripsi yang berjudul: “USING CUSTOM ANIMATION POWER POINT IN COOPERATIVE LEARNING TO IMPROVE STUDENTS’ VOCABULARY MASTERY AT ELEMENTARY SCHOOL” yang dibuat untuk melengkapi persyaratan menjadi sarjana pendidikan bahasa inggris adalah asli hasil penelitian saya sendiri, bukan merupakan pengambil alihan data, tulisan atau pikiran orang lain yang saya akui sebagai hasil tulisan atau pikiran saya sendiri. Apabila dikemudian hari terbukti atau dapat dibuktikan skripsi ini hasil jiplakan, maka saya bersedia menerima sanksi atas perbuatan tersebut.

Gresik, 8 Agustus 2012

Yang menyatakan

Yayuk Chasanah