

APPENDIX 1

General Schedule of Research Implementation

No	Meeting	Date	Activity
1.	Meeting 1	June 16 th 2014	Asking Permission to School Principle in Order Make Appoitment to Collect Data and giving try out.
2.	Meeting 2	July 14 th 2014	Giving Pre Test to Experiment
	Meeting 2	July 14 th 2014	Giving Pre Test to Control Group.
3.	Meeting 3	July 15 th 2014	Giving first treatment of control group
	Meeting 3	July 15 th 2014	Giving first treatment of Experimental Group
4.	Metting 4	July 16 th 2014	Giving first student worksheet of control group
	Meeting 4	July 16 th 2014	Giving first student worksheet of experimental group
5.	Meeting 5	July 17 th 2014	Giving second treatment of control group
	Meeting 5	July 17 th 2014	Giving second treatment of Experimental Group
6.	Meeting 6	July 18 th 2014	Giving second student worksheet of control group
	Meeting 6	July 18 th 2014	Giving second student worksheet of Experimental group
7.	Meeting 7	July 19 th 2014	Giving post test to control group.
	Meeting 7	July 19 th 2014	Giving post test to Experimental group.

APPENDIX 2

The Schedule of Research Implementation

No	Experimental Group		No	Control Group	
	Date	Theme		Date	Theme
1.	July 15 th 2014	Public places	1.	July 15 th 2014	Public places
2.	July 17 th 2014	My pet	2.	July 17 th 2014	My pet

Rencana Pelaksanaan Pembelajaran

Mata Pelajaran Bahasa Inggris

1.	Nama Sekolah	:	SDN Lasem Sidayu Gresik
2.	Alamat Sekolah	:	Jl. Raya Lasem No.22 Ds.Lasem Kec.Sidayu Kab.Gresik
3.	Jenjang Sekolah	:	Sekolah Dasar
4.	Kelas / Semester	:	V / 2
5.	Jenis Teks	:	Deskriptif
6.	Alokasi Waktu	:	2 x 35 Menit
7.	Kompetensi	:	Membaca
8.	Meeting	:	Pertemuan 1
9.	Standar Kompetensi : 7. Memahami tulisan bahasa Inggris dan teks deskriptif bergambar sangat sederhana dalam konteks sekolah.		
10.	Kompetensi Dasar : 7.1 Membaca nyaring dengan ucapan, tekanan dan intonasi secara tepat dan berterima yang melibatkan : kata, frasa, kalimat sangat sederhana dan teks sangat sederhana.		
11.	Sub-sub Kompetensi Dasar : 7.1.1 Membaca nyaring dengan ucapan, tekanan dan intonasi secara tepat dan berterima yang melibatkan : kata, frasa, kalimat sangat sederhana dan teks sangat sederhana berbentuk deskriptive about public places .		
12.	Indikator : <ol style="list-style-type: none">1. Membaca kata, frasa, dan kalimat sederhana dengan lafal dan intonasi yang tepat.2. Memahami beberapa kosa kata baru yang berhubungan dengan tema.3. Memahami kalimat dan teks sederhana sesuai tema.		
13.	Tujuan Pembelajaran : <ol style="list-style-type: none">1. Siswa di minta membaca kata, frasa, dan kalimat sederhana dengan lafal dan intonasi yang tepat.2. Siswa dapat memahami kosa kata baru yang berhubungan dengan tema.3. Siswa dapat memahami kalimat dan teks sederhana sesuai tema.		
14.	Bahan pembelajaran : <ol style="list-style-type: none">1. Buku teks <i>Grow with English, Mukarto, Erlangga</i>.		

	<p>2. Gambar-gambar yang berkaitan dengan materi belajar.</p> <p>3. https://www.google.com/search?q=gambar+public+place&es_sm=93&source=lnms&tbn=isch&sa=X&ei=deuFU9SIH9K-uAStmoDABg&ved=0CAgQ_AUoAQ&biw=1280&bih=600#q=public+place+clipart&tbn=isch Copyright Google.com</p> <p>4. Audiobook berupa CD (Teacher Voice Recording)</p>	
15.	<p>Strategy Pembelajaran</p> <ol style="list-style-type: none"> 1. Memahami 2. Mempraktekkan 	
16.	<p>Indikator Karakter yang ingin dicapai :</p> <ol style="list-style-type: none"> 1. Komunikatif 2. Kritis 3. Rasa ingin tahu 	
17.	<p>Langkah-langkah Pembelajaran :</p>	
	<ul style="list-style-type: none"> ▪ Kegiatan Awal : ▪ Guru memberi salam. ▪ Guru memeriksa kehadiran siswa. ▪ Guru menjelaskan kompetensi dasar (KD) yang di harapkan dapat dilakukan siswa, isi pelajaran dan cara menguasai kompetensi (strategi pembelajaran). ▪ Guru dapat meminta siswa menyebutkan kosa kata – kosa kata yang berhubungan dengan tema. 	
	<p>1. Kegiatan Inti :</p>	
	<p>Kegiatan Guru</p>	<p>Kegiatan Siswa</p>
	<ul style="list-style-type: none"> ○ Guru Membagi kelompok menjadi 2 Orang ○ Guru memperlihatkan gambar-gambar sesuai tema dan meminta siswa mendengarkan Audio Book melalui CD yang berisi kosa kata sesuai dengan gambar. ○ Guru memberikan instruksi tentang pembelajaran dengan media Audio Books 	<ul style="list-style-type: none"> ○ Siswa belajar dengan kelompok/tim yang telah ditentukan sebelumnya oleh guru. ○ Siswa belajar mengenal dan menyebutkan jenis-jenis “public places”. ○ Siswa mendengarkan kosakata dari Audio sesuai dengan gambar. ○ Siswa mengikuti instruksi pembelajaran dengan media Audio

	<p>menggunakan metode CLT.</p> <ul style="list-style-type: none"> ○ Guru membagi siswa secara berpasangan dan membagikan bacaan sesuai dengan tema Public Places. ○ Guru meminta siswa mendengarkan bacaan melalui Audio Book kemudian membaca bacaan secara berpasangan. ○ Guru memberikan kata-kata baru tentang bacaan sesuai dengan tema. ○ Guru mengulang kata-kata yang sulit di ucapkan melalui Audio Book. ○ Guru meminta siswa menjawab pertanyaan berdasarkan bacaan secara berpasangan. ○ Guru kadang-kadang memberikan stimulan kepada siswa jika tidak bisa selama proses pembelajaran berlangsung. ○ Guru memberikan poin kepada pasangan yang dapat menjawab pertanyaan dengan benar. 	<p>Books menggunakan metode CLT yang di berikan.</p> <ul style="list-style-type: none"> ○ Siswa mendengarkan Audio book sesuai bacaan yang di berikan. ○ Siswa membaca secara berpasangan kemudian siswa dapat menyebutkan kata-kata yang sulit di ucapkan pada bacaan tersebut. ○ Siswa diminta menyebutkan kata-kata tersebut sesuai dengan tema secara berpasangan dan saling bertukar informasi dengan kelompok lain. ○ Siswa mengikuti dan mengulang kata-kata yang sulit diucapkan. ○ Siswa menjawab pertanyaan berdasarkan bacaan bersama pasangannya. ○ Siswa di minta bertanya kepada guru jika selama belajar secara berpasangan ada materi yang belum di pahami.
	<p>2. Penutup:</p> <ul style="list-style-type: none"> ▪ Siswa dan guru melakukan review terhadap kegiatan yang sudah dilaksanakan. ▪ Guru menanyakan kepada siswa tentang pembelajaran menggunakan media Audio Book dengan metode CLT yang sedang berlangsung dalam proses KMB. ▪ Guru memberi salam. 	
18.	Asesmen dan penilaian :	
	1. Asesment Proses Informal :	

Guru memantau kegiatan belajar siswa, membantu kesulitan yang di hadapi siswa secara klasikal, berpasangan, dan/atau individual, memberikan motivasi, dsb.	
2. Asesment Proses Formal :	
3. Asesment Hasil	
4. Penilaian Pedoman penilaian : Rubrik Penilaian : Scoring I. No. 1 – 10 = 10 x 2 = 20 II. No. 1 – 10 = 10 x 3 = 30 III. <u>No. 1 – 5 = 5 x 10 = 50</u> The total score 100	
19.	Sumber Pembelajaran 1. Buku Evaluasi Siswa (BEBS) “Challenger”. 2. Teks Deskriptif tentang “ Public Places “.
20.	Teknik Pembelajaran : 1. Communicative Language Teaching (CLT)
21.	Media pembelajaran : 1. Audio book 2. Textbook 3. Student worksheet 4. Laptop 5. Sound System

(Learning Sheet)

1. Macam-macam tempat umum

Kosakata

Mosque



Church



Museum



Railway Station



Harbor



Bank



Police Station



Restaurant



Arti kata :

Mosque : Masjid

Church : Gereja

Museum : Musium

Railway station: Stasiun kereta api

Harbor : Pelabuhan

Bank : Bank

Police station : Kantor polisi

Restaurant : Restoran

2. Teks deskriptif

My town

I live in a small town. My town is small but it is clean and comfortable. The people in the town are kind and friendly. They like to help each other.

The town has complete public facilities. There is a bank for the people who want to save their money. There is a hospital and drugstore as the health facilities. The town has also some places to get entertainment such as cinema, amusement park, and zoo. I and my family like to go to the places in the weekend.

There is a post office near my house. So, I can send letter for my pen pals easily. My school is also not too far from my house so that I never come late to school. I love living in my town.

3. Menjawab pertanyaan sesuai dengan bacaan deskriptif

- a. The writer lives in a big city. [True/ False]
- b. The town is clean and comfortable. [True/ False]
- c. The people like to help each other. [True/ False]
- d. People save their money in the post office. [True/ False]
- e. There is a hospital in the town. [True/ False]
- f. There is not a drugstore in the town. [True/ False]

- g. The writer's go to the entertainment places in the weekend. [True/ False]
- h. There is a bookstore near the writer's house. [True/ False]
- i. The writer does not have pen pals. [True/ False]
- j. The writer's school is near from his house. [True/ False]

Social function:

Teks Deskriptif :

- Basically to give information.
- The context of this text is to describe a specific thing, animal, place, or human being.

Guru SDN Lasem Sidayu Gresik

Gresik, 15 Juli 2014

Guru Pendamping

Kusnendhi S.Pd
NIP. 19570615 1979071001

Laili Hidayati
NIM . 08.431.019

Rencana Pelaksanaan Pembelajaran

Mata Pelajaran Bahasa Inggris

1.	Nama Sekolah	:	SDN Lasem Sidayu Gresik
2.	Alamat Sekolah	:	Jl. Raya Lasem No.22 Ds.Lasem Kec.Sidayu Kab.Gresik
3.	Jenjang Sekolah	:	Sekolah Dasar
4.	Kelas / Semester	:	V / 2
5.	Jenis Teks	:	Deskriptif
6.	Alokasi Waktu	:	2 x 35 Menit
7.	Kompetensi	:	Membaca
8.	Meeting	:	Pertemuan 2
9.	Standar Kompetensi :		7. Memahami tulisan bahasa Inggris dan teks deskriptif bergambar sangat sederhana dalam konteks sekolah.
10.	Kompetensi Dasar :		7.2 Memahami kalimat pesan tertulis dan teks deskriptif bergambar sangat sederhana secara berterima.
11.	Sub-sub Kompetensi Dasar :		7.1.1 Memahami kalimat pesan tertulis dan teks deskriptif bergambar sangat sederhana secara berterima berbentuk deskriptive about My pets.
12.	Indikator :		1. Membaca kalimat dan teks sederhana dengan lafal dan intonasi yang tepat. 2. Mengetahui beberapa kosa kata baru tentang binatang peliharaan. 3. Memahami isi bacaan sederhana tentang binatang peliharaan.
13.	Tujuan Pembelajaran :		1. Siswa di minta membaca kalimat dan teks sederhana dengan lafal dan intonasi yang tepat. 2. Siswa dapat mengetahui kosa kata baru tentang binatang peliharaan. 3. Siswa dapat memahami isi bacaan sederhana tentang binatang peliharaan.
14.	Bahan pembelajaran :		1. Buku teks <i>Grow with English</i> , Mukarto, Erlangga. 2. https://www.google.com/search?q=pets+clip+art&espv=2&source=lnms&tbn=i sch&sa=X&ei=OJeGU7eUN4G8rAexy4GICg&ved=0CAYQ_AUoAQ&biw=1

	<p>280&bih=643 Copyright google.com</p> <p>3. Audiobook berupa CD (Teacher Voice Recording).</p>	
15.	<p>Strategy Pembelajaran :</p> <ol style="list-style-type: none"> 1. Memahami 2. Mempraktekkan 	
16.	<p>Indikator Karakter yang ingin dicapai :</p> <ol style="list-style-type: none"> 1. Komunikatif 2. Kritis 3. Rasa ingin tahu 	
17.	<p>Langkah-langkah Pembelajaran :</p>	
	<p>1. Kegiatan Awal :</p> <ul style="list-style-type: none"> ▪ Guru memberi salam. ▪ Guru memeriksa kehadiran siswa. ▪ Guru menjelaskan kompetensi dasar (KD) yang di harapkan dapat dilakukan siswa, isi pelajaran dan cara menguasai kompetensi (strategi pembelajaran). ▪ Guru dapat mengajukan pertanyaan-pertanyaan dan menunjukkan hubungannya dengan pengetahuan yang akan di pelajari. 	
	<p>2. Kegiatan Inti :</p>	
	<p>Kegiatan Guru</p>	<p>Kegiatan Siswa</p>
	<ul style="list-style-type: none"> ○ Guru Membagi Grup menjadi 2 Orang ○ Guru memperlihatkan gambar-gambar sesuai tema dan meminta siswa mendengarkan Audio Book melalui CD yang berisi kosa kata sesuai dengan gambar. ○ Guru memberikan instruksi tentang pembelajaran dengan media Audio Books menggunakan metode CLT. ○ Guru membagi siswa secara berpasangan dan membagikan bacaan sesuai dengan tema My 	<ul style="list-style-type: none"> ○ Siswa belajar dengan grup/tim yang telah ditentukan sebelumnya oleh guru. ○ Siswa belajar mengenal dan menyebutkan jenis-jenis “public places”. ○ Siswa mendengarkan kosakata dari Audio sesuai dengan gambar. ○ Siswa mengikuti instruksi pembelajaran dengan media Audio Books menggunakan metode CLT yang di berikan. ○ Siswa mendengarkan Audio book sesuai bacaan yang di berikan.

	<p>Pets.</p> <ul style="list-style-type: none"> ○ Guru meminta siswa mendengarkan bacaan melalui Audio Book kemudian membaca bacaan secara berpasangan. ○ Guru memberikan kata-kata baru tentang bacaan sesuai dengan tema. ○ Guru mengulang kata-kata yang sulit di ucapkan melalui Audio Book. ○ Guru meminta siswa menjawab pertanyaan berdasarkan bacaan secara berpasangan. ○ Guru kadang-kadang memberikan stimulan kepada siswa jika tidak bisa selama proses pembelajaran berlangsung. ○ Guru memberikan poin kepada pasangan yang dapat menjawab pertanyaan dengan benar. 	<ul style="list-style-type: none"> ○ Siswa membaca secara berpasangan kemudian siswa dapat menyebutkan kata-kata yang sulit di ucapkan pada bacaan tersebut. ○ Siswa diminta menyebutkan kata-kata baru tersebut sesuai dengan tema secara berpasangan dan saling bertukar informasi dengan kelompok lain. ○ Siswa mengikuti dan mengulang kata-kata yang sulit diucapkan. ○ Siswa menjawab pertanyaan berdasarkan bacaan bersama pasangannya. ○ Siswa di minta bertanya kepada guru jika selama belajar secara berpasangan ada materi yang belum di pahami.
	<p>3. Penutup:</p> <ul style="list-style-type: none"> ▪ Siswa dan guru melakukan review terhadap kegiatan yang sudah dilaksanakan. ▪ Guru menanyakan kepada siswa tentang pembelajaran menggunakan media Audio Book dengan metode CLT yang sedang berlangsung dalam proses KMB. ▪ Guru memberi salam. 	
18.	Asesmen dan penilaian :	
	<p>1. Asesment Proses Informal :</p> <p>Guru memantau kegiatan belajar siswa, membantu kesulitan yang di hadapi siswa secara klasikal, berpasangan, dan/atau individual, memberikan motivasi, dsb.</p>	
	<p>2. Asesment Proses Formal :</p>	
	<p>3. Asesment Hasil</p>	

<p>4. Penilaian</p> <p>Pedoman penilaian :</p> <p>Rubrik Penilaian :</p> <p style="text-align: center;">Scoring</p> <p>I. No. 1 – 15 = 15 x 3 = 45</p> <p>II. No. 1 – 10 = 10 x 4 = 40</p> <p>III. <u>No. 1 – 3 = 3 x 5 = 15</u></p> <p>The total score 100</p>	
19.	<p>Sumber Pembelajaran</p> <p>1. Buku Evaluasi Siswa (BEBS) “Challenger”.</p> <p>2. Teks Deskriptif tentang “ My Pet “.</p>
20.	<p>Teknik Pembelajaran :</p> <p>1. Communicative Language Teaching (CLT)</p>
21.	<p>Media pembelajaran :</p> <p>1. Audio book</p> <p>2. Textbook</p> <p>3. Student worksheet</p> <p>4. Laptop</p> <p>5. Sound System</p>

(Learning Sheet)

1. Kosakata beserta artinya :

Pets	: Binatang peliharaan	Tail	: Ekor
Keep	: Memelihara	Aquarium	: Akuarium
Feed	: Memberi makan	Meals	: Makanan
Buy	: Membeli	Sing	: Menyanyi
Sell	: Menjual	Brush	: Menyikat
Fur	: Bulu	Wash	: Mencuci
Feather	: Bulu	Cage	: Kandang

2. Teks deskriptif

My Lovely Cat

I have a lovely cat called Monie. It is very cute and funny. Monie is small and full colour. It's fur has three colours; black, white and yellow. The black fur is on his body, white is on his tail and legs, the yellow one is around her stomach, face and neck.

Every day I give her some food and drink. It likes rice and fish. I also give her some milk. It makes monie stay healthy.

Monie has good behavior. It never steals food. My family and I love it very much.

Menjawab pertanyaan sesuai dengan bacaan deskriptif

1) What is the title of the text ?

Answer :

2) What does the writer call her pet ?

Answer :

3) How many color of the cat fur ?

Answer :

4) What is her favorite food ?

Answer :

5) How does the cat look like ?

Answer :

Social function:

Teks Deskriptif :

- Basically to give information.
- The context of this text is to describe a specific thing, animal, place, or human being.

Gresik, 17 Juli 2014

Guru SDN Lasem Sidayu Gresik

Guru pendamping

Kusnendhi S.Pd

NIP. 19570615 1979071001

Laili Hidayati

NIM . 08.431.019

Rencana Pelaksanaan Pembelajaran

Mata Pelajaran Bahasa Inggris

1.	Nama Sekolah	:	SDN Lasem Sidayu Gresik
2.	Alamat Sekolah	:	Jl. Raya Lasem No.22 Ds.Lasem Kec.Sidayu Kab.Gresik
3.	Jenjang Sekolah	:	Sekolah Dasar
4.	Kelas / Semester	:	V / 2
5.	Jenis Teks	:	Deskriptif
6.	Alokasi Waktu	:	2 x 35 Menit
7.	Kompetensi	:	Membaca
8.	Meeting	:	Pertemuan 1
9.	Standar Kompetensi : 7. Memahami tulisan bahasa Inggris dan teks deskriptif bergambar sangat sederhana dalam konteks sekolah.		
10.	Kompetensi Dasar : 7.1 Membaca nyaring dengan ucapan, tekanan dan intonasi secara tepat dan berterima yang melibatkan : kata, frasa, kalimat sangat sederhana dan teks sangat sederhana.		
11.	Sub-sub Kompetensi Dasar : 7.1.1 Membaca nyaring dengan ucapan, tekanan dan intonasi secara tepat dan berterima yang melibatkan : kata, frasa, kalimat sangat sederhana dan teks sangat sederhana berbentuk deskriptive about public places .		
12.	Indikator : <ol style="list-style-type: none">1. Membaca kata, frasa, dan kalimat sederhana dengan lafal dan intonasi yang tepat.2. Memahami beberapa kosa kata baru yang berhubungan dengan tema.3. Memahami kalimat dan teks sederhana sesuai tema.		
13.	Tujuan Pembelajaran : <ol style="list-style-type: none">1. Siswa di minta membaca kata, frasa, dan kalimat sederhana dengan lafal dan intonasi yang tepat.2. Siswa dapat memahami kosa kata baru yang berhubungan dengan tema.3. Siswa dapat memahami kalimat dan teks sederhana sesuai tema.		
14.	Bahan pembelajaran : <ol style="list-style-type: none">1. Buku teks <i>Grow with English</i>, Mukarto, Erlangga.		

	<p>2. Gambar-gambar yang berkaitan dengan materi belajar.</p> <p>3. https://www.google.com/search?q=gambar+public+place&es_sm=93&source=lnms&tbm=isch&sa=X&ei=deuFU9SIH9K-uAStmoDABg&ved=0CAgQAUoAQ&biw=1280&bih=600#q=public+place+clipart&tbm=isch Copyright google.com</p>					
15.	<p>Strategy Pembelajaran :</p> <ol style="list-style-type: none"> 1. Mengingat 2. Memahami 3. Mempraktekkan 					
16.	<p>Indikator Karakter yang ingin dicapai :</p> <ol style="list-style-type: none"> 1. Komunikatif 2. Peduli 3. Kritis 4. Rasa ingin tahu 					
17.	<p>Langkah-langkah Pembelajaran :</p>					
	<ol style="list-style-type: none"> 1. Kegiatan Awal : <ul style="list-style-type: none"> ▪ Guru memberi salam. ▪ Guru memeriksa kehadiran siswa. ▪ Guru menjelaskan kompetensi dasar (KD) yang di harapkan dapat dilakukan siswa, isi pelajaran dan cara menguasai kompetensi (strategi pembelajaran). ▪ Guru dapat meminta siswa menyebutkan kosa kata – kosa kata yang berhubungan dengan tema. 					
	<ol style="list-style-type: none"> 2. Kegiatan Inti : <table border="1" style="width: 100%; border-collapse: collapse;"> <thead> <tr> <th style="width: 50%; text-align: center;">Kegiatan Guru</th> <th style="width: 50%; text-align: center;">Kegiatan Siswa</th> </tr> </thead> <tbody> <tr> <td style="vertical-align: top;"> <ul style="list-style-type: none"> ○ Guru memperlihatkan gambar sesuai dengan tema. ○ Guru memberikan instruksi atau lembar kerja kepada siswa sesuai dengan tema “ Punlic Place “. ○ Guru meminta siswa menjawab pertanyaan berdasarkan bacaan secara individual. ○ Guru kadang-kadang memberi </td> <td style="vertical-align: top;"> <ul style="list-style-type: none"> ○ Siswa belajar mengenal dan menyebutkan jenis-jenis “ Public Place “. ○ Siswa menjawab pertanyaan sesuai dengan bacaan. ○ Siswa di minta bertanya kepada guru selama belajar mengajar jika ada materi yang belum di pahami. </td> </tr> </tbody> </table>		Kegiatan Guru	Kegiatan Siswa	<ul style="list-style-type: none"> ○ Guru memperlihatkan gambar sesuai dengan tema. ○ Guru memberikan instruksi atau lembar kerja kepada siswa sesuai dengan tema “ Punlic Place “. ○ Guru meminta siswa menjawab pertanyaan berdasarkan bacaan secara individual. ○ Guru kadang-kadang memberi 	<ul style="list-style-type: none"> ○ Siswa belajar mengenal dan menyebutkan jenis-jenis “ Public Place “. ○ Siswa menjawab pertanyaan sesuai dengan bacaan. ○ Siswa di minta bertanya kepada guru selama belajar mengajar jika ada materi yang belum di pahami.
Kegiatan Guru	Kegiatan Siswa					
<ul style="list-style-type: none"> ○ Guru memperlihatkan gambar sesuai dengan tema. ○ Guru memberikan instruksi atau lembar kerja kepada siswa sesuai dengan tema “ Punlic Place “. ○ Guru meminta siswa menjawab pertanyaan berdasarkan bacaan secara individual. ○ Guru kadang-kadang memberi 	<ul style="list-style-type: none"> ○ Siswa belajar mengenal dan menyebutkan jenis-jenis “ Public Place “. ○ Siswa menjawab pertanyaan sesuai dengan bacaan. ○ Siswa di minta bertanya kepada guru selama belajar mengajar jika ada materi yang belum di pahami. 					

	<p>stimulan kepada siswa jika tidak bisa selama proses pembelajaran berlangsung.</p> <ul style="list-style-type: none"> ○ Guru memberikan poin kepada siswa yang dapat menjawab pertanyaan dengan benar. 	
	<p>3. Penutup:</p> <ul style="list-style-type: none"> ▪ Siswa dan guru melakukan review terhadap kegiatan yang sudah dilaksanakan. ▪ Guru menanyakan kepada siswa tentang pembelajaran yang sedang berlangsung dalam proses KMB. ▪ Guru memberi salam. 	
18.	Asesmen dan penilaian :	
	<p>1. Asesment Proses Informal :</p> <p>Guru memantau kegiatan belajar siswa, membantu kesulitan yang di hadapi siswa secara klasikal, berpasangan, dan/atau individual, memberikan motivasi, dsb.</p>	
	2. Asesment Proses Formal :	
	3. Asesment Hasil	
	<p>4. Penilaian</p> <p>Pedoman penilaian :</p> <p>Rubrik Penilaian :</p> <p style="text-align: center;">Scoring</p> <p>I. No. 1 – 10 = 10 x 2 = 20</p> <p>II. No. 1 – 10 = 10 x 3 = 30</p> <p>III. <u>No. 1 – 5 = 5 x 10 = 50</u></p> <p>The total score 100</p>	
19.	<p>Sumber Pembelajaran</p> <ul style="list-style-type: none"> 1. Buku Evaluasi Siswa (BEBS) “Challenger”. 2. Teks Deskriptif tentang “ Public Places “. 	
20.	<p>Teknik Pembelajaran :</p> <ul style="list-style-type: none"> 1. Unjuk Kerja 	
21.	<p>Media pembelajaran :</p> <ul style="list-style-type: none"> 1. Textbook 	

(Learning Sheet)

1. Macam-macam tempat umum

Kosakata

Mosque



Church



Museum



Railway Station



Harbor



Bank



Police Station



Restaurant



Arti kata :

Mosque : Masjid

Harbor : Pelabuhan

Church : Gereja

Bank : Bank

Museum : Musium

Police station : Kantor polisi

Railway station: Stasiun kereta api

Restaurant : restoran

2. Teks deskriptif

My town

I live in a small town. My town is small but it is clean and comfortable. The people in the town are kind and friendly. They like to help each other.

The town has complete public facilities. There is a bank for the people who want to save their money. There is a hospital and drugstore as the health facilities.

The town has also some places to get entertainment such as cinema, amusement park, and zoo. I and my family like to go to the places in the weekend.

There is a post office near my house. So, I can send letter for my pen pals easily. My school is also not too far from my house so that I never come late to school. I love living in my town.

3. Menjawab pertanyaan sesuai dengan bacaan deskriptif

- a. The writer lives in a big city. [True/ False]
- b. The town is clean and comfortable. [True/ False]
- c. The people like to help each other. [True/ False]
- d. People save their money in the post office. [True/ False]
- e. There is a hospital in the town. [True/ False]
- f. There is not a drugstore in the town. [True/ False]
- g. The writer's go to the entertainment places in the weekend. [True/ False]
- h. There is a bookstore near the writer's house. [True/ False]
- i. The writer does not have pen pals. [True/ False]
- j. The writer's school is near from his house. [True/ False]

Social function:

Teks Deskriptif :

- Basically to give information.
- The context of this text is to describe a specific thing, animal, place, or human being.

Gresik, 15 Juli 2014

Guru SDN Lasem Sidayu Gresik

Guru Pendamping

Kusnendhi S.Pd
NIP. 19570615 1979071001

Laili Hidayati
NIM . 08.431.019

Rencana Pelaksanaan Pembelajaran

Mata Pelajaran Bahasa Inggris

1.	Nama Sekolah	:	SDN Lasem Sidayu Gresik
2.	Alamat Sekolah	:	Jl. Raya Lasem No.22 Ds.Lasem Kec.Sidayu Kab.Gresik
3.	Jenjang Sekolah	:	Sekolah Dasar
4.	Kelas / Semester	:	V / 2
5.	Jenis Teks	:	Deskriptif
6.	Alokasi Waktu	:	2 x 35 Menit
7.	Kompetensi	:	Membaca
8.	Meeting	:	Pertemuan 2
9.	Standar Kompetensi :		7. Memahami tulisan bahasa Inggris dan teks deskriptif bergambar sangat sederhana dalam konteks sekolah.
10.	Kompetensi Dasar :		7.2 Memahami kalimat pesan tertulis dan teks deskriptif bergambar sangat sederhana secara berterima.
11.	Sub-sub Kompetensi Dasar :		7.1.1 Memahami kalimat pesan tertulis dan teks deskriptif bergambar sangat sederhana secara berterima berbentuk deskriptive about My pets.
12.	Indikator :		<ol style="list-style-type: none">1. Membaca kalimat dan teks sederhana dengan lafal dan intonasi yang tepat.2. Mengetahui beberapa kosa kata baru tentang binatang peliharaan.3. Memahami isi bacaan sederhana tentang binatang peliharaan.
13.	Tujuan Pembelajaran :		<ol style="list-style-type: none">1. Siswa di minta membaca kalimat dan teks sederhana dengan lafal dan intonasi yang tepat.2. Siswa dapat mengetahui kosa kata baru tentang binatang peliharaan.3. Siswa dapat memahami isi bacaan sederhana tentang binatang peliharaan.
14.	Bahan pembelajaran :		<ol style="list-style-type: none">1. Buku teks <i>Grow with English</i>, Mukarto, Erlangga.2. https://www.google.com/search?q=pets+clip+art&espv=2&source=lnms&tbn=isch&sa=X&ei=OJeGU7eUN4G8rAexy4GICg&ved=0CAYQ_AUoAQ&biw=

	<p>1280&bih=643 Copyright google.com</p>	
15.	<p>Strategy Pembelajaran :</p> <ol style="list-style-type: none"> 1. Mengingat 2. Memahami 3. Mempraktekkan 	
16.	<p>Indikator Karakter yang ingin dicapai :</p> <ol style="list-style-type: none"> 1. Komunikatif 2. Peduli 3. Kritis 4. Rasa ingin tahu 	
17.	<p>Langkah-langkah Pembelajaran :</p>	
	<ol style="list-style-type: none"> 1. Kegiatan Awal : <ul style="list-style-type: none"> ▪ Guru memberi salam. ▪ Guru memeriksa kehadiran siswa. ▪ Guru menjelaskan kompetensi dasar (KD) yang di harapkan dapat dilakukan siswa, isi pelajaran dan cara menguasai kompetensi (strategi pembelajaran). ▪ Guru dapat mengajukan pertanyaan-pertanyaan dan menunjukkan hubunganya dengan pengetahuan yang akan di pelajari. 	
	<ol style="list-style-type: none"> 2. Kegiatan Inti : 	
	<p>Kegiatan Guru</p>	<p>Kegiatan Siswa</p>
	<ul style="list-style-type: none"> ○ Guru memperlihatkan gambar sesuai dengan tema. ○ Guru memberikan instruksi atau lembar kerja kepada siswa sesuai dengan tema “ My pet “. ○ Guru meminta siswa menjawab pertanyaan berdasarkan bacaan secara individual. ○ Guru kadang-kadang memberi stimulan kepada siswa jika tidak bisa selama proses pembelajaran berlangsung. ○ Guru memberikan poin kepada 	<ul style="list-style-type: none"> ○ Siswa belajar mengenal dan menyebutkan jenis-jenis “ My pet “. ○ Siswa menjawab pertanyaan sesuai dengan bacaan. ○ Siswa di minta bertanya kepada guru selama belajar mengajar jika ada materi yang belum di pahami.

	siswa yang dapat menjawab pertanyaan dengan benar.	
	<p>3. Penutup:</p> <ul style="list-style-type: none"> ▪ Siswa dan guru melakukan review terhadap kegiatan yang sudah dilaksanakan. ▪ Guru menanyakan kepada siswa tentang pembelajaran yang sedang berlangsung dalam proses KMB. ▪ Guru memberi salam. 	
18.	Asesmen dan penilaian :	
	<p>1. Asesment Proses Informal :</p> <p>Guru memantau kegiatan belajar siswa, membantu kesulitan yang di hadapi siswa secara klasikal, berpasangan, dan/atau individual, memberikan motivasi, dsb.</p>	
	2. Asesment Proses Formal :	
	3. Asesment Hasil	
	<p>4. Penilaian</p> <p>Pedoman penilaian :</p> <p>Rubrik Penilaian :</p> <p style="text-align: center;">Scoring</p> <p>I. No. 1 – 15 = 15 x 3 = 45</p> <p>II. No. 1 – 10 = 10 x 4 = 40</p> <p>III. <u>No. 1 – 3 = 3 x 5 = 15</u></p> <p>The total score 100</p>	
19.	<p>Sumber Pembelajaran</p> <ol style="list-style-type: none"> 1. Buku Evaluasi Siswa (BEBS) “Challenger”. 2. Teks Deskriptif tentang “ My Pet “. 	
20.	<p>Teknik Pembelajaran :</p> <ol style="list-style-type: none"> 1. Unjuk Kerja 	
21.	<p>Media pembelajaran :</p> <ol style="list-style-type: none"> 1. Textbook 2. Student worksheet 	

(Learning Sheet)

1. Kosakata beserta artinya :

Pets	: Binatang peliharaan	Tail	: Ekor
Keep	: Memelihara	Aquarium	: Akuarium
Feed	: Memberi makan	Meals	: Makanan
Buy	: Membeli	Sing	: Menyanyi
Sell	: Menjual	Brush	: Menyikat
Fur	: Bulu	Wash	: Mencuci
Feather	: Bulu	Cage	: Kandang

2. Teks deskriptif

My Lovely Cat

I have a lovely cat called Monie. It is very cute and funny. Monie is small and full colour. It's fur has three colours; black, white and yellow. The black fur is on his body, white is on his tail and legs, the yellow one is around her stomach, face and neck.

Every day I give her some food and drink. It likes rice and fish. I also give her some milk. It makes monie stay healthy.

Monie has good behavior. It never steals food. My family and I love it very much.

Menjawab pertanyaan sesuai dengan bacaan deskriptif

1) What is the title of the text ?

Answer :

2) What does the writer call her pet ?

Answer :

3) How many color of the cat fur ?

Answer :

4) What is her favorite food ?

Answer :

5) How does the cat look like ?

Answer :

Social function:

Teks Deskriptif :

- Basically to give information.
- The context of this text is to describe a specific thing, animal, place, or human being.

Gresik, 17 Juli 2014

Guru SDN Lasem Sidayu Gresik

Guru pendamping

Kusnendhi S.Pd

NIP. 19570615 1979071001

Laili Hidayati

NIM . 08.431.019

APPENDIX 4

Pre test and Post test Score of Experimental and Control group

No	Pre test		Post test	
	V A	V B	V A (Experiment)	V B (Control)
1.	90	100	95	75
2.	80	90	90	70
3.	90	70	95	70
4.	70	90	85	70
5.	70	60	90	70
6.	60	70	80	70
7.	60	70	80	75
8.	50	70	60	75
9.	50	50	75	65
10.	40	60	75	65
11.	50	50	75	70
12.	40	50	75	70
13.	40	40	60	60
14.	30	40	65	65
15.	-	30	-	65
16.	-	20	-	60
Total	820	960	1100	1095
Mean	58.57	60.00	78.57	68.43

POST-TEST

Subject	: English
Grade/Semester	: V / 2
Year	: 2013 / 2014
Language Focus	: Reading (Descriptive text)
Time	: 70 Minutes

A. Read the text carefully!

My Futsuka


I have a hamster. It is a male hamster. I named it Futsuka. Futsuka is 29 days old.

It is very small. Its body 6 or 8 centimeters. It is very cute. It has brown-white fur, red eyes, and sharp nails.

Its hobby is sleeping. Sometimes it sleeps in the corner of its cage. I feed Futsuka every day. Its foods are sunflower's seed, corn, and so on. Sometimes I give it vegetable because it is still a baby. Its favorite vegetable is cabbage and it drinks a lot of water every day.

Choose the correct answer by crossing a, b, c, or d !

1. What the hamster like eats?
 - a. The hamster like eat sunflower's and corn
 - b. The hamster like eat sunflower's and fruit
 - c. The hamster like eat sunflower's seed and corn
 - d. The hamster like eat sunflower's seed and fruit

2. ... It is still a baby
 “it” Refers to ...
- | | |
|------------|--------------------|
| a. Hamster | c. Brown-white fur |
| b. Cute | d. Corn |
3. What is the synonym of “fur”?
- | | |
|------------|----------|
| a. Tail | c. Funny |
| b. Feather | d. Big |
4. Does the hamster has sharp nails ?
- | | |
|-----------------|-------------------|
| a. Yes, it does | c. No, it doesn't |
| b. Yes, he does | d. No, he doesn't |
5. My friend buys books and pencils in the ...
- | | |
|-----------|--------------|
| a. Bank | c. Drugstore |
| b. Market | d. Bookstore |
6. What kind of public places?
- | | |
|------------------------------|-------------------------------|
| a. Bank , hospital,and beach | c. House, school and park |
| b. Museum, post and duck | d. Market, aquarium, and bank |
7. We have dinner in the Restaurant. The underline word is ...
- | | |
|-------------|-----------|
| a. Restoran | c. Gereja |
| b. Hotel | d. Taman |
8.  We can see many ships in the
- | | |
|-----------|-----------|
| a. Harbor | c. Mosque |
| b. Hotel | d. Church |
9. Mother buy vegetables and fruits in the ...
- | | |
|----------|-----------|
| a. Bank | c. Market |
| b. Hotel | d. Harbor |

10.



The policeman work in the ...

- a. Television
- b. School
- c. Police office
- d. Office

11. If we want to travel by ship, we must go to the ...

- a. Railway station
- b. Harbor
- c. Airport
- d. Bus Station

12. People has dinner in the ...

- a. Park
- b. School
- c. Restaurant
- d. Bank

13. Mr. Faridz save her money in the ...

- a. Market
- b. School
- c. House
- d. Bank

14. The muslims pray in the ...

- a. Church
- b. Vihara
- c. Mosque
- d. House

15. If i sick. I want go to ...

- a. House
- b. Hospital
- c. Airport
- d. Railway station

16. She want to buy rabbit in the ...

- a. Market
- b. Shop
- c. Petshop
- d. Butcher

17. I ... some pets and peatmeals in the pet shop

- a. Take
- b. Keep
- c. Buy
- d. Bring

18. I ... my fish in the aquarium

a. Take

b. Put

c. Sit

d. Bring

19. The bird can ... beautifully

a. Swim

b. Run

c. Jump

d. Sing

20. Terry ... her cat once a week

a. Eat

b. Drink

c. Wash

d. Brush

PRE TEST

Subject	: English
Grade/Semester	: V / 2
Year	: 2013 / 2014
Language Focus	: Reading
Time	: 70 Minutes

A. Read the text carefully!

Auntie's House

Dino and I love to visit Auntie's house. She has a large farm around her house. Behind her house, there is a horse. The horse likes to swing its tail. I like to ride the horse around Auntie's farm. In Auntie's farm, there are two goats. The goats like to jump. Beside the corn field, there is Auntie's cow. The cow likes to eat grass. In front of the apple orchard, there are two sheep. The sheep are funny. They like to swing in the air. Auntie's call me. She invites me to go to her apples orchard to take some apples. I pick so many apples there and Dino puts them into the trolley. After the trolley is full of apples, we go home and eat them.

B. Choose a, b, c or d for correct answer!

- Who are visiting in Auntie's house?
 - Diono and I
 - I and Dino
 - Diego and Dino
 - Auntie's and I
- Who has a large farm around the house?
 - Auntie's
 - Dino
 - Uncle
 - I am

3. How many goats in the Auntie's farm?
 - a. To goats
 - b. Three goats
 - c. Two goats
 - d. Six goats

4. Where is the Auntie's cow?
 - a. Beside the house
 - b. Behind the farm
 - c. Beside the corn field
 - d. Behind the house

5. What the cow like eats?
 - a. The cow like eats grape
 - b. The cow like eats grass
 - c. the cow eat garage
 - d. the cow like noodles

6. What is the meaning of sheep?
 - a. Domba
 - b. Kuda
 - c. Sapi
 - d. Babi

7. What is the synonym of "farm"?
 - a. Village
 - b. Garden
 - c. Yard
 - d. Field

8. What kind of animal in the Auntie's farm?
 - a. Cow, pig, goats and horse
 - b. Sheep, horse, cow and duck
 - c. Goats, duck, pig and cow
 - d. Horse, sheep, cow and goats

9. Where they can take some apples?
 - a. Apples orchard
 - b. Trolley
 - c. Auntie's farm
 - d. House

10. The tourist spend their night in the ...
 - a. Bookstore
 - b. Hotel
 - c. Mosque
 - d. Reataurant

11. Mr. Harold : where the post office is?

Flena : Sure, it on Pahlawan street.

- a. Can I tell you
- b. Can you show me
- c. What is
- d. Can I help you

12. A is a place where we can buy stationary

- a. Bookstore
- b. School
- c. Restaurant
- d. Bank

13.



What is that?

That is ...

- a. Street
- b. Crossroad
- c. Traffic light
- d. Traffic sign

14. My sister has a hamster

That is ... roaster

- a. My
- b. Your
- c. Her
- d. His

15. Andi : Do you have pets at home ?

Josep: Yes, ...

- a. It is
- b. I do
- c. I am
- d. I are

16. We can go to a ... if we want to buy pets

- a. Petshop
- b. Bookstore
- c. Market
- d. Grocery

17. Customer : is this rabbit?

Petshop keeper : it is 75.000,00

- a. How many
- b. How long
- c. How old
- d. How much

18. They have a goose

They feed ... goose everyday

- a. My
- b. Their
- c. Her
- d. His

19. A : where can see many planes?

B : we can see them in the

- a. Airport
- b. Bus station
- c. Harbor
- d. Railway Station

20. Mother buy vegetables and fruits in the ...

- a. Bank
- b. Hotel
- c. Market
- d. Harbor

APPENDIX 5

TRY OUT

Subject	: English
Grade/Semester	: V / 2
Year	: 2013 / 2014
Language Focus	: Reading
Time	: 70 Minutes

A. Read the text carefully!

Auntie's House

Dino and I love to visit Aunties house. She has a large farm around her house. Behind her house, there is a horse. The horse likes to swing its tail. I like to ride the horse around Auntie's farm. In Auntie's farm, there are two goats. The goats like to jump. Beside the corn field, there is Aunties cow. The cow likes to eat grass. In front of the apple orchard, there are two sheep. The sheep are funny. They like to swing in the air. Auntie's call me. She invites me to go to her apples orchard to take some apples. I pick so many apples there and Dino puts them into the trolley. After the trolley is full of apples, we go home and eat them.

B. Choose a, b, c or d for correct answer!

- Who are visiting in Auntie's house?
 - Diono and I
 - I and Dino
 - Diego and Dino
 - Auntie's and I
- Who has a large farm around the house?
 - Auntie's
 - Dino
 - Uncle
 - I am

3. How many goats in the Auntie's farm?
- a. To goats
 - b. Three goats
 - c. Two goats
 - d. Six goats
4. Where is the Auntie's cow?
- a. Beside the house
 - b. Behind the farm
 - c. Beside the corn field
 - d. Behind the house
5. What the cow like eats?
- a. The cow like eats grape
 - b. The cow like eats grass
 - c. the cow eat garage
 - d. the cow like noodles
6. What is the meaning of sheep?
- a. Domba
 - b. Kuda
 - c. Sapi
 - d. Babi
7. What is the synonym of "farm"?
- a. Village
 - b. Garden
 - c. Yard
 - d. Field
8. What is the antonym of "large"?
- a. Short
 - b. Tall
 - c. Small
 - d. Long
9. What kind of animal in the Auntie's farm?
- a. Cow, pig, goats and horse
 - b. Sheep, horse, cow and duck
 - c. Goats, duck, pig and cow
 - d. Horse, sheep, cow and goats
10. Where they can take some apples?
- a. Apples orchard
 - b. Trolley
 - c. Auntie's farm
 - d. House

11. The tourist spend their night in the ...
- a. Bookstore
 - b. Hotel
 - c. Mosque
 - d. Reataurant

12. Mr.Harold : where the post office is?

Flena : Sure, it on Pahlawan street.

- a. Can I tell you
 - b. Can you show me
 - c. What is
 - d. Can I help you
13. A is a place where we can buy stationary

- a. Bookstore
- b. School
- c. Restaurant
- d. Bank

14.



What is that?

That is ...

- a. Street
- b. Crossroad
- c. Traffic light
- d. Traffic sign

15. My sister has a hamster

That is ... roaster

- a. My
 - b. Your
 - c. Her
 - d. His
16. Andi : Do you have pets at home ?

Josep: Yes, ...

- a. It is
 - b. I do
 - c. I am
 - d. I are
17. We can go to a ... if we want to buy pets

- a. Petshop
- b. Bookstore
- c. Market
- d. Grocery

18. Customer : is this rabbit?
Petshop keeper : it is 75.000,00
- a. How many
 - b. How long
 - c. How old
 - d. How much
19. They have a goose
They feed ... goose everyday
- a. My
 - b. Their
 - c. Her
 - d. His
20. My cat has long ...
- a. Fur
 - b. Feather
 - c. Leg
 - d. Tail
21. A : where can see many planes?
B : we can see them in the
- a. Airport
 - b. Bus station
 - c. Harbor
 - d. Railway Station
22. I ... my fish in the aquarium
- a. Take
 - b. Put
 - c. Sit
 - d. Bring
23. The bird can ... beautifully
- a. Swim
 - b. Run
 - c. Jump
 - d. Sing
24. Does the hamster has sharp nails ?
- a. Yes, it does
 - b. Yes, he does
 - c. No, it doesn't
 - d. No, he doesn't
25. Mother buy vegetables and fruits in the ...
- a. Bank
 - b. Hotel
 - c. Market
 - d. Harbor

STUDENT WORKSHEET I

Subject : English
Grade / Semester : V / 2
Year : 2013 / 2014
Language Focus : Reading (Descriptive teks about public place)
Time : 70 Minutes

Name :

Class / No.Abs :

I. Choose the correct answer by crossing a, b, c, or d !

My town

I live in a small town. My town is small but it is clean and comfortable. The people in the town are kind and friendly. They like to help each other.

The town has complete public facilities. There is a bank for the people who want to save their money. There is a hospital and drugstore as the health facilities. The town has also some places to get entertainment such as cinema, amusement park, and zoo. I and my family like to go to the places in the weekend.

There is a post office near my house. So, I can send letter for my pen pals easily. My school is also not too far from my house so that i never come late to school. I love living in my town.

1. Is the town big ?
 - a. Yes, it is
 - b. Yes, it does
 - c. No, it is
 - d. No, it does

2. Where can people save their money ?
 - a. Post office
 - b. Police office
 - c. House
 - d. Bank

3. Where can people see many animals ?

- a. Zoo
- b. Mall
- c. Market
- d. Museum

4. ... It is clean and comfortable.

“ It “ Refers to ...

- a. Town
- b. Bank
- c. Drugstore
- d. Hospital

5. The policeman work in the ...

- a. Television
- b. School
- c. Police office
- d. Office

6. People catch the bus in the ...

- a. Airport
- b. Bus station
- c. Harbor
- d. Railway station

7. The postman works in the ...

- a. Hospital
- b. Park
- c. Zoo
- d. Post office

8.



We have dinner in the ...

- a. Restaurant
- b. Post office
- c. Zoo
- d. Police office

9. I go to the ... to mail my letter.
- | | |
|-------------|----------------|
| a. Hospital | c. Post office |
| b. School | d. Mall |
10. We can see sands and shells in the ...
- | | |
|-----------|-----------|
| a. Temple | c. Museum |
| b. Park | d. Beach |

II. Fill in the blank with the correct words !

1. The place where people mail their letters
2. The sick people are brought to the
3. The place where people save their money
4. The cristians pray in the
5. The moslems pray in the
6. Mother buy fruits and vegetables in the
7. The tourisst spend their night in the
8. The children go to to study
9. We can see many stupa in the
10. We can se many plane in the

III. Answer the questions !

1. Mention 5 kinds of public places ?
2. Mention 3 public facilities in your city ?
3. Where should you go if you have a toothache ?
4. Where we can see historical things?
5. Where people go to see the films ?

STUDENT WORKSHEET II

Subject : English
Grade / Semester : V / 2
Year : 2013 / 2014
Language Focus : Reading (Descriptive teks about My pet)
Time : 70 Minutes

Name :

Class / No.Abs :

I. Choose the correct answer by crossing a, b, c, or d !

My Lovely Cat

I have a lovely cat called Monie. It is very cute and funny. Monie is small and full color. It fur has three colors; black, white and yellow. The black fur is on his body, white is on his tail and legs, the yellow one is around it stomach, face and neck.

Every day I give it some food and drink. It likes rice and fish. I also give it some milk. It makes Monie stay healthy.


Monie has good behavior. It never steals food. My family and I love it very much.

1. What is the writer's pet ?
 - a. Cat
 - b. Dog
 - c. Hamster
 - d. Mouse
2. What is the name of cat ?
 - a. Molie
 - b. Monie
 - c. Fanny
 - d. Fubby

2. What is the synonyme of “ Fur “ ?

- a. Tail
- b. Soft
- c. Feather
- d. Long

3.



The ... is smaller than a Dog.

- a. Hamster
- b. Deer
- c. Cat
- d. Bird

4. I ... my cat once a week.

- a. Put
- b. Love
- c. Wash
- d. Cage

5. The bird can ... beautifully.

- a. Song
- b. Sing
- c. Brush
- d. Give

6. My sister ... a cat in petshop.


- a. Sell
- b. Meals
- c. Feed
- d. Buy

II. Fill in the blank with the correct word !

1. I put the fish in the

2. The of the rabbit is soft.

3.



The cannot run fast. It moves slowly.

4.



The bird is in the

5. We can buy a pet in the
6. Tommy his pet some feeds.
7. The petshop some pets.
8. I buy dog in the market.
9. My cat is very funny. It has a long
10. The chicken has beautiful

III. Answer these questions !

1. Mention 4 kinds of pets in your home!

Answer :

2. What the meaning of “kandang” in English !

Answer :

3. Where we can buy pet and petmeals ?

Answer :

APPENDIX 6

The Names of Experimental Respondents

No	Name	Kelas	Jenis Kelamin
1.	Deva Sonia Aggraini	VA	P
2.	Dian Yuta Krisna	VA	P
3.	Fatkul Rois	VA	L
4.	Maulida Azmiyah	VA	p
5.	Melina Wardani	VA	P
6.	Muhammad Ferdi Ansyah	VA	L
7.	Muhammad Idham Kholid	VA	L
8.	Muhammad Rizal Arfiansyah	VA	L
9.	Muhammad Syafaruddin	VA	L
10.	Putri Adinda sofiah	VA	P
11.	Ramadania	VA	P
12.	Shofi Robiyah	VA	P
13.	Wisnu Wardana	VA	L
14.	Yusuf Maulana	VA	L

APPENDIX 6

The Names of Control Respondents

No	Name	Kelas	Jenis Kelamin
1.	Adev Putri Ananda	VB	P
2.	Ali Fauzi	VB	L
3.	Berlian Salsabilah	VB	P
4.	Cindy Nur Afifah	VB	P
5.	Magda Ayu	VB	P
6.	Mariah	VB	P
7.	Muhammad Aqil	VB	L
8.	Muhammad Fahmi	VB	L
9.	Muhammad Harish	VB	L
10.	Muhammad Rifqi	VB	L
11.	Novita Ainiah	VB	P
12.	Risa Dwi Wulandari	VB	P
13.	Salman Al Farisi	VB	L
14.	Siti Chomariah	VB	P
15.	Wulandari	VB	P
16.	Zainuddin	VB	L

APPENDIX 7

Validity of First Pre Test

Case Processing Summary

		N	%
Cases	Valid	14	100.0
	Excluded ^a	0	.0
	Total	14	100.0

a. Listwise deletion based on all variables in the procedure.

Reliability Statistics

Cronbach's Alpha	N of Items
.890	25

Item-Total Statistics

	Scale Mean if Item Deleted	Scale Variance if Item Deleted	Corrected Item-Total Correlation	Cronbach's Alpha if Item Deleted
item1	14.9286	37.764	.672	.881
item2	14.7857	38.797	.557	.884
item3	15.0000	38.462	.550	.884
item4	14.8571	39.516	.401	.888
item5	14.8571	38.747	.529	.885
item6	14.8571	39.670	.375	.888
item7	14.8571	38.747	.529	.885
item8	14.9286	39.148	.445	.887
item9	14.9286	40.687	.201	.893
item10	15.0000	39.846	.329	.890
item11	15.0000	38.000	.625	.882
item12	14.7143	39.912	.404	.887
item13	14.8571	39.824	.350	.889
item14	14.9286	37.764	.672	.881
item15	14.7143	39.758	.434	.887
item16	14.7143	39.604	.463	.886
item17	14.9286	37.764	.672	.881
item18	14.9286	38.071	.621	.882
item19	15.0000	39.538	.377	.888
item20	14.8571	43.670	-.251	.902
item21	14.8571	37.055	.820	.877
item22	14.7857	40.489	.262	.891
item23	14.9286	38.071	.621	.882
item24	14.8571	37.055	.820	.877
item25	14.9286	40.379	.249	.891

Scale Statistics

Mean	Variance	Std. Deviation	N of Items
15.5000	42.269	6.50148	25

Validity of Second Post Test

Case Processing Summary

		N	%
Cases	Valid	14	100.0
	Excluded ^a	0	.0
	Total	14	100.0

a. Listwise deletion based on all variables in the procedure.

Reliability Statistics

Cronbach's Alpha	N of Items
.897	21

Item-Total Statistics

	Scale Mean if Item Deleted	Scale Variance if Item Deleted	Corrected Item-Total Correlation	Cronbach's Alpha if Item Deleted
item1	11.8571	31.670	.802	.884
item2	11.7143	32.989	.624	.890
item3	11.9286	33.302	.501	.893
item4	11.7857	34.181	.369	.896
item5	11.7857	32.643	.648	.889
item6	11.7857	33.720	.451	.894
item7	11.7857	33.720	.451	.894
item9	11.8571	35.824	.079	.904
item10	11.9286	34.841	.239	.900
item11	11.9286	32.533	.637	.889
item12	11.7143	34.220	.389	.895
item13	11.8571	33.978	.389	.896
item14	11.8571	31.670	.802	.884
item15	11.7143	34.681	.303	.898
item16	11.7143	33.297	.565	.891
item17	11.8571	32.593	.633	.889
item18	11.9286	32.841	.582	.890
item19	11.9286	34.687	.264	.899
item21	11.8571	31.670	.802	.884
item23	11.8571	32.286	.689	.887
item24	11.9286	32.841	.582	.890

Scale Statistics

Mean	Variance	Std. Deviation	N of Items
12.4286	36.571	6.04743	21

APPENDIX 8

Validity and Reability of Post test

Fisrt Try-out

Case Processing Summary

		N	%
Cases	Valid	15	100.0
	Excluded ^a	0	.0
	Total	15	100.0

a. Listwise deletion based on all variables in the procedure.

Reliability Statistics

Cronbach's Alpha	N of Items
.734	20

Item-Total Statistics

	Scale Mean if Item Deleted	Scale Variance if Item Deleted	Corrected Item-Total Correlation	Cronbach's Alpha if Item Deleted
item1	14.5333	11.981	-.039	.753
item2	14.2667	12.067	.000	.736
item3	14.4000	12.829	-.351	.766
item4	14.5333	10.267	.542	.702
item5	14.4667	10.552	.499	.708
item6	14.4667	11.981	-.030	.749
item7	14.6000	12.257	-.125	.762
item8	14.7333	10.495	.390	.716
item9	14.4000	10.971	.417	.717
item10	14.4667	10.695	.443	.712
item11	14.4000	10.257	.748	.693
item12	14.4000	10.257	.748	.693
item13	14.4667	12.124	-.079	.753
item14	14.5333	10.552	.439	.712
item15	14.5333	9.552	.815	.676
item16	14.6000	10.829	.311	.723
item17	14.6000	9.971	.603	.695
item18	14.6000	10.686	.358	.719
item19	14.6000	11.257	.175	.736
item20	14.4667	11.267	.226	.730

Scale Statistics

Mean	Variance	Std. Deviation	N of Items
15.2667	12.067	3.47371	20

Validity and Reability of Post test

Second Try-out

Case Processing Summary

		N	%
Cases	Valid	15	100.0
	Excluded ^a	0	.0
	Total	15	100.0

a. Listwise deletion based on all variables in the procedure.

Reliability Statistics

Cronbach's Alpha	N of Items
.753	20

Item-Total Statistics

	Scale Mean if Item Deleted	Scale Variance if Item Deleted	Corrected Item-Total Correlation	Cronbach's Alpha if Item Deleted
Item1	14.9333	11.210	.077	.756
item2	14.8667	11.410	.000	.755
item3	15.0667	12.495	-.429	.796
item4	15.1333	9.695	.528	.725
item5	15.0667	9.781	.563	.724
item6	15.0667	11.495	-.092	.773
item7	15.2000	11.457	-.086	.778
item8	15.3333	10.095	.319	.744
item9	15.0000	10.143	.510	.730
item10	15.0667	9.924	.504	.728
item11	15.0000	9.571	.787	.711
item12	14.9333	10.352	.596	.731
item13	14.9333	11.067	.161	.752
item14	15.1333	9.838	.474	.730
item15	15.1333	9.124	.751	.704
item16	15.0667	10.210	.389	.738
item17	15.2000	9.600	.520	.725
item18	15.2000	10.029	.370	.739
item19	15.1333	10.267	.318	.743
item20	15.0000	10.857	.185	.752

Scale Statistics

Mean	Variance	Std. Deviation	N of Items
15.8667	11.410	3.37780	20

APPENDIX 9

Table 1

One-Sample Kolmogorov-Smirnov Test

			Experiment	Control
N			14	16
Normal Parameters ^a	Mean		58.5714	60.0000
	Std. Deviation		19.15810	2.22111E1
Most Extreme Differences	Absolute		.173	.139
	Positive		.173	.139
	Negative		-.095	-.111
Kolmogorov-Smirnov Z			.646	.555
Asymp. Sig. (2-tailed)			.798	.918
Monte Carlo Sig. (2-tailed)	Sig.		.739^c	.882^c
	99% Confidence Interval	Lower Bound	.727	.874
		Upper Bound	.750	.890
a. Test distribution is Normal.				

c. Based on 10000 sampled tables with starting seed 1314643744.

TABLE 2

T-Test (PRE TEST)

Group Statistics

GROUP	N	Mean	Std. Deviation	Std. Error Mean
NILAI 1	14	58.5714	19.15810	5.12022
2	16	60.0000	22.21111	5.55278

Independent Samples Test

		Levene's Test for Equality of Variances		t-test for Equality of Means						
		F	Sig.	t	df	Sig. (2-tailed)	Mean Difference	Std. Error Difference	95% Confidence Interval of the Difference	
								Lower	Upper	
NILAI	Equal variances assumed	.175	.679	.187	28	.853	1.42857	7.63007	-17.05806	14.20091
	Equal variances not assumed			.189	27.997	.851	1.42857	7.55314	-16.90055	14.04340

Table 3

T – Test (POST TEST)

Group Statistics

group	N	Mean	Std. Deviation	Std. Error Mean
Nilai 1	16	68.4375	4.73242	1.18311
2	14	78.5714	11.67321	3.11980

Independent Samples Test

		Levene's Test for Equality of Variances		t-test for Equality of Means						
		F	Sig.	t	df	Sig. (2-tailed)	Mean Difference	Std. Error Difference	95% Confidence Interval of the Difference	
									Lower	Upper
Nilai	Equal variances assumed	9.354	.005	3.192	28	.003	10.13393	3.17488	-16.63738	-3.63048
	Equal variances not assumed			3.037	16.708	.008	10.13393	3.33659	-17.18290	-3.08496

Answer Key for Student Try Out

1. B	6. A	11. B	16. B	21. A
2. A	7. D	12. B	17. A	22. B
3. C	8. C	13. A	18. D	23. D
4. C	9. D	14. C	19. B	24. A
5. B	10. A	15. A	20. D	25. C

Answer Key for Student Pre Test

1. B	6. C	11. B	16. A
2. A	7. D	12. B	17. D
3. C	8. B	13. C	18. B
4. B	9. A	14. A	19. A
5. B	10. A	15. B	20. C

Answer Key for Student Worksheet 1

- | | |
|---------|-------|
| I. 1. C | 6. B |
| 2. D | 7. D |
| 3. A | 8. A |
| 4. A | 9. C |
| 5. C | 10. D |

- | | |
|--------------------|-------------|
| II. 1. Post office | 6. Market |
| 2. Hospital | 7. Hotel |
| 3. Bank | 8. School |
| 4. Church | 9. Temple |
| 5. Mosque | 10. Airport |

- III. 1. 5 kind of public places (Mosque, Temple, Hotel, Cinema, Bank, Restaurant, etc).
2. 3 public facilities in your city (School, Bank, Bookstore, Restaurant, etc).
3. Hospital
4. Museum
5. Cinema

Answer Key for Student Worksheet 2

- | | | |
|---------|-------|-------|
| I. 1. A | 6. A | 11. C |
| 2. B | 7. C | 12. D |
| 3. C | 8. C | 13. C |
| 4. B | 9. D | 14. B |
| 5. A | 10. B | 15. D |

- | | |
|--------------------|-------------|
| II. 1. Aquarium | 6. Give |
| 2. Fur | 7. Buy |
| 3. Turtle/Tortoise | 8. Feed |
| 4. Cage | 9. Tail |
| 5. Petshop | 10. Feather |

- III. 1. Kind of pets in your house (Cat, Bird, Goat, Cow, Duck, etc).
2. Cage
 3. Petshop

Answer Key for Student Post Test

1. C	6. A	11. B	16. C
2. A	7. A	12. C	17. C
3. B	8. A	13. D	18. B
4. A	9. C	14. C	19. D
5. D	10. C	15. B	20. C