

## LAMPIRAN-LAMPIRAN

Lampiran 1 :

**Tabel 4.1**  
**Hasil Penentuan Sampel**

Perusahaan manufaktur yang telah terdaftar di BEI Tahun 2019	163
Perusahaan yang tidak menggunakan rupiah dalam pelaporannya	(33)
Perusahaan manufaktur yang tidak mempublish laporan keuangan berakhir pada 31 Desember dengan lengkap	(8)
Perusahaan yang mengalami kerugian selama tahun 2019	(20)
Return saham yang nilainya kosong (0)	(10)
Jumlah sampel akhir	92
Tahun penelitian	1
Jumlah sampel penelitian	92

Sumber: Data yang diperoleh dari <http://www.co.id>



Lampiran 2 :

Daftar Nama Perusahaan Industry Manufaktur (POPULASI)

NO	KODE	NAMA PERUSAHAAN	KETERANGAN
1	AALI	Astra Agro Lestari, Tbk	Otomotif & Komponen
2	ADES	Akhasa Wira International, Tbk	Kosmetik & Barang Rt
3	ADMG	Polychem Indonesia, Tbk	Kimia
4	AGII	Aneka Gas Industri ,Tbk	Industry Dan Chemicals
5	AKPI	Argha Karya Prima Industry, Tbk	Plastik Dan Kemasan
6	AKRA	Akr Corporindo, Tbk	Farmasi
7	ALDO	Alkindo Naratama ,Tbk	Pulp Dan Kertas
8	ALKA	Alakasa Industrindo Tbk	Logam & Sejenisnya
9	ALMI	Alumindo Light Metal Industry	Kimia
10	AMFG	Asahimas Flat Glass Tbk	Keramik, Perselen &Kaca
11	AMIN	Ateliers Mecaniques D Indonesia, Tbk	Makanan Dan Minuman
12	APLI	Asiaplast Industries, Tbk	Plastik Dan Kemasan
13	ARGO	Argo Pantes, Tbk	Tekstil & Garment
14	ARNA	Arwana Citramulia, Tbk	Keramik, Perselen &Kaca
15	ASII	Astra International ,Tbk	Otomotif & Komponen
16	AUTO	Astra Otoparts, Tbk	Otomotif & Komponen
17	BAJA	Saranacentral Bajatama, Tbk	Produk Logam Dan Ll
18	BATA	Sepatu Bata, Tbk	Alas Kaki
19	BELL	Trisula Textile Industries, Tbk	Tekstil & Garment
20	BIMA	Primarindo Asia Infrastructure	Alas Kaki
21	BOLT	Garuda Metalindo, Tbk	Otomotif & Komponen
22	BRAM	Indo Kordsa, Tbk	Otomotif & Komponen
23	BRNA	Berlina Tbk.	Plastik Dan Kemasan
24	BRPT	Barito Pacific Tbk.	Industry Dan Chemicals
25	BTON	Betonjaya Manunggal Tbk.	Produk Logam Dan Ll
26	BUDI	Budi Starc & Sweeter, Tbk	Kimia
27	CAKK	Cahayaputra Asa Keramik Tbk.	Keramik, Perselen &Kaca
28	CCSI	Communication Cable Systems In	Kabel
29	CEKA	Wilmar Cahaya Indonesia, Tbk	Makanan Dan Minuman
30	CINT	Chitose International, Tbk	Barang Rt
31	CNTX	Century Textile Industry Tbk.	Tekstil & Garment
32	CPIN	Charoen Pokphand Indonesia, Tbk	Pakan Ternak
33	CPRO	Central Proteina Prima Tbk.	Pakan Ternak
34	CSAP	Catur Sentosa Adiprana, Tbk	Keramik, Perselen &Kaca
35	CTBN	Citra Tubindo Tbk.	Produk Logam Dan Ll
36	CTTH	Citatah, Tbk	Keramik, Perselen &Kaca
37	DPNS	Duta Pertiwi Nusantara Tbk.	Industry Dan Chemicals
38	DSNG	Dharma Satya Nusantara, Tbk	Makanan Dan Minuman
39	DVLA	Darya Varia Laboratoria, Tbk	Farmasi
40	EKAD	Ekadharma International, Tbk	Kimia
41	EPAC	Megalestari Epack Sentosaraya	Plastik Dan Kemasan
42	EPMT	Enseval Putera Megatrading, Tbk	Farmasi
43	ERTX	Eratex Djaja Tbk.	Tekstil & Garment
44	ESIP	Sinergi Inti Plastindo Tbk.	Plastik Dan Kemasan
45	ESSA	Surya Esa Perkasa Tbk.	Produksi Minyak Mentah & Gas

46	ESTI	Ever Shine Tex Tbk.	Tekstil & Garment
47	ETWA	Eterindo Wahanatama Tbk	Industry Dan Chemicals
48	FASW	Fajar Surya Wisesa Tbk.	Pulp Dan Kertas
49	FPNI	Lotte Chemical Titan Tbk.	Plastik Dan Kemasan
50	GDST	Gunawan Dianjaya Steel Tbk.	Produk Logam Dan Ll
51	GDYR	Goodyear Indonesia Tbk.	Otomotif & Komponen
52	GGRM	Gudang Garam, Tbk	Rokok
53	GGRP	Gunung Raja Paksi Tbk.	Produk Logam Dan Ll
54	GJTL	Gajah Tunggal Tbk.	Otomotif & Komponen
55	GMFI	Garuda Maintenance Facility Ae	Mesin Dan Peralatan Berat
56	HDTX	Panasia Indo Resources Tbk.	Tekstil & Garment
57	HMSP	Hanjaya Mandala Soemporna, Tbk	Rokok
58	ICBP	Indofood Cbp Sukses Makmur, Tbk	Makanan Dan Minuman
59	IFII	Indonesia Fibreboard Industry	Industri Kayu
60	IGAR	Champion Pacific Indonesia, Tbk	Plastik Dan Kemasan
61	IKBI	Sumi Indo Kabel Tbk.	Kabel
62	IMAS	Indomobil Sukses Internasional	Otomotif & Komponen
63	IMPC	Impack Pratama Industri Tbk.	Plastik Dan Kemasan
64	INAF	Indofarma, Tbk	Farmasi
65	INAI	Indal Alumunium Industry, Tbk	Logam & Sejenisnya
66	INCI	Intanwijaya Internasional, Tbk	Kimia
67	INDF	Indofood Sukses Makmur, Tbk	Makanan Dan Minuman
68	INDR	Indo-Rama Synthetics Tbk.	Tekstil & Garment
69	INDS	Indospring Tbk.	Otomotif & Komponen
70	INKP	Indah Kiat Pulp & Paper Tbk.	Pulp Dan Kertas
71	INOV	Inocycle Technology Group Tbk.	Industry Dan Chemicals
72	INRU	Toba Pulp Lestari Tbk.	Pulp Dan Kertas
73	INTP	Indocement Tunggal Prakarsa Tb	Industry Dan Chemicals
74	IPOL	Indopoly Swakarsa Industry Tbk	Plastik Dan Kemasan
75	ISSP	Steel Pipe Industry Of Indones	Produk Logam Dan Ll
76	JECC	Jembo Cable Company, Tbk	Kabel
77	JKSW	Jakarta Kyoei Steel Works Tbk.	Produk Logam Dan Ll
78	JPFA	Japfa Comfeed Indonesia, Tbk	Makanan Dan Minuman
79	JSKY	Sky Energy Indonesia Tbk.	Electronic
80	KBLI	Kmi Wire & Cable Tbk.	Kabel
81	KBLM	Kabelindo Murni, Tbk	Kabel
82	KBRI	Kertas Basuki Rachmat Indonesi	Pulp Dan Kertas
83	KDSI	Kedawung Setia Industrial	Pulp Dan Kertas
84	KIAS	Keramika Indonesia Assosiasi T	Keramik, Perselen & Kaca
85	KICI	Kedaung Indah Can, Tbk	Peralatan Rt
86	KLBF	Kalbe Farma, Tbk	Farmasi
87	KMTR	Kirana Megatara Tbk.	Industry Dan Chemicals
88	KPAL	Steadfast Marine Tbk.	Mesin Dan Peralatan Berat
89	KRAH	Grand Kartech Tbk.	Mesin Dan Peralatan Berat
90	KRAS	Krakatau Steel (Persero) Tbk.	Logam & Sejenisnya
91	LION	Lion Metal Works Tbk.	Logam & Sejenisnya
92	LMPI	Langgeng Makmur Industri, Tbk	Farmasi
93	LMSH	Lionmesh Prima, Tbk	Logam & Sejenisnya
94	LPIN	Multi Prima Sejahtera Tbk	Otomotif & Komponen
95	MAIN	Malindo Feedmill Tbk.	Pakan Ternak
96	MARK	Mark Dynamics Indonesia Tbk.	Keramik, Perselen & Kaca

97	MASA	Multistrada Arah Sarana Tbk.	Otomotif & Komponen
98	MBTO	Martina Berto, Tbk	Kosmetik & Barang Rt
99	MDKI	Emdeki Utama Tbk.	Industry Dan Chemicals
100	MLBI	Multi Bintang Indonesia, Tbk	Makanan Dan Minuman
101	MLIA	Mulia Industrindo Tbk	Keramik, Perselen & Kaca
102	MOLI	Madusari Murni Indah Tbk.	Industry Dan Chemicals
103	MRAT	Mustika Ratu, Tbk	Kosmetik & Barang Rt
104	MYTX	Asia Pacific Investama Tbk.	Tekstil & Garment
105	NIKL	Pelat Timah Nusantara Tbk.	Logam & Sejenisnya
106	NIPS	Nipress Tbk.	Otomotif & Komponen
107	PBID	Panca Budi Idaman Tbk.	Plastik Dan Kemasan
108	PBRX	Pan Brothers Tbk.	Tekstil & Garment
109	PDES	Destinasi Tirta Nusantara, Tbk	Peralatan Rt
110	PICO	Pelangi Indah Canindo Tbk	Logam & Sejenisnya
111	POLU	Golden Flower Tbk.	Tekstil & Garment
112	POLY	Asia Pacific Fibers Tbk	Tekstil & Garment
113	PRAS	Prima Alloy Steel Universal Tbk	Otomotif & Komponen
114	PTSN	Sat Nusapersada Tbk	Electronic
115	PURE	Trinitan Metals And Minerals T	Logam & Sejenisnya
116	RDTX	Roda Vivatex, Tbk	Tekstil & Garment
117	RICY	Ricky Putra Globalindo Tbk	Tekstil & Garment
118	RMBA	Bentoel Group, Tbk	Rokok
119	ROTI	Nippon Indosari Corpindo	Makanan Dan Minuman
120	RUIS	Radiant Utama Interinsco, Tbk	Makanan Dan Minuman
121	SAMF	Saraswanti Anugerah Makmur Tbk	Industry Dan Chemicals
122	SBAT	Sejahtera Bintang Abadi Textil	Tekstil & Garment
123	SCCO	Supreme Cable Manufacturing &	Kabel
124	SCNP	Selaras Citra Nusantara Perkas	Electronic
125	SIDO	Sido Muncul, Tbk	Farmasi
126	SIMP	Salim Ivomas Pratama, Tbk	Makanan Dan Minuman
127	SINI	Singaraja Putra Tbk.	Industri Kayu
128	SIPD	Sreeya Sewu Indonesia Tbk.	Pakan Ternak
129	SKBM	Sekar Bumi, Tbk	Makanan Dan Minuman
130	SLIS	Gaya Abadi Sempurna Tbk.	Electronic
131	SMBR	Semen Baturaja (Persero) Tbk.	Industry Dan Chemicals
132	SMCB	Solusi Bangun Indonesia Tbk.	Industry Dan Chemicals
133	SMGR	Semen Indonesia (Persero) Tbk.	Industry Dan Chemicals
134	SMKL	Satyamitra Kemas Lestari Tbk.	Plastik Dan Kemasan
135	SMSM	Selamat Sempurna, Tbk	Otomotif & Komponen
136	SPMA	Suparma Tbk.	Pulp Dan Kertas
137	SRIL	Sri Rejeki Isman Tbk.	Tekstil & Garment
138	SRSN	Indo Acidatama, Tbk	Kimia
139	SSTM	Sunson Textile Manufacture Tbk	Tekstil & Garment
140	STAR	Buana Artha Anugrah, Tbk	Tekstil & Garment
141	SULI	Slj Global Tbk.	Industri Kayu
142	SWAT	Sriwahana Adityakarta Tbk.	Pulp Dan Kertas
143	TBMS	Tembaga Mulia Semanan Tbk.	Logam & Sejenisnya
144	TCID	Mandom Indonesia, Tbk	Kosmetik & Barang Rt
145	TDPM	Tridomain Performance Material	Industry Dan Chemicals
146	TFCO	Tifico Fiber Indonesia Tbk.	Tekstil & Garment
147	TIRT	Tirta Mahakam Resources Tbk	Industri Kayu

148	TKIM	Pabrik Kertas Tjiwi Kimia Tbk.	Pulp Dan Kertas
149	TOTO	Surya Toto Indonesia, Tbk	Kimia
150	TPIA	Chandra Asri Petrochemical Tbk	Industry Dan Chemicals
151	TRIS	Trisula International, Tbk	Tekstil & Garment
152	TRST	Trias Sentosa Tbk.	Plastik Dan Kemasan
153	TSPC	Tempo Scan Pacific, Tbk	Farmasi
154	UCID	Uni-Charm Indonesia Tbk.	Tekstil & Garment
155	ULTJ	Ultrajaya Milk, Tbk	Makanan Dan Minuman
156	UNIC	Unggul Indah Cahaya Tbk.	Industry Dan Chemicals
157	UNIT	Nusantara Inti Corpora, Tbk	Tekstil & Garment
158	UNVR	Unilever Indonesia, Tbk	Kosmetik & Barang Rt
159	VOKS	Voksel Electric Tbk.	Kabel
160	WIIM	Wismilak Group, Tbk	Rokok
161	WTON	Wijaya Karya Beton Tbk.	Industry Dan Chemicals
162	YPAS	Yanaprima Hastapersada Tbk	Plastik Dan Kemasan
163	ZONE	Mega Perintis Tbk.	Tekstil & Garment



Lampiran 3 :

Kriteria Sampel

NO	KODE	Nama Perusahaan	PERUSAHAAN MANUFAKTUR TERDAFTAR DI BEI 2017-2019	PERUSAHAAN YANG MENGGUNAKAN RUPIAH DALAM PELAPORANNYA	PERUSAHAAN YANG MEMPUBLISH LAPORAN KEUANGAN BERAKHIR PADA 31 DESEMBER	PERUSAHAAN YANG TIDAK MENGALAMI KERUGIAN SELAMA TAHUN 2017-2019	PERUSAHAAN YANG NILAI RETURN SAHAMNYA KOSONG (0) DALAM TAHUN 2019
1	AALI	Astra Agro Lestari, Tbk	√	√	√	√	√
2	ADES	Akhasa Wira International, Tbk	√	√	√	√	√
3	ADMG	Polychem Indonesia Tbk	√	X	√	√	√
4	AGII	Aneka Gas Industri Tbk.	√	√	√	√	√
5	AKPI	Argha Karya Prima Industry, Tbk	√	√	√	√	√
6	AKRA	Akr Corporindo, Tbk	√	√	√	√	√
7	ALDO	Alkindo Naratama Tbk.	√	√	√	√	√
8	ALKA	Alakasa Industrindo Tbk	√	√	√	√	√
9	ALMI	Alumindo Light Metal Industry	√	√	√	X	√
10	AMFG	Asahimas Flat Glass Tbk.	√	√	√	X	√
11	AMIN	Ateliers Mecaniques D Indonesia, Tbk	√	√	X	√	√
12	APLI	Asiaplast Industries Tbk.	√	√	√	√	√

13	ARGO	Argo Pantes Tbk	√	X	√	√	√
14	ARNA	Arwana Citramulia Tbk.	√	√	√	√	√
15	ASII	Astra International Tbk.	√	√	√	√	√
16	AUTO	Astra Otoparts Tbk.	√	√	√	√	√
17	BAJA	Saranacentral Bajatama Tbk	√	√	√	√	√
18	BATA	Sepatu Bata, Tbk	√	√	√	√	√
19	BELL	Trisula Textile Industries Tbk	√	√	√	√	√
20	BIMA	Primarindo Asia Infrastructure	√	√	√	√	X
21	BOLT	Garuda Metalindo Tbk.	√	√	√	√	√
22	BRAM	Indo Kordsa Tbk.	√	X	√	√	√
23	BRNA	Berlina Tbk.	√	√	√	X	√
24	BRPT	Barito Pacific Tbk.	√	X	√	√	√
25	BTON	Betonjaya Manunggal Tbk.	√	√	√	√	√
26	BUDI	Budi Starc & Sweeter, Tbk	√	√	√	√	√
27	CAKK	Cahayaputra Asa Keramik Tbk.	√	√	√	√	√
28	CCSI	Communication Cable Systems In	√	√	√	√	√
29	CEKA	Wilmar Cahaya Indonesia, Tbk	√	√	√	√	√
30	CINT	Chitose International, Tbk	√	√	√	√	√
31	CNTX	Century Textile Industry Tbk.	√	X	√	√	√

32	CPIN	Charoen Pokphand Indonesia, Tbk	√	√	√	√	√
33	CPRO	Central Proteina Prima Tbk.	√	√	√	X	√
34	CSAP	Catur Sentosa Adiprana, Tbk	√	√	√	√	√
35	CTBN	Citra Tubindo Tbk.	√	X	√	√	√
36	CTTH	Citatah, Tbk	√	√	√	X	√
37	DPNS	Duta Pertiwi Nusantara Tbk.	√	√	√	√	X
38	DSNG	Dharma Satya Nusantara, Tbk	√	√	√	√	√
39	DVLA	Darya Varia Laboratoria, Tbk	√	√	√	√	√
40	EKAD	Ekadharma International, Tbk	√	√	√	√	√
41	EPAC	Megalestari Epack Sentosaraya	√	√	X	√	√
42	EPMT	Enseval Putera Megatrading, Tbk	√	√	√	√	√
43	ERTX	Eratex Djaja Tbk.	√	X	√	√	√
44	ESIP	Sinergi Inti Plastindo Tbk.	√	√	X	√	X
45	ESSA	Surya Esa Perkasa Tbk.	√	X	√	√	√
46	ESTI	Ever Shine Tex Tbk.	√	X	√	√	√
47	ETWA	Eterindo Wahanatama Tbk	√	√	X	√	√
48	FASW	Fajar Surya Wisesa Tbk.	√	√	√	√	√
49	FPNI	Lotte Chemical Titan Tbk.	√	X	√	√	√
50	GDST	Gunawan Dianjaya Steel Tbk.	√	√	√	√	√
51	GDYR	Goodyear Indonesia Tbk.	√	X	√	√	√



52	GGRM	Gudang Garam, Tbk	√	√	√	√	√
53	GGRP	Gunung Raja Paksi Tbk.	√	X	√	√	√
54	GJTL	Gajah Tunggal Tbk.	√	√	√	√	√
55	GMFI	Garuda Maintenance Facility Ae	√	X	√	√	√
56	HDTX	Panasia Indo Resources Tbk.	√	√	√	X	√
57	HMSP	Hanjaya Mandala Soemporna, Tbk	√	√	√	√	√
58	ICBP	Indofood Cbp Sukses Makmur, Tbk	√	√	√	√	√
59	IFII	Indonesia Fibreboard Industry	√	√	√	√	√
60	IGAR	Champion Pacific Indonesia, Tbk	√	√	√	√	√
61	IKBI	Sumi Indo Kabel Tbk.	√	X	√	√	√
62	IMAS	Indomobil Sukses Internasional	√	√	√	√	√
63	IMPC	Impack Pratama Industri Tbk.	√	√	√	√	√
64	INAF	Indofarma, Tbk	√	√	X	√	√
65	INAI	Indal Alumunium Industry, Tbk	√	√	√	√	√
66	INCI	Intanwijaya Internasional, Tbk	√	√	√	√	√
67	INDF	Indofood Sukses Makmur, Tbk	√	√	√	√	√
68	INDR	Indo-Rama Synthetics Tbk.	√	X	√	√	√
69	INDS	Indospring Tbk.	√	√	√	√	X
70	INKP	Indah Kiat Pulp & Paper Tbk.	√	X	√	√	√

71	INOV	Inocycle Technology Group Tbk.	√	√	√	√	√
72	INRU	Toba Pulp Lestari Tbk.	√	X	√	√	√
73	INTP	Indocement Tunggal Prakarsa Tb	√	√	√	√	√
74	IPOL	Indopoly Swakarsa Industry Tbk	√	X	√	√	√
75	ISSP	Steel Pipe Industry Of Indones	√	√	√	√	√
76	JECC	Jembo Cable Company, Tbk	√	√	√	√	X
77	JKSW	Jakarta Kyoei Steel Works Tbk.	√	√	√	X	√
78	JPFA	Japfa Comfeed Indonesia, Tbk	√	√	√	√	√
79	JSKY	Sky Energy Indonesia Tbk.	√	√	√	√	√
80	KBLI	Kmi Wire & Cable Tbk.	√	√	√	√	√
81	KBLM	Kabelindo Murni, Tbk	√	√	√	√	√
82	KBRI	Kertas Basuki Rachmat Indonesi	√	√	X	√	√
83	KDSI	Kedawung Setia Industrial	√	√	√	√	√
84	KIAS	Keramika Indonesia Asosiasi T	√	√	√	X	√
85	KICI	Kedaung Indah Can, Tbk	√	√	√	X	√
86	KLBF	Kalbe Farma, Tbk	√	√	√	√	√
87	KMTR	Kirana Megatara Tbk.	√	√	√	√	√
88	KPAL	Steadfast Marine Tbk.	√	√	X	√	√
89	KRAH	Grand Kartech Tbk.	√	X	√	√	√
90	KRAS	Krakatau Steel (Persero) Tbk.	√	X	√	√	√

91	LION	Lion Metal Works Tbk.	√	√	√	√	√
92	LMPI	Langgeng Makmur Industri, Tbk	√	√	√	X	√
93	LMSH	Lionmesh Prima, Tbk	√	√	√	X	√
94	LPIN	Multi Prima Sejahtera Tbk	√	√	√	√	√
95	MAIN	Malindo Feedmill Tbk.	√	√	√	√	√
96	MARK	Mark Dynamics Indonesia Tbk.	√	√	√	√	√
97	MASA	Multistrada Arah Sarana Tbk.	√	X	√	√	√
98	MBTO	Martina Berto, Tbk	√	√	√	X	√
99	MDKI	Emdeki Utama Tbk.	√	√	√	√	√
100	MLBI	Multi Bintang Indonesia, Tbk	√	√	√	√	√
101	MLIA	Mulia Industrindo Tbk	√	√	√	√	√
102	MOLI	Madusari Murni Indah Tbk.	√	√	√	√	X
103	MRAT	Mustika Ratu, Tbk	√	√	√	X	√
104	MYTX	Asia Pacific Investama Tbk.	√	√	√	X	√
105	NIKL	Pelat Timah Nusantara Tbk.	√	X	√	√	√
106	NIPS	Nipress Tbk.	√	√	X	√	√
107	PBID	Panca Budi Idaman Tbk.	√	√	√	√	√
108	PBRX	Pan Brothers Tbk.	√	X	√	√	√
109	PDES	Destinasi Tirta Nusantara, Tbk	√	√	√	X	√
110	PICO	Pelangi Indah Canindo Tbk	√	√	√	√	√

111	POLU	Golden Flower Tbk.	√	√	X	√	√
112	POLY	Asia Pacific Fibers Tbk	√	X	√	√	√
113	PRAS	Prima Alloy Steel Universal Tbk	√	√	√	X	√
114	PTSN	Sat Nusapersada Tbk	√	X	√	√	√
115	PURE	Trinitan Metals And Minerals T	√	√	√	X	√
116	RDTX	Roda Vivatex, Tbk	√	√	√	√	√
117	RICY	Ricky Putra Globalindo Tbk	√	√	√	√	√
118	RMBA	Bentoel Group, Tbk	√	√	√	√	√
119	ROTI	Nippon Indosari Corpindo	√	√	√	√	√
120	RUIS	Radiant Utama Interinsco, Tbk	√	√	√	√	√
121	SAMF	Saraswanti Anugerah Makmur Tbk	√	√	X	√	√
122	SBAT	Sejahtera Bintang Abadi Textil	√	√	√	X	√
123	SCCO	Supreme Cable Manufacturing &	√	√	√	√	√
124	SCNP	Selaras Citra Nusantara Perkas	√	√	X	√	√
125	SIDO	Sido Muncul, Tbk	√	√	√	√	√
126	SIMP	Salim Ivomas Pratama, Tbk	√	√	√	X	√
127	SINI	Singaraja Putra Tbk.	√	√	√	√	√
128	SIPD	Sreeya Sewu Indonesia Tbk.	√	√	√	√	√
129	SKBM	Sekar Bumi, Tbk	√	√	√	√	√
130	SLIS	Gaya Abadi Sempurna Tbk.	√	√	√	√	√

131	SMBR	Semen Baturaja (Persero) Tbk.	√	√	√	√	√
132	SMCB	Solusi Bangun Indonesia Tbk.	√	√	√	√	√
133	SMGR	Semen Indonesia (Persero) Tbk.	√	√	√	√	√
134	SMKL	Satyamitra Kemas Lestari Tbk.	√	√	X	√	√
135	SMSM	Selamat Sempurna, Tbk	√	√	√	√	√
136	SPMA	Suparma Tbk.	√	√	√	√	√
137	SRIL	Sri Rejeki Isman Tbk.	√	X	√	√	√
138	SRSN	Indo Acidatama, Tbk	√	√	√	√	√
139	SSTM	Sunson Textile Manufacture Tbk	√	√	√	X	√
140	STAR	Buana Artha Anugrah, Tbk	√	√	√	√	X
141	SULI	Slj Global Tbk.	√	X	√	√	√
142	SWAT	Sriwahana Adityakarta Tbk.	√	√	√	√	√
143	TBMS	Tembaga Mulia Semanan Tbk.	√	X	√	√	√
144	TCID	Mandom Indonesia, Tbk	√	√	√	√	√
145	TDPM	Tridomain Performance Material	√	X	√	√	√
146	TFCO	Tifico Fiber Indonesia Tbk.	√	X	√	√	√
147	TIRT	Tirta Mahakam Resources Tbk	√	√	√	X	√
148	TKIM	Pabrik Kertas Tjiwi Kimia Tbk.	√	X	√	√	√
149	TOTO	Surya Toto Indonesia, Tbk	√	√	√	√	√
150	TPIA	Chandra Asri Petrochemical Tbk	√	X	√	√	√

151	TRIS	Trisula International, Tbk	√	√	√	√	X
152	TRST	Trias Sentosa Tbk.	√	√	√	√	√
153	TSPC	Tempo Scan Pacific, Tbk	√	√	√	√	√
154	UCID	Uni-Charm Indonesia Tbk.	√	√	X	√	√
155	ULTJ	Ultrajaya Milk, Tbk	√	√	√	√	X
156	UNIC	Unggul Indah Cahaya Tbk.	√	X	√	√	√
157	UNIT	Nusantara Inti Corpora, Tbk	√	√	√	√	√
158	UNVR	Unilever Indonesia, Tbk	√	√	√	√	√
159	VOKS	Voksel Electric Tbk.	√	√	√	√	√
160	WIM	Wismilak Group, Tbk	√	√	√	√	√
161	WTON	Wijaya Karya Beton Tbk.	√	√	√	√	√
162	YPAS	Yanaprima Hastapersada Tbk	√	√	√	√	X
163	ZONE	Mega Perintis Tbk.	√	√	√	√	√
				33	8	20	10
			TOTAL	92			

## Lampiran 4 :

## Sampel Penelitian

<b>NO</b>	<b>KODE</b>	<b>NAMA PERUSAHAAN</b>
1	AALI	ASTRA AGRO LESTARI, TBK
2	ADES	AKHASA WIRA INTERNATIONAL, TBK
3	AGII	ANEKA GAS INDUSTRI TBK.
4	AKPI	ARGHA KARYA PRIMA INDUSTRY, TBK
5	AKRA	AKR CORPORINDO, TBK
6	ALDO	ALKINDO NARATAMA TBK.
7	ALKA	ALAKASA INDUSTRINDO TBK
8	APLI	ASIAPLAST INDUSTRIES TBK.
9	ARNA	ARWANA CITRAMULIA TBK.
10	ASII	ASTRA INTERNATIONAL TBK.
11	AUTO	ASTRA OTOPARTS TBK.
12	BAJA	SARANACENTRAL BAJATAMA TBK
13	BATA	SEPATU BATA, TBK
14	BELL	TRISULA TEXTILE INDUSTRIES TBK
15	BOLT	GARUDA METALINDO TBK.
16	BTON	BETONJAYA MANUNGGAL TBK.
17	BUDI	BUDI STARC & SWEETER, TBK
18	CAKK	CAHAYAPUTRA ASA KERAMIK TBK.
19	CCSI	COMMUNICATION CABLE SYSTEMS IN
20	CEKA	WILMAR CAHAYA INDONESIA, TBK
21	CINT	CHITOSE INTERNATIONAL, TBK
22	CPIN	CHAROEN POKPHAND INDONESIA, TBK
23	CSAP	CATUR SENTOSA ADIPRANA, TBK
24	DSNG	DHARMA SATYA NUSANTARA, TBK
25	DVLA	DARYA VARIA LABORATORIA, TBK
26	EKAD	EKADHARMA INTERNATIONAL, TBK
27	EPMT	ENSEVAL PUTERA MEGATRADING, TBK
28	FASW	FAJAR SURYA WISESA TBK.
29	GDST	GUNAWAN DIANJAYA STEEL TBK.
30	GGRM	GUDANG GARAM, TBK
31	GJTL	GAJAH TUNGGAL TBK.
32	HMSP	HANJAYA MANDALA SOEMPORNA, TBK
33	ICBP	INDOFOOD CBP SUKSES MAKMUR, TBK
34	IFII	INDONESIA FIBREBOARD INDUSTRY
35	IGAR	CHAMPION PACIFIC INDONESIA, TBK
36	IMAS	INDOMOBIL SUKSES INTERNASIONAL
37	IMPC	IMPACK PRATAMA INDUSTRI TBK.
38	INAI	INDAL ALUMUNIUM INDUSTRY, TBK
39	INCI	INTANWIJAYA INTERNASIONAL, TBK
40	INDF	INDOFOOD SUKSES MAKMUR, TBK
41	INOV	INOCYCLE TECHNOLOGY GROUP TBK.
42	INTP	INDOCEMENT TUNGGAL PRAKARSA TB
43	ISSP	STEEL PIPE INDUSTRY OF INDONES
44	JPFA	JAPFA COMFEED INDONESIA, TBK
45	JSKY	SKY ENERGY INDONESIA TBK.

46	KBLI	KMI WIRE & CABLE TBK.
47	KBLM	KABELINDO MURNI, TBK
48	KDSI	KEDAWUNG SETIA INDUSTRIAL
49	KLBF	KALBE FARMA, TBK
50	KMTR	KIRANA MEGATARA TBK.
51	LION	LION METAL WORKS TBK.
52	LPIN	MULTI PRIMA SEJAHTERA TBK
53	MAIN	MALINDO FEEDMILL TBK.
54	MARK	MARK DYNAMICS INDONESIA TBK.
55	MDKI	EMDEKI UTAMA TBK.
56	MLBI	MULTI BINTANG INDONESIA, TBK
57	MLIA	MULIA INDUSTRINDO TBK
58	MRAT	MUSTIKA RATU, TBK
59	PBID	PANCA BUDI IDAMAN TBK.
60	PICO	PELANGI INDAH CANINDO TBK
61	POLU	GOLDEN FLOWER TBK.
62	RDTX	RODA VIVATEX, TBK
63	RICY	RICKY PUTRA GLOBALINDO TBK
64	RMBA	BENTOEL GROUP, TBK
65	ROTI	NIPPON INDOSARI CORPINDO
66	RUIS	RADIANT UTAMA INTERINSCO, TBK
67	SAMF	SARASWANTI ANUGERAH MAKMUR TBK
68	SCCO	SUPREME CABLE MANUFACTURING &
69	SIDO	SIDO MUNCUL, TBK
70	SINI	SINGARAJA PUTRA TBK.
71	SIPD	SREEYA SEWU INDONESIA TBK.
72	SKBM	SEKAR BUMI, TBK
73	SLIS	GAYA ABADI SEMPURNA TBK.
74	SMBR	SEMEN BATURAJA (PERSERO) TBK.
75	SMCB	SOLUSI BANGUN INDONESIA TBK.
76	SMGR	SEMEN INDONESIA (PERSERO) TBK.
77	SMKL	SATYAMITRA KEMAS LESTARI TBK.
78	SMSM	SELAMAT SEMPURNA, TBK
79	SPMA	SUPARMA TBK.
80	SRSN	INDO ACIDATAMA, TBK
81	SWAT	SRIWAHANA ADITYAKARTA TBK.
82	TCID	MANDOM INDONESIA, TBK
83	TOTO	SURYA TOTO INDONESIA, TBK
84	TRST	TRIAS SENTOSA TBK.
85	TSPC	TEMPO SCAN PACIFIC, TBK
86	UCID	UNI-CHARM INDONESIA TBK.
87	UNIT	NUSANTARA INTI CORPORA, TBK
88	UNVR	UNILEVER INDONESIA, TBK
89	VOKS	VOKSEL ELECTRIC TBK.
90	WIIM	WISMILAK GROUP, TBK
91	WTON	WIJAYA KARYA BETON TBK.
92	ZONE	MEGA PERINTIS TBK.



Lampiran 5 :

Perhitungan Return Saham 2019

$$Rit = \frac{(Pt - Pt-1)}{Pt-1}$$

$$Y = \sum \frac{Rit1 + Rit2 + Rit3 + Rit4 + Rit5 + Rit6}{5}$$

KODE	TANGGAL PUBLIKASI	HARI	SAHAM	Rit	$\sum_{i=1}^1 Rit$	$\frac{\sum_{i=1}^1 Rit}{5}$
	17-Feb-20		11025			
	18-Feb-20	-2	11100	0,00680		
	19-Feb-20	-1	11200	0,00901		
AALI	20-Feb-20	0	11150	-0,00446		
	21-Feb-20	1	10825	-0,02915		
	24-Feb-20	2	10575	-0,02309		
	25-Feb-20	3	10850	0,02600	-0,01489	-0,003
	23-Mar-20		700			
	24-Mar-20	-2	695	-0,00714		
	26-Mar-20	-1	700	0,00719		
ADES	27-Mar-20	0	725	0,03571		
	30-Mar-20	1	700	-0,03448		
	01-Apr-20	2	730	0,04286		
	02-Apr-20	3	775	0,06164	0,10578	0,021
	24-Mar-20		382			
	26-Mar-20	-2	400	0,04712		
	27-Mar-20	-1	402	0,00500		
AGII	30-Mar-20	0	440	0,09453		
	31-Mar-20	1	540	0,22727		
	01-Apr-20	2	505	-0,06481		
	02-Apr-20	3	470	-0,06931	0,23980	0,048
	13-Mei-20		408			
	14-Mei-20	-2	408	0,00000		
	15-Mei-20	-1	408	0,00000		
AKPI	18-Mei-20	0	408	0,00000		
	19-Mei-20	1	408	0,00000		
	20-Mei-20	2	408	0,00000		
	26-Mei-20	3	380	-0,06863	-0,06863	-0,014

	11-Mar-20		2000			
	12-Mar-20	-2	1850	-0,07500		
	13-Mar-20	-1	1850	0,00000		
AKRA	16-Mar-20	0	1680	-0,09189		
	17-Mar-20	1	1700	0,01190		
	18-Mar-20	2	1595	-0,06176		
	19-Mar-20	3	1700	0,06583	-0,15092	-0,030
	04-Mar-20		466			
	05-Mar-20	-2	470	0,00858		
	06-Mar-20	-1	466	-0,00851		
ALDO	09-Mar-20	0	450	-0,03433		
	10-Mar-20	1	448	-0,00444		
	11-Mar-20	2	410	-0,08482		
	12-Mar-20	3	440	0,07317	-0,05036	-0,010
	19-Mar-20		380			
	20-Mar-20	-2	380	0,00000		
	23-Mar-20	-1	360	-0,05263		
ALKA	24-Mar-20	0	360	0,00000		
	26-Mar-20	1	338	-0,06111		
	27-Mar-20	2	318	-0,05917		
	30-Mar-20	3	300	-0,05660	-0,22952	-0,046
	04-Mei-20		125			
	05-Mei-20	-2	135	0,08000		
	06-Mei-20	-1	135	0,00000		
APLI	08-Mei-20	0	135	0,00000		
	11-Mei-20	1	135	0,00000		
	12-Mei-20	2	138	0,02222		
	13-Mei-20	3	137	-0,00725	-0,00725	-0,001
	29-Jan-20		428			
	30-Jan-20	-2	430	0,00467		
	31-Jan-20	-1	430	0,00000		
ARNA	03-Feb-20	0	432	0,00465		
	04-Feb-20	1	430	-0,00463		
	05-Feb-20	2	452	0,05116		
	06-Feb-20	3	460	0,01770	0,07356	0,015
	24-Feb-20		6100			
	25-Feb-20	-2	6225	0,02049		
	26-Feb-20	-1	6050	-0,02811		
ASII	27-Feb-20	0	5950	-0,01653		
	28-Feb-20	1	5525	-0,07143		

	02-Mar-20	2	5700	0,03167		
	03-Mar-20	3	5900	0,03509	-0,02882	-0,006
	14-Feb-20		2150			
	18-Feb-20	-2	2140	-0,00465		
	19-Feb-20	-1	2150	0,00467		
AUTO	20-Feb-20	0	2100	-0,02326		
	21-Feb-20	1	2020	-0,03810		
	24-Feb-20	2	1940	-0,03960		
	25-Feb-20	3	1950	0,00515	-0,09578	-0,019
	09-Apr-20		53			
	13-Apr-20	-2	53	0,00000		
	14-Apr-20	-1	54	0,01887		
BAJA	15-Apr-20	0	54	0,00000		
	16-Apr-20	1	54	0,00000		
	17-Apr-20	2	55	0,01852		
	20-Apr-20	3	55	0,00000	0,03739	0,007
	26-Mei-20		590			
	27-Mei-20	-2	590	0,00000		
	28-Mei-20	-1	590	0,00000		
BATA	29-Mei-20	0	585	-0,00847		
	02-Jun-20	1	590	0,00855		
	03-Jun-20	2	580	-0,01695		
	04-Jun-20	3	570	-0,01724	-0,03412	-0,007
	06-Apr-20		120			
	07-Apr-20	-2	120	0,00000		
	08-Apr-20	-1	116	-0,03333		
BELL	09-Apr-20	0	116	0,00000		
	13-Apr-20	1	125	0,07759		
	14-Apr-20	2	132	0,05600		
	15-Apr-20	3	132	0,00000	0,10025	0,020
	04-Mar-20		810			
	05-Mar-20	-2	810	0,00000		
	06-Mar-20	-1	810	0,00000		
BOLT	09-Mar-20	0	810	0,00000		
	10-Mar-20	1	810	0,00000		
	11-Mar-20	2	780	-0,03704		
	12-Mar-20	3	760	-0,02564	-0,06268	-0,013
	26-Mar-20		106			
	27-Mar-20	-2	110	0,03774		

	30-Mar-20	-1	121	0,10000		
BTON	31-Mar-20	0	125	0,03306		
	01-Apr-20	1	125	0,00000		
	02-Apr-20	2	130	0,04000		
	03-Apr-20	3	165	0,26923	0,48002	0,096
	24-Mar-20		80			
	26-Mar-20	-2	82	0,02500		
	27-Mar-20	-1	83	0,01220		
BUDI	30-Mar-20	0	82	-0,01205		
	31-Mar-20	1	83	0,01220		
	01-Apr-20	2	82	-0,01205		
	02-Apr-20	3	82	0,00000	0,02529	0,005
	04-Mar-20		51			
	05-Mar-20	-2	50	-0,01961		
	06-Mar-20	-1	51	0,02000		
CAKK	09-Mar-20	0	50	-0,01961		
	10-Mar-20	1	50	0,00000		
	11-Mar-20	2	50	0,00000		
	12-Mar-20	3	50	0,00000	-0,01922	-0,004
	17-Mar-20		169			
	18-Mar-20	-2	171	0,01183		
	19-Mar-20	-1	160	-0,06433		
CCSI	20-Mar-20	0	170	0,06250		
	23-Mar-20	1	166	-0,02353		
	24-Mar-20	2	172	0,03614		
	26-Mar-20	3	178	0,03488	0,05751	0,012
	16-Mar-20		1190			
	17-Mar-20	-2	1110	-0,06723		
	18-Mar-20	-1	1035	-0,06757		
CEKA	19-Mar-20	0	965	-0,06763		
	20-Mar-20	1	1000	0,03627		
	23-Mar-20	2	1000	0,00000		
	24-Mar-20	3	1085	0,08500	-0,08116	-0,016
	18-Mar-20		274			
	19-Mar-20	-2	272	-0,00730		
	20-Mar-20	-1	258	-0,05147		
CINT	23-Mar-20	0	258	0,00000		
	24-Mar-20	1	254	-0,01550		
	26-Mar-20	2	266	0,04724		
	27-Mar-20	3	276	0,03759	0,01056	0,002

	20-Apr-20		4050			
	21-Apr-20	-2	3940	-0,02716		
	22-Apr-20	-1	4110	0,04315		
CPIN	23-Apr-20	0	4310	0,04866		
	24-Apr-20	1	4080	-0,05336		
	27-Apr-20	2	4120	0,00980		
	28-Apr-20	3	4300	0,04369	0,06478	0,013
	11-Mei-20		350			
	12-Mei-20	-2	368	0,05143		
	13-Mei-20	-1	350	-0,04891		
CSAP	15-Mei-20	0	350	0,00000		
	19-Mei-20	1	350	0,00000		
	20-Mei-20	2	350	0,00000		
	26-Mei-20	3	350	0,00000	0,00252	0,001
	26-Mar-19		346			
	27-Mar-20	-2	350	0,01156		
	30-Mar-20	-1	326	-0,06857		
DSNG	31-Mar-20	0	328	0,00613		
	01-Apr-20	1	330	0,00610		
	02-Apr-20	2	330	0,00000		
	03-Apr-20	3	332	0,00606	-0,03872	-0,008
	24-Mar-20		2070			
	26-Mar-20	-2	2010	-0,02899		
	27-Mar-20	-1	2060	0,02488		
DVLA	30-Mar-20	0	2050	-0,00485		
	31-Mar-20	1	2100	0,02439		
	01-Apr-20	2	2120	0,00952		
	02-Apr-20	3	2100	-0,00943	0,01552	0,003
	17-Mar-20		745			
	18-Mar-20	-2	705	-0,05369		
	19-Mar-20	-1	680	-0,03546		
EKAD	20-Mar-20	0	680	0,00000		
	23-Mar-20	1	700	0,02941		
	24-Mar-20	2	735	0,05000		
	26-Mar-20	3	850	0,15646	0,14672	0,029
	20-Mar-20		2060			
	23-Mar-20	-2	1920	-0,06796		
	24-Mar-20	-1	2050	0,06771		
EPMT	26-Mar-20	0	1910	-0,06829		

	27-Mar-20	1	1950	0,02094		
	30-Mar-20	2	2270	0,16410		
	31-Mar-20	3	2350	0,03524	0,15174	0,030
	06-Feb-20		7250			
	07-Feb-20	-2	7250	0,00000		
	10-Feb-20	-1	7250	0,00000		
FASW	11-Feb-20	0	7250	0,00000		
	12-Feb-20	1	7100	-0,02069		
	13-Feb-20	2	7200	0,01408		
	14-Feb-20	3	7150	-0,00694	-0,01355	-0,003
	26-Mar-20		51			
	27-Mar-20	-2	51	0,00000		
	30-Mar-20	-1	50	-0,01961		
GDST	31-Mar-20	0	51	0,02000		
	01-Apr-20	1	58	0,13725		
	02-Apr-20	2	56	-0,03448		
	03-Apr-20	3	56	0,00000	0,10316	0,021
	26-Mar-20		41800			
	27-Mar-20	-2	44000	0,05263		
	30-Mar-20	-1	40925	-0,06989		
GGRM	31-Mar-20	0	41100	0,00428		
	01-Apr-20	1	40050	-0,02555		
	02-Apr-20	2	43975	0,09800		
	03-Apr-20	3	46650	0,06083	0,12031	0,024
	15-Mei-20		352			
	18-Mei-20	-2	350	-0,00568		
	19-Mei-20	-1	382	0,09143		
GJTL	20-Mei-20	0	366	-0,04188		
	26-Mei-20	1	372	0,01639		
	27-Mei-20	2	380	0,02151		
	28-Mei-20	3	366	-0,03684	0,04492	0,009
	24-Mar-20		1290			
	26-Mar-20	-2	1415	0,09690		
	27-Mar-20	-1	1445	0,02120		
HMSP	30-Mar-20	0	1390	-0,03806		
	31-Mar-20	1	1425	0,02518		
	01-Apr-20	2	1415	-0,00702		
	02-Apr-20	3	1535	0,08481	0,18301	0,037
	17-Mar-20		9750			

	18-Mar-20	-2	9325	-0,04359		
	19-Mar-20	-1	8850	-0,05094		
ICBP	20-Mar-20	0	8975	0,01412		
	23-Mar-20	1	8350	-0,06964		
	24-Mar-20	2	8300	-0,00599		
	26-Mar-20	3	9500	0,14458	-0,01145	-0,002
	04-Mar-20		161			
	05-Mar-20	-2	158	-0,01863		
	06-Mar-20	-1	156	-0,01266		
IFII	09-Mar-20	0	153	-0,01923		
	10-Mar-20	1	147	-0,03922		
	11-Mar-20	2	141	-0,04082		
	12-Mar-20	3	127	-0,09929	-0,09929	-0,020
	22-Apr-20		234			
	23-Apr-20	-2	228	-0,02564		
	24-Apr-20	-1	234	0,02632		
IGAR	27-Apr-20	0	232	-0,00855		
	28-Apr-20	1	240	0,03448		
	29-Apr-20	2	236	-0,01667		
	30-Apr-20	3	240	0,01695	0,02689	0,005
	16-Apr-20		500			
	17-Apr-20	-2	520	0,04000		
	20-Apr-20	-1	505	-0,02885		
IMAS	21-Apr-20	0	486	-0,03762		
	22-Apr-20	1	480	-0,01235		
	23-Apr-20	2	498	0,03750		
	24-Apr-20	3	484	-0,02811	-0,02943	-0,006
	24-Mar-20		1050			
	26-Mar-20	-2	1055	0,00476		
	27-Mar-20	-1	1060	0,00474		
IMPC	30-Mar-20	0	1055	-0,00472		
	31-Mar-20	1	1060	0,00474		
	01-Apr-20	2	1055	-0,00472		
	02-Apr-20	3	1055	0,00000	0,00481	0,001
	16-Mar-20		260			
	17-Mar-20	-2	242	-0,06923		
	18-Mar-20	-1	226	-0,06612		
INAI	19-Mar-20	0	212	-0,06195		
	20-Mar-20	1	202	-0,04717		
	23-Mar-20	2	242	0,19802		

	24-Mar-20	3	244	0,00826	-0,03818	-0,008
	19-Mar-20		358			
	20-Mar-20	-2	354	-0,01117		
	23-Mar-20	-1	354	0,00000		
INCI	24-Mar-20	0	360	0,01695		
	26-Mar-20	1	360	0,00000		
	27-Mar-20	2	374	0,03889		
	30-Mar-20	3	374	0,00000	0,04466	0,009
	17-Mar-20		6125			
	18-Mar-20	-2	6075	-0,00816		
	19-Mar-20	-1	5650	-0,06996		
INDF	20-Mar-20	0	5750	0,01770		
	23-Mar-20	1	5350	-0,06957		
	24-Mar-20	2	5050	-0,05607		
	26-Mar-20	3	5975	0,18317	-0,00289	-0,001
	19-Mei-20		306			
	20-Mei-20	-2	320	0,04575		
	26-Mei-20	-1	298	-0,06875		
INOV	27-Mei-20	0	308	0,03356		
	28-Mei-20	1	300	-0,02597		
	29-Mei-20	2	318	0,06000		
	02-Jun-20	3	300	-0,05660	-0,01202	-0,002
	13-Mar-20		12050			
	16-Mar-20	-2	12050	0,00000		
	17-Mar-20	-1	9775	-0,18880		
INTP	18-Mar-20	0	9950	0,01790		
	19-Mar-20	1	9275	-0,06784		
	20-Mar-20	2	11125	0,19946		
	23-Mar-20	3	10350	-0,06966	-0,10894	-0,022
	17-Feb-20		172			
	18-Feb-20	-2	171	-0,00581		
	19-Feb-20	-1	170	-0,00585		
ISSP	20-Feb-20	0	177	0,04118		
	21-Feb-20	1	175	-0,01130		
	24-Feb-20	2	168	-0,04000		
	25-Feb-20	3	167	-0,00595	-0,02774	-0,006
	25-Feb-20		1455			
	26-Feb-20	-2	1455	0,00000		
	27-Feb-20	-1	1425	-0,02062		



JPFA	28-Feb-20	0	1400	-0,01754		
	02-Mar-20	1	1460	0,04286		
	03-Mar-20	2	1495	0,02397		
	04-Mar-20	3	1520	0,01672	0,04539	0,009
	05-Jun-20		80			
	08-Jun-20	-2	80	0,00000		
	09-Jun-20	-1	86	0,07500		
JSKY	10-Jun-20	0	81	-0,05814		
	11-Jun-20	1	83	0,02469		
	12-Jun-20	2	85	0,02410		
	15-Jun-20	3	80	-0,05882	0,00682	0,001
	01-Apr-20		406			
	02-Apr-20	-2	400	-0,01478		
	03-Apr-20	-1	500	0,25000		
KBLI	06-Apr-20	0	466	-0,06800		
	07-Apr-20	1	434	-0,06867		
	08-Apr-20	2	404	-0,06912		
	09-Apr-20	3	398	-0,01485	0,01458	0,003
	23-Mar-20		216			
	24-Mar-20	-2	246	0,13889		
	26-Mar-20	-1	260	0,05691		
KBLM	27-Mar-20	0	300	0,15385		
	30-Mar-20	1	280	-0,06667		
	31-Mar-20	2	262	-0,06429		
	01-Apr-20	3	244	-0,06870	0,14999	0,030
	26-Feb-20		1000			
	27-Feb-20	-2	1000	0,00000		
	28-Feb-20	-1	915	-0,08500		
KDSI	02-Mar-20	0	910	-0,00546		
	03-Mar-20	1	1000	0,09890		
	04-Mar-20	2	930	-0,07000		
	05-Mar-20	3	900	-0,03226	-0,09382	-0,019
	23-Mar-20		915			
	24-Mar-20	-2	865	-0,05464		
	26-Mar-20	-1	950	0,09827		
KLBF	27-Mar-20	0	1010	0,06316		
	30-Mar-20	1	1045	0,03465		
	31-Mar-20	2	1200	0,14833		
	01-Apr-20	3	1165	-0,02917	0,26059	0,052

	20-Feb-20		270			
	21-Feb-20	-2	266	-0,01481		
	24-Feb-20	-1	260	-0,02256		
KMTR	25-Feb-20	0	268	0,03077		
	26-Feb-20	1	270	0,00746		
	27-Feb-20	2	250	-0,07407		
	28-Feb-20	3	240	-0,04000	-0,11321	-0,023
	11-Mar-20		450			
	12-Mar-20	-2	450	0,00000		
	13-Mar-20	-1	450	0,00000		
LION	16-Mar-20	0	450	0,00000		
	17-Mar-20	1	448	-0,00444		
	18-Mar-20	2	448	0,00000		
	19-Mar-20	3	418	-0,06696	-0,07141	-0,014
	27-Apr-20		190			
	28-Apr-20	-2	177	-0,06842		
	29-Apr-20	-1	177	0,00000		
LPIN	30-Apr-20	0	177	0,00000		
	04-Mei-20	1	200	0,12994		
	05-Mei-20	2	200	0,00000		
	06-Mei-20	3	186	-0,07000	-0,00848	-0,002
	27-Apr-20		545			
	28-Apr-20	-2	570	0,04587		
	29-Apr-20	-1	555	-0,02632		
MAIN	30-Apr-20	0	570	0,02703		
	04-Mei-20	1	535	-0,06140		
	05-Mei-20	2	555	0,03738		
	06-Mei-20	3	545	-0,01802	0,00454	0,001
	27-Apr-20		342			
	28-Apr-20	-2	342	0,00000		
	29-Apr-20	-1	342	0,00000		
MARK	30-Apr-20	0	342	0,00000		
	04-Mei-20	1	342	0,00000		
	05-Mei-20	2	346	0,01170		
	06-Mei-20	3	348	0,00578	0,01748	0,003
	13-Mar-20		155			
	16-Mar-20	-2	172	0,10968		
	17-Mar-20	-1	161	-0,06395		
MDKI	18-Mar-20	0	157	-0,02484		
	19-Mar-20	1	155	-0,01274		

	20-Mar-20	2	165	0,06452		
	23-Mar-20	3	154	-0,06667	0,00599	0,001
	18-Feb-20		15200			
	19-Feb-20	-2	15200	0,00000		
	20-Feb-20	-1	15200	0,00000		
MLBI	21-Feb-20	0	15150	-0,00329		
	24-Feb-20	1	15000	-0,00990		
	25-Feb-20	2	15000	0,00000		
	26-Feb-20	3	15000	0,00000	-0,01319	-0,003
	16-Mar-20		458			
	17-Mar-20	-2	450	-0,01747		
	18-Mar-20	-1	450	0,00000		
MLIA	19-Mar-20	0	448	-0,00444		
	20-Mar-20	1	450	0,00446		
	23-Mar-20	2	450	0,00000		
	24-Mar-20	3	450	0,00000	-0,01745	-0,003
	19-Mei-20		120			
	20-Mei-20	-2	125	0,04167		
	26-Mei-20	-1	125	0,00000		
MRAT	27-Mei-20	0	127	0,01600		
	28-Mei-20	1	130	0,02362		
	29-Mei-20	2	130	0,00000		
	02-Jun-20	3	126	-0,03077	0,05052	0,010
	20-Mar-20		745			
	23-Mar-20	-2	740	-0,00671		
	24-Mar-20	-1	720	-0,02703		
PBID	26-Mar-20	0	745	0,03472		
	27-Mar-20	1	875	0,17450		
	30-Mar-20	2	835	-0,04571		
	31-Mar-20	3	815	-0,02395	0,10581	0,021
	26-Mei-20		150			
	27-Mei-20	-2	154	0,02667		
	28-Mei-20	-1	154	0,00000		
PICO	29-Mei-20	0	159	0,03247		
	02-Jun-20	1	163	0,02516		
	03-Jun-20	2	164	0,00613		
	04-Jun-20	3	155	-0,05488	0,03555	0,007
	24-Apr-20		1105			
	27-Apr-20	-2	1030	-0,06787		

	28-Apr-20	-1	960	-0,06796		
POLU	29-Apr-20	0	895	-0,06771		
	30-Apr-20	1	835	-0,06704		
	04-Mei-20	2	780	-0,06587		
	05-Mei-20	3	730	-0,06410	-0,40055	-0,080
	18-Mar-20		4000			
	19-Mar-20	-2	4000	0,00000		
	20-Mar-20	-1	4000	0,00000		
RDTX	23-Mar-20	0	4000	0,00000		
	24-Mar-20	1	4750	0,18750		
	26-Mar-20	2	4870	0,02526		
	27-Mar-20	3	4870	0,00000	0,21276	0,043
	23-Mar-20		126			
	24-Mar-20	-2	134	0,06349		
	26-Mar-20	-1	129	-0,03731		
RICY	27-Mar-20	0	128	-0,00775		
	30-Mar-20	1	127	-0,00781		
	31-Mar-20	2	128	0,00787		
	01-Apr-20	3	133	0,03906	0,05755	0,012
	13-Mar-20		298			
	16-Mar-20	-2	298	0,00000		
	17-Mar-20	-1	298	0,00000		
RMBA	18-Mar-20	0	298	0,00000		
	19-Mar-20	1	280	-0,06040		
	20-Mar-20	2	262	-0,06429		
	23-Mar-20	3	262	0,00000	-0,12469	-0,025
	25-Feb-20		1290			
	26-Feb-20	-2	1290	0,00000		
	27-Feb-20	-1	1280	-0,00775		
ROTI	28-Feb-20	0	1280	0,00000		
	02-Apr-20	1	1270	-0,00781		
	03-Apr-20	2	1280	0,00787		
	04-Apr-20	3	1285	0,00391	-0,00378	-0,001
	19-Mar-20		170			
	20-Mar-20	-2	160	-0,05882		
	23-Mar-20	-1	150	-0,06250		
RUIS	24-Mar-20	0	150	0,00000		
	26-Mar-20	1	150	0,00000		
	27-Mar-20	2	184	0,22667		
	30-Mar-20	3	184	0,00000	0,10534	0,021

	05-Mei-20		396			
	06-Mei-20	-2	402	0,01515		
	08-Mei-20	-1	400	-0,00498		
SAMF	11-Mei-20	0	424	0,06000		
	12-Mei-20	1	422	-0,00472		
	13-Mei-20	2	426	0,00948		
	14-Mei-20	3	424	-0,00469	0,07024	0,014
	23-Mar-20		8400			
	24-Mar-20	-2	8700	0,03571		
	26-Mar-20	-1	8650	-0,00575		
SCCO	27-Mar-20	0	9100	0,05202		
	30-Mar-20	1	9100	0,00000		
	31-Mar-20	2	9100	0,00000		
	01-Apr-20	3	9100	0,00000	0,08199	0,016
	05-Feb-20		600			
	06-Feb-20	-2	600	0,00000		
	07-Feb-20	-1	605	0,00833		
SIDO	10-Feb-20	0	597	-0,01322		
	11-Feb-20	1	615	0,03015		
	12-Feb-20	2	620	0,00813		
	13-Feb-20	3	620	0,00000	0,03339	0,007
	05-Mar-20		1150			
	06-Mar-20	-2	1195	0,03913		
	09-Mar-20	-1	1195	0,00000		
SINI	10-Mar-20	0	1245	0,04184		
	11-Mar-20	1	1200	-0,03614		
	12-Mar-20	2	1200	0,00000		
	13-Mar-20	3	1245	0,03750	0,08233	0,016
	17-Mar-20		980			
	18-Mar-20	-2	980	0,00000		
	19-Mar-20	-1	980	0,00000		
SIPD	20-Mar-20	0	915	-0,06633		
	23-Mar-20	1	915	0,00000		
	24-Mar-20	2	890	-0,02732		
	26-Mar-20	3	885	-0,00562	-0,09927	-0,020
	24-Mar-20		428			
	26-Mar-20	-2	428	0,00000		
	27-Mar-20	-1	428	0,00000		
SKBM	30-Mar-20	0	428	0,00000		

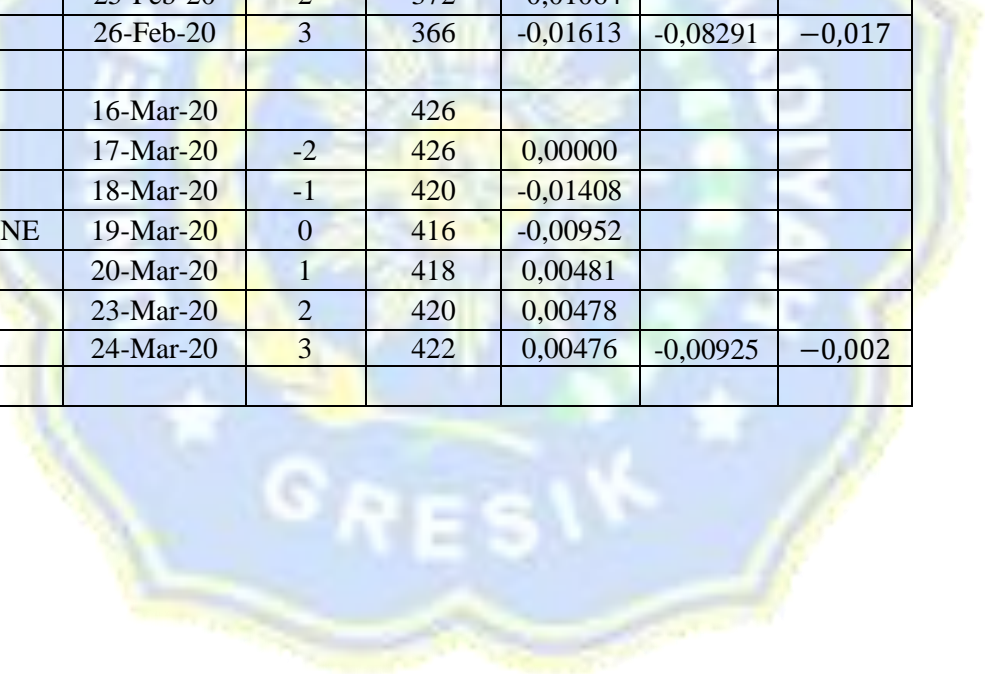
	31-Mar-20	1	400	-0,06542		
	01-Apr-20	2	396	-0,01000		
	02-Apr-20	3	370	-0,06566	-0,14108	-0,028
	17-Mar-20		4380			
	18-Mar-20	-2	4260	-0,02740		
	19-Mar-20	-1	4260	0,00000		
SLIS	20-Mar-20	0	4450	0,04460		
	23-Mar-20	1	4590	0,03146		
	24-Mar-20	2	4690	0,02179		
	26-Mar-20	3	4700	0,00213	0,07258	0,015
	11-Feb-20		324			
	12-Feb-20	-2	302	-0,06790		
	13-Feb-20	-1	288	-0,04636		
SMBR	14-Feb-20	0	310	0,07639		
	17-Feb-20	1	318	0,02581		
	18-Feb-20	2	318	0,00000		
	19-Feb-20	3	316	-0,00629	-0,01835	-0,004
	25-Feb-20		970			
	26-Feb-20	-2	965	-0,00515		
	27-Feb-20	-1	950	-0,01554		
SMCB	28-Feb-20	0	885	-0,06842		
	02-Mar-20	1	900	0,01695		
	03-Mar-20	2	910	0,01111		
	04-Mar-20	3	900	-0,01099	-0,07205	-0,014
	09-Mar-20		9525			
	10-Mar-20	-2	9500	-0,00262		
	11-Mar-20	-1	9075	-0,04474		
SMGR	12-Mar-20	0	8025	-0,11570		
	13-Mar-20	1	8025	0,00000		
	16-Mar-20	2	7050	-0,12150		
	17-Mar-20	3	6575	-0,06738	-0,35194	-0,070
	24-Apr-20		183			
	27-Apr-20	-2	190	0,03825		
	28-Apr-20	-1	180	-0,05263		
SMKL	29-Apr-20	0	184	0,02222		
	30-Apr-20	1	180	-0,02174		
	04-Mei-20	2	180	0,00000		
	05-Mei-20	3	200	0,11111	0,09721	0,019
	20-Apr-20		1285			

	21-Apr-20	-2	1500	0,16732		
	22-Apr-20	-1	1395	-0,07000		
SMSM	23-Apr-20	0	1300	-0,06810		
	24-Apr-20	1	1260	-0,03077		
	27-Apr-20	2	1200	-0,04762		
	28-Apr-20	3	1240	0,03333	-0,01584	-0,003
	23-Mar-20		210			
	24-Mar-20	-2	210	0,00000		
	26-Mar-20	-1	220	0,04762		
SPMA	27-Mar-20	0	232	0,05455		
	30-Mar-20	1	238	0,02586		
	31-Mar-20	2	240	0,00840		
	01-Apr-20	3	264	0,10000	0,23643	0,047
	23-Mar-20		55			
	24-Mar-20	-2	55	0,00000		
	26-Mar-20	-1	59	0,07273		
SRSN	27-Mar-20	0	59	0,00000		
	30-Mar-20	1	58	-0,01695		
	31-Mar-20	2	59	0,01724		
	01-Apr-20	3	60	0,01695	0,08997	0,018
	17-Mar-20		78			
	18-Mar-20	-2	73	-0,06410		
	19-Mar-20	-1	73	0,00000		
SWAT	20-Mar-20	0	72	-0,01370		
	23-Mar-20	1	75	0,04167		
	24-Mar-20	2	88	0,17333		
	26-Mar-20	3	88	0,00000	0,13720	0,027
	25-Feb-20		9800			
	26-Feb-20	-2	9800	0,00000		
	27-Feb-20	-1	9800	0,00000		
TCID	28-Feb-20	0	9800	0,00000		
	02-Mar-20	1	9825	0,00255		
	03-Mar-20	2	9600	-0,02290		
	04-Mar-20	3	9625	0,00260	-0,01775	-0,004
	27-Mar-20		196			
	30-Mar-20	-2	195	-0,00510		
	31-Mar-20	-1	200	0,02564		
TOTO	01-Apr-20	0	190	-0,05000		
	02-Apr-20	1	190	0,00000		
	03-Apr-20	2	191	0,00526		

	06-Apr-20	3	212	0,10995	0,08575	0,017
	14-Mei-20		350			
	15-Mei-20	-2	350	0,00000		
	18-Mei-20	-1	350	0,00000		
TRST	19-Mei-20	0	352	0,00571		
	20-Mei-20	1	352	0,00000		
	26-Mei-20	2	352	0,00000		
	27-Mei-20	3	352	0,00000	0,00571	0,001
	11-Mar-20		1180			
	12-Mar-20	-2	1165	-0,01271		
	13-Mar-20	-1	1110	-0,04721		
TSPC	16-Mar-20	0	1035	-0,06757		
	17-Mar-20	1	1005	-0,02899		
	18-Mar-20	2	1000	-0,00498		
	19-Mar-20	3	1000	0,00000	-0,16145	-0,032
	25-Feb-20		1675			
	26-Feb-20	-2	1675	0,00000		
	27-Feb-20	-1	1650	-0,01493		
UCID	28-Feb-20	0	1610	-0,02424		
	02-Mar-20	1	1600	-0,00621		
	03-Mar-20	2	1665	0,04063		
	04-Mar-20	3	1685	0,01201	0,00726	0,001
	21-Apr-20		147			
	22-Apr-20	-2	143	-0,02721		
	23-Apr-20	-1	144	0,00699		
UNIT	24-Apr-20	0	150	0,04167		
	27-Apr-20	1	144	-0,04000		
	28-Apr-20	2	147	0,02083		
	29-Apr-20	3	157	0,06803	0,07031	0,014
	24-Jan-20		8175			
	27-Jan-20	-2	8275	0,01223		
	28-Jan-20	-1	8250	-0,00302		
UNVR	29-Jan-20	0	8250	0,00000		
	30-Jan-20	1	8225	-0,00303		
	31-Jan-20	2	7950	-0,03343		
	03-Feb-20	3	7850	-0,01258	-0,03983	-0,008
	01-Apr-20		260			
	02-Apr-20	-2	264	0,01538		
	03-Apr-20	-1	260	-0,01515		



VOKS	06-Apr-20	0	266	0,02308		
	07-Apr-20	1	270	0,01504		
	08-Apr-20	2	270	0,00000		
	09-Apr-20	3	264	-0,02222	0,01613	0,003
	22-Apr-20		115			
	23-Apr-20	-2	114	-0,00870		
	24-Apr-20	-1	109	-0,04386		
WIIM	27-Apr-20	0	110	0,00917		
	28-Apr-20	1	116	0,05455		
	29-Apr-20	2	131	0,12931		
	30-Apr-20	3	139	0,06107	0,20154	0,040
	18-Feb-20		398			
	19-Feb-20	-2	400	0,00503		
	20-Feb-20	-1	390	-0,02500		
WTON	21-Feb-20	0	386	-0,01026		
	24-Feb-20	1	376	-0,02591		
	25-Feb-20	2	372	-0,01064		
	26-Feb-20	3	366	-0,01613	-0,08291	-0,017
	16-Mar-20		426			
	17-Mar-20	-2	426	0,00000		
	18-Mar-20	-1	420	-0,01408		
ZONE	19-Mar-20	0	416	-0,00952		
	20-Mar-20	1	418	0,00481		
	23-Mar-20	2	420	0,00478		
	24-Mar-20	3	422	0,00476	-0,00925	-0,002



Lampiran 6 :

Perhitungan Laba Akuntansi 2019

EAT = Earning – tax

<b>NO</b>	<b>KODE</b>	<b>LABA AKUNTANSI</b>	<b>Satuan</b>	<b>LABA AKUNTANSI</b>	<b>log</b>
1	AALI	Rp 243.629	Jutaan	Rp 243.629.000.000	11,387
2	ADES	Rp 83.885	Jutaan	Rp 83.885.000.000	10,924
3	AGII	Rp 103.431	Jutaan	Rp 103.431.000.000	11,015
4	AKPI	Rp 54.355.268	Ribuan	Rp 54.355.268.000	10,735
5	AKRA	Rp 703.077.279	Ribuan	Rp 703.077.279.000	11,847
6	ALDO	Rp 78.421.735.355	Rupiah	Rp 78.421.735.355	10,894
7	ALKA	Rp 7.354.721	Ribuan	Rp 7.354.721.000	9,867
8	APLI	Rp 9.588.681.370	Rupiah	Rp 9.588.681.370	9,982
9	ARNA	Rp 217.675.239.509	Rupiah	Rp 217.675.239.509	11,338
10	ASII	Rp 26.621	Milyaran	Rp 26.621.000.000.000	13,425
11	AUTO	Rp 816.971	Jutaan	Rp 816.971.000.000	11,912
12	BAJA	Rp 1.112.983.748	Rupiah	Rp 1.112.983.748	9,046
13	BATA	Rp 23.441.338	Ribuan	Rp 23.441.338.000	10,370
14	BELL	Rp 23.213.651.840	Rupiah	Rp 23.213.651.840	10,366
15	BOLT	Rp 51.492.605.525	Rupiah	Rp 51.492.605.525	10,712
16	BTON	Rp 1.367.612.129	Rupiah	Rp 1.367.612.129	9,136
17	BUDI	Rp 64.021	Jutaan	Rp 64.021.000.000	10,806
18	CAKK	Rp 2.065.725.935	Rupiah	Rp 2.065.725.935	9,315
19	CCSI	Rp 55.521.996	Ribuan	Rp 55.521.996.000	10,744
20	CEKA	Rp 215.459.200.242	Rupiah	Rp 215.459.200.242	11,333
21	CINT	Rp 7.221.065.916	Rupiah	Rp 7.221.065.916	9,859
22	CPIN	Rp 3.632.174	Jutaan	Rp 3.632.174.000.000	12,560
23	CSAP	Rp 68.480.112	Ribuan	Rp 68.480.112.000	10,836
24	DSNG	Rp 178.164	Jutaan	Rp 178.164.000.000	11,251
25	DVLA	Rp 221.783.249	Ribuan	Rp 221.783.249.000	11,346
26	EKAD	Rp 77.402.572.552	Rupiah	Rp 77.402.572.552	10,889
27	EPMT	Rp 580.814.677.453	Rupiah	Rp 580.814.677.453	11,764
28	FASW	Rp 968.833.390.696	Rupiah	Rp 968.833.390.696	11,986
29	GDST	Rp 26.807.416.721	Rupiah	Rp 26.807.416.721	10,428
30	GGRM	Rp 10.880.704	Jutaan	Rp 10.880.704.000.000	13,037
31	GJTL	Rp 269.107	Jutaan	Rp 269.107.000.000	11,430
32	HMSP	Rp 13.721.513	Jutaan	Rp 13.721.513.000.000	13,137
33	ICBP	Rp 5.360.029	Jutaan	Rp 5.360.029.000.000	12,729
34	IFII	Rp 59.266.142.810	Rupiah	Rp 59.266.142.810	10,773
35	IGAR	Rp 60.836.752.751	Rupiah	Rp 60.836.752.751	10,784
36	IMAS	Rp 155.830.717.982	Rupiah	Rp 155.830.717.982	11,193
37	IMPC	Rp 93.145.200.039	Rupiah	Rp 93.145.200.039	10,969
38	INAI	Rp 33.558.115.185	Rupiah	Rp 33.558.115.185	10,526
39	INCI	Rp 13.811.736.623	Rupiah	Rp 13.811.736.623	10,140
40	INDF	Rp 5.902.729	Jutaan	Rp 5.902.729.000.000	12,771
41	INOV	Rp 22.534.439	Ribuan	Rp 22.534.439.000	10,353
42	INTP	Rp 1.835.305	Jutaan	Rp 1.835.305.000.000	12,264
43	ISSP	Rp 185.694	Jutaan	Rp 185.694.000.000	11,269

44	JPFA	Rp 1.883.857	Jutaan	Rp 1.883.857.000.000	12,275
45	JSKY	Rp 13.992.249.619	Rupiah	Rp 13.992.249.619	10,146
46	KBLI	Rp 394.950.161.188	Rupiah	Rp 394.950.161.188	11,597
47	KBLM	Rp 38.648.269.147	Rupiah	Rp 38.648.269.147	10,587
48	KDSI	Rp 64.090.903.507	Rupiah	Rp 64.090.903.507	10,807
49	KLBF	Rp 2.537.601.823.645	Rupiah	Rp 2.537.601.823.645	12,404
50	KMTR	Rp 14.671.516.876	Rupiah	Rp 14.671.516.876	10,166
51	LION	Rp 926.463.199	Rupiah	Rp 926.463.199	8,967
52	LPIN	Rp 29.918.519.921	Rupiah	Rp 29.918.519.921	10,476
53	MAIN	Rp 152.425.111	Ribuan	Rp 152.425.111.000	11,183
54	MARK	Rp 88.002.544.533	Rupiah	Rp 88.002.544.533	10,944
55	MDKI	Rp 32.859	Jutaan	Rp 32.859.000.000	10,517
56	MLBI	Rp 1.206.059	Jutaan	Rp 1.206.059.000.000	12,081
57	MLIA	Rp 126.773.341	Ribuan	Rp 126.773.341.000	11,103
58	MRAT	Rp 131.836.668	Rupiah	Rp 131.836.668	8,120
59	PBID	Rp 223.626.619	Ribuan	Rp 223.626.619.000	11,350
60	PICO	Rp 7.487.452.045	Rupiah	Rp 7.487.452.045	9,874
61	POLU	Rp 8.991.475.073	Rupiah	Rp 8.991.475.073	9,954
62	RDTX	Rp 232.773.280.699	Rupiah	Rp 232.773.280.699	11,367
63	RICY	Rp 17.219.044.542	Rupiah	Rp 17.219.044.542	10,236
64	RMBA	Rp 50.612	Jutaan	Rp 50.612.000.000	10,704
65	ROTI	Rp 236.518.557.420	Rupiah	Rp 236.518.557.420	11,374
66	RUIS	Rp 33.086.271.543	Rupiah	Rp 33.086.271.543	10,520
67	SAMF	Rp 86.830.807.610	Jutaan	Rp 86.830.807.610	10,939
68	SCCO	Rp 303.593.922.331	Rupiah	Rp 303.593.922.331	11,482
69	SIDO	Rp 807.689	Jutaan	Rp 807.689.000.000	11,907
70	SINI	Rp 565.070.606	Rupiah	Rp 565.070.606	8,752
71	SIPD	Rp 79.776	Jutaan	Rp 79.776.000.000	10,902
72	SKBM	Rp 957.169.058	Rupiah	Rp 957.169.058	8,981
73	SLIS	Rp 29.514.868.296	Rupiah	Rp 29.514.868.296	10,470
74	SMBR	Rp 30.073.855	Ribuan	Rp 30.073.855.000	10,478
75	SMCB	Rp 499.052	Jutaan	Rp 499.052.000.000	11,698
76	SMGR	Rp 2.371.233	Jutaan	Rp 2.371.233.000.000	12,375
77	SMKL	Rp 20.340.119.457	Rupiah	Rp 20.340.119.457	10,308
78	SMSM	Rp 638.676	Jutaan	Rp 638.676.000.000	11,805
79	SPMA	Rp 131.005.670.940	Rupiah	Rp 131.005.670.940	11,117
80	SRSN	Rp 42.829.128	Ribuan	Rp 42.829.128.000	10,632
81	SWAT	Rp 3.102.078.183	Rupiah	Rp 3.102.078.183	9,492
82	TCID	Rp 145.149.344.561	Rupiah	Rp 145.149.344.561	11,162
83	TOTO	Rp 140.597.500.915	Rupiah	Rp 140.597.500.915	11,148
84	TRST	Rp 38.911.968.283	Rupiah	Rp 38.911.968.283	10,590
85	TSPC	Rp 595.154.912.874	Rupiah	Rp 595.154.912.874	11,775
86	UCID	Rp 398.704	Jutaan	Rp 398.704.000.000	11,601
87	UNIT	Rp 676.975.255	Rupiah	Rp 676.975.255	8,831
88	UNVR	Rp 7.392.837	Jutaan	Rp 7.392.837.000.000	12,869
89	VOKS	Rp 208.249.125.401	Rupiah	Rp 208.249.125.401	11,319
90	WIIM	Rp 27.328.091.481	Rupiah	Rp 27.328.091.481	10,437
91	WTON	Rp 510.711.733.403	Rupiah	Rp 510.711.733.403	11,708
92	ZONE	Rp 51.222.668.919	Rupiah	Rp 51.222.668.919	10,709

Lampiran 7 :

Perhitungan Arus Kas Operasi 2019

CFO = CFO masuk – CFO keluar

	KODE	ARUS KAS OPERASI	Satuan	ARUS KAS OPERASI	log
1	AALI	Rp 1.292.353	Jutaan	Rp 1.292.353.000.000	12,111
2	ADES	Rp 184.178	Jutaan	Rp 184.178.000.000	11,265
3	AGII	Rp 415.975	Jutaan	Rp 415.975.000.000	11,619
4	AKPI	Rp 243.459.904	Ribuan	Rp 243.459.904.000	11,386
5	AKRA	Rp 687.979.553	Ribuan	Rp 687.979.553.000	11,838
6	ALDO	Rp 99.465.554.519	Rupiah	Rp 99.465.554.519	10,998
7	ALKA	Rp 233.260.999	Ribuan	Rp 233.260.999.000	11,368
8	APLI	Rp 18.517.650.964	Rupiah	Rp 18.517.650.964	10,268
9	ARNA	Rp 368.988.791.699	Rupiah	Rp 368.988.791.699	11,567
10	ASII	Rp 19.175	Milyaran	Rp 19.175.000.000.000	13,283
11	AUTO	Rp 1.072.057	Jutaan	Rp 1.072.057.000.000	12,030
12	BAJA	Rp 79.605.539.441	Rupiah	Rp 79.605.539.441	10,901
13	BATA	Rp 48.742.952	Ribuan	Rp 48.742.952.000	10,688
14	BELL	-Rp 24.834.511.428	Rupiah	-Rp 24.834.511.428	-10,395
15	BOLT	Rp 93.837.385.857	Rupiah	Rp 93.837.385.857	10,972
16	BTON	Rp 25.034.751.120	Rupiah	Rp 25.034.751.120	10,399
17	BUDI	Rp 271.140	Jutaan	Rp 271.140.000.000	11,433
18	CAKK	Rp 44.330.009.817	Rupiah	Rp 44.330.009.817	10,647
19	CCSI	Rp 2.555.919	Ribuan	Rp 2.555.919.000	9,408
20	CEKA	Rp 453.147.999.966	Rupiah	Rp 453.147.999.966	11,656
21	CINT	Rp 1.955.633.127	Rupiah	Rp 1.955.633.127	9,291
22	CPIN	Rp 3.400.173	Jutaan	Rp 3.400.173.000.000	12,532
23	CSAP	Rp 226.905.815	Ribuan	Rp 226.905.815.000	11,356
24	DSNG	Rp 587.071	Jutaan	Rp 587.071.000.000	11,769
25	DVLA	Rp 272.538.844	Ribuan	Rp 272.538.844.000	11,435
26	EKAD	Rp 115.559.223.532	Rupiah	Rp 115.559.223.532	11,063
27	EPMT	Rp 248.919.605.641	Rupiah	Rp 248.919.605.641	11,396
28	FASW	Rp 1.116.219.495.805	Rupiah	Rp 1.116.219.495.805	12,048
29	GDST	-Rp 60.367.965.848	Rupiah	-Rp 60.367.965.848	-10,781
30	GGRM	Rp 11.174.403	Jutaan	Rp 11.174.403.000.000	13,048
31	GJTL	Rp 1.258.371	Jutaan	Rp 1.258.371.000.000	12,100
32	HMSP	Rp 17.145.967	Jutaan	Rp 17.145.967.000.000	13,234
33	ICBP	Rp 7.398.161	Jutaan	Rp 7.398.161.000.000	12,869
34	IFII	Rp 111.539.817.419	Rupiah	Rp 111.539.817.419	11,047
35	IGAR	Rp 110.401.909.570	Rupiah	Rp 110.401.909.570	11,043
36	IMAS	-Rp 615.124.627.663	Rupiah	-Rp 615.124.627.663	-11,789
37	IMPC	Rp 136.558.916.453	Rupiah	Rp 136.558.916.453	11,135

38	INAI	-Rp 66.131.822.016	Rupiah	-Rp 66.131.822.016	-10,820
39	INCI	Rp 11.868.109.959	Rupiah	Rp 11.868.109.959	10,074
40	INDF	Rp 13.344.494	Jutaan	Rp 13.344.494.000.000	13,125
41	INOV	-Rp 70.174.427	Ribuan	-Rp 70.174.427.000	-10,846
42	INTP	Rp 3.530.772	Jutaan	Rp 3.530.772.000.000	12,548
43	ISSP	Rp 461.351	Jutaan	Rp 461.351.000.000	11,664
44	JPFA	Rp 1.879.537	Jutaan	Rp 1.879.537.000.000	12,274
45	JSKY	Rp 81.232.352.743	Rupiah	Rp 81.232.352.743	10,910
46	KBLI	-Rp 35.053.662.077	Rupiah	-Rp 35.053.662.077	-10,545
47	KBLM	-Rp 90.085.786.270	Rupiah	-Rp 90.085.786.270	-10,955
48	KDSI	Rp 258.033.801.758	Rupiah	Rp 258.033.801.758	11,412
49	KLBF	Rp 2.502.968.822.391	Rupiah	Rp 2.502.968.822.391	12,398
50	KMTR	-Rp 73.542.549.887	Rupiah	-Rp 73.542.549.887	-10,867
51	LION	-Rp 5.161.613.004	Rupiah	-Rp 5.161.613.004	-9,713
52	LPIN	Rp 16.077.052.533	Rupiah	Rp 16.077.052.533	10,206
53	MAIN	Rp 312.988.282	Ribuan	Rp 312.988.282.000	11,496
54	MARK	Rp 44.434.687.873	Rupiah	Rp 44.434.687.873	10,648
55	MDKI	Rp 40.998	Jutaan	Rp 40.998.000.000	10,613
56	MLBI	Rp 1.334.524	Jutaan	Rp 1.334.524.000.000	12,125
57	MLIA	Rp 175.969.808	Ribuan	Rp 175.969.808.000	11,245
58	MRAT	-Rp 6.529.917.745	Rupiah	-Rp 6.529.917.745	-9,815
59	PBID	Rp 550.462.013	Ribuan	Rp 550.462.013.000	11,741
60	PICO	-Rp 195.249.534.518	Rupiah	-Rp 195.249.534.518	-11,291
61	POLU	Rp 2.483.651.624	Rupiah	Rp 2.483.651.624	9,395
62	RDTX	Rp 268.804.968.488	Rupiah	Rp 268.804.968.488	11,429
63	RICY	-Rp 162.794.506.729	Rupiah	-Rp 162.794.506.729	-11,212
64	RMBA	-Rp 948.162	Jutaan	-Rp 948.162.000.000	-11,977
65	ROTI	Rp 479.788.528.325	Rupiah	Rp 479.788.528.325	11,681
66	RUIS	Rp 53.310.529.026	Rupiah	Rp 53.310.529.026	10,727
67	SAMF	Rp 239.341.339.659	Jutaan	Rp 239.341.339.659	11,379
68	SCCO	Rp 128.284.278.362	Rupiah	Rp 128.284.278.362	11,108
69	SIDO	Rp 836.914	Jutaan	Rp 836.914.000.000	11,923
70	SINI	-Rp 13.148.559.677	Rupiah	-Rp 13.148.559.677	-10,119
71	SIPD	Rp 223.478	Jutaan	Rp 223.478.000.000	11,349
72	SKBM	-Rp 80.895.531.759	Rupiah	-Rp 80.895.531.759	-10,908
73	SLIS	-Rp 1.332.714.029	Rupiah	-Rp 1.332.714.029	-9,125
74	SMBR	Rp 87.929.949	Ribuan	Rp 87.929.949.000	10,944
75	SMCB	-Rp 53.247	Jutaan	-Rp 53.247.000.000	-10,726
76	SMGR	Rp 5.608.931	Jutaan	Rp 5.608.931.000.000	12,749
77	SMKL	Rp 57.121.240.824	Rupiah	Rp 57.121.240.824	10,757
78	SMSM	Rp 677.867	Jutaan	Rp 677.867.000.000	11,831
79	SPMA	Rp 112.951.558.986	Rupiah	Rp 112.951.558.986	11,053
80	SRSN	Rp 10.927.791	Ribuan	Rp 10.927.791.000	10,039

<b>81</b>	<b>SWAT</b>	Rp 17.870.825.296	Rupiah	Rp 17.870.825.296	10,252
<b>82</b>	<b>TCID</b>	Rp 126.569.066.962	Rupiah	Rp 126.569.066.962	11,102
<b>83</b>	<b>TOTO</b>	Rp 277.886.404.272	Rupiah	Rp 277.886.404.272	11,444
<b>84</b>	<b>TRST</b>	Rp 112.801.524.233	Rupiah	Rp 112.801.524.233	11,052
<b>85</b>	<b>TSPC</b>	Rp 889.775.270.261	Rupiah	Rp 889.775.270.261	11,949
<b>86</b>	<b>UCID</b>	Rp 111.262	Jutaan	Rp 111.262.000.000	11,046
<b>87</b>	<b>UNIT</b>	Rp 5.147.594.606	Rupiah	Rp 5.147.594.606	9,712
<b>88</b>	<b>UNVR</b>	Rp 8.669.069	Jutaan	Rp 8.669.069.000.000	12,938
<b>89</b>	<b>VOKS</b>	Rp 169.486.566.476	Rupiah	Rp 169.486.566.476	11,229
<b>90</b>	<b>WIIM</b>	Rp 199.249.244.086	Rupiah	Rp 199.249.244.086	11,299
<b>91</b>	<b>WTON</b>	Rp 1.126.052.429.214	Rupiah	Rp 1.126.052.429.214	12,052
<b>92</b>	<b>ZONE</b>	-Rp 27.062.472.579	Rupiah	-Rp 27.062.472.579	-10,432



Lampiran 8 :

Perhitungan Arus Kas Investasi 2019

CFI = CFI masuk – CFI keluar

	KODE	ARUS KAS INVESTASI	Satuan	ARUS KAS INVESTASI	log
1	AALI	-Rp 1.037.383	Jutaan	-Rp 1.037.383.000.000	-12,016
2	ADES	-Rp 12.359	Jutaan	-Rp 12.359.000.000	-10,092
3	AGII	-Rp 441.559	Jutaan	-Rp 441.559.000.000	-11,645
4	AKPI	Rp 8.692.040	Ribuan	Rp 8.692.040.000	9,939
5	AKRA	-Rp 779.297.473	Ribuan	-Rp 779.297.473.000	-11,892
6	ALDO	-Rp 47.428.071.153	Rupiah	-Rp 47.428.071.153	-10,676
7	ALKA	Rp 3.918.499	Ribuan	Rp 3.918.499.000	9,593
8	APLI	-Rp 19.920.201.142	Rupiah	-Rp 19.920.201.142	-10,299
9	ARNA	-Rp 43.215.091.130	Rupiah	-Rp 43.215.091.130	-10,636
10	ASII	-Rp 14.186	Milyaran	-Rp 14.186.000.000.000	-13,152
11	AUTO	-Rp 673.430	Jutaan	-Rp 673.430.000.000	-11,828
12	BAJA	-Rp 1.938.495.434	Rupiah	-Rp 1.938.495.434	-9,287
13	BATA	-Rp 42.677.911	Ribuan	-Rp 42.677.911.000	-10,630
14	BELL	-Rp 63.261.384.549	Rupiah	-Rp 63.261.384.549	-10,801
15	BOLT	-Rp 6.415.368.885	Rupiah	-Rp 6.415.368.885	-9,807
16	BTON	-Rp 3.605.365.287	Rupiah	-Rp 3.605.365.287	-9,557
17	BUDI	-Rp 41.139	Jutaan	-Rp 41.139.000.000	-10,614
18	CAKK	-Rp 33.225.467.289	Rupiah	-Rp 33.225.467.289	-10,521
19	CCSI	-Rp 36.425.252	Ribuan	-Rp 36.425.252.000	-10,561
20	CEKA	-Rp 18.318.764.162	Rupiah	-Rp 18.318.764.162	-10,263
21	CINT	-Rp 11.386.676.751	Rupiah	-Rp 11.386.676.751	-10,056
22	CPIN	-Rp 2.854.639	Jutaan	-Rp 2.854.639.000.000	-12,456
23	CSAP	-Rp 454.545.140	Ribuan	-Rp 454.545.140.000	-11,658
24	DSNG	-Rp 739.822	Jutaan	-Rp 739.822.000.000	-11,869
25	DVLA	-Rp 125.230.506	Ribuan	-Rp 125.230.506.000	-11,098
26	EKAD	-Rp 30.100.812.964	Rupiah	-Rp 30.100.812.964	-10,479
27	EPMT	-Rp 262.862.775.722	Rupiah	-Rp 262.862.775.722	-11,420
28	FASW	-Rp 812.327.657.436	Rupiah	-Rp 812.327.657.436	-11,910
29	GDST	-Rp 83.659.670.367	Rupiah	-Rp 83.659.670.367	-10,923
30	GGRM	-Rp 4.718.278	Jutaan	-Rp 4.718.278.000.000	-12,674
31	GJTL	-Rp 636.532	Jutaan	-Rp 636.532.000.000	-11,804
32	HMSP	-Rp 56.710	Jutaan	-Rp 56.710.000.000	-10,754
33	ICBP	-Rp 2.399.814	Jutaan	-Rp 2.399.814.000.000	-12,380
34	IFII	-Rp 58.388.820.948	Rupiah	-Rp 58.388.820.948	-10,766
35	IGAR	-Rp 29.418.872.631	Rupiah	-Rp 29.418.872.631	-10,469
36	IMAS	-Rp 3.825.986.454.665	Rupiah	-Rp 3.825.986.454.665	-12,583

37	IMPC	-Rp 145.690.340.108	Rupiah	-Rp 145.690.340.108	-11,163
38	INAI	Rp 80.782.908.759	Rupiah	Rp 80.782.908.759	10,907
39	INCI	-Rp 1.588.690.384	Rupiah	-Rp 1.588.690.384	-9,201
40	INDF	-Rp 583.826	Jutaan	-Rp 583.826.000.000	-11,766
41	INOV	-Rp 16.318.823	Ribuan	-Rp 16.318.823.000	-10,213
42	INTP	-Rp 1.045.966	Jutaan	-Rp 1.045.966.000.000	-12,020
43	ISSP	-Rp 139.161	Jutaan	-Rp 139.161.000.000	-11,144
44	JPFA	-Rp 3.235.287	Jutaan	-Rp 3.235.287.000.000	-12,510
45	JSKY	Rp 62.420.195.532	Rupiah	Rp 62.420.195.532	10,795
46	KBLI	-Rp 33.878.572.834	Rupiah	-Rp 33.878.572.834	-10,530
47	KBLM	-Rp 28.135.513.180	Rupiah	-Rp 28.135.513.180	-10,449
48	KDSI	-Rp 98.625.506.056	Rupiah	-Rp 98.625.506.056	-10,994
49	KLBF	-Rp 1.900.541.453.691	Rupiah	-Rp 1.900.541.453.691	-12,279
50	KMTR	-Rp 334.518.621.442	Rupiah	-Rp 334.518.621.442	-11,524
51	LION	-Rp 1.558.985.024	Rupiah	-Rp 1.558.985.024	-9,193
52	LPIN	Rp 5.544.638.150	Rupiah	Rp 5.544.638.150	9,744
53	MAIN	-Rp 508.480.284	Ribuan	-Rp 508.480.284.000	-11,706
54	MARK	-Rp 64.755.252.530	Rupiah	-Rp 64.755.252.530	-10,811
55	MDKI	-Rp 15.106	Jutaan	-Rp 15.106.000.000	-10,179
56	MLBI	-Rp 320.300	Jutaan	-Rp 320.300.000.000	-11,506
57	MLIA	-Rp 335.589.935	Ribuan	-Rp 335.589.935.000	-11,526
58	MRAT	Rp 674.227.461	Rupiah	Rp 674.227.461	8,829
59	PBID	-Rp 148.272.125	Ribuan	-Rp 148.272.125.000	-11,171
60	PICO	-Rp 11.057.600.084	Rupiah	-Rp 11.057.600.084	-10,044
61	POLU	Rp 1.832.565.104	Rupiah	Rp 1.832.565.104	9,263
62	RDTX	-Rp 527.665.520.528	Rupiah	-Rp 527.665.520.528	-11,722
63	RICY	-Rp 19.995.262.125	Rupiah	-Rp 19.995.262.125	-10,301
64	RMBA	-Rp 176.394	Jutaan	-Rp 176.394.000.000	-11,246
65	ROTI	-Rp 515.269.836.364	Rupiah	-Rp 515.269.836.364	-11,712
66	RUIS	-Rp 223.316.073.585	Rupiah	-Rp 223.316.073.585	-11,349
67	SAMF	-Rp 85.635.607.192	Jutaan	-Rp 85.635.607.192	-10,933
68	SCCO	-Rp 24.759.892.398	Rupiah	-Rp 24.759.892.398	-10,394
69	SIDO	-Rp 136.225	Jutaan	-Rp 136.225.000.000	-11,134
70	SINI	Rp 3.511.233.624	Rupiah	Rp 3.511.233.624	9,545
71	SIPD	-Rp 53.278	Jutaan	-Rp 53.278.000.000	-10,727
72	SKBM	-Rp 16.184.175.721	Rupiah	-Rp 16.184.175.721	-10,209
73	SLIS	-Rp 60.063.482.240	Rupiah	-Rp 60.063.482.240	-10,779
74	SMBR	-Rp 342.993.040	Ribuan	-Rp 342.993.040.000	-11,535
75	SMCB	-Rp 273.060	Jutaan	-Rp 273.060.000.000	-11,436
76	SMGR	-Rp 17.160.548	Jutaan	-Rp 17.160.548.000.000	-13,235
77	SMKL	-Rp 38.640.405.630	Rupiah	-Rp 38.640.405.630	-10,587
78	SMSM	-Rp 111.555	Jutaan	-Rp 111.555.000.000	-11,047
79	SPMA	Rp 49.905.168.607	Rupiah	Rp 49.905.168.607	10,698



80	SRSN	-Rp 18.993.873	Ribuan	-Rp 18.993.873.000	-10,279
81	SWAT	-Rp 53.772.528.969	Rupiah	-Rp 53.772.528.969	-10,731
82	TOTO	-Rp 69.556.671.364	Rupiah	-Rp 69.556.671.364	-10,842
83	TRST	-Rp 168.587.269.829	Rupiah	-Rp 168.587.269.829	-11,227
84	TSPC	-Rp 365.374.820.110	Rupiah	-Rp 365.374.820.110	-11,563
85	TURI	-Rp 114.223	Rupiah	-Rp 114.223	-5,058
86	UCID	Rp 2.176	Jutaan	Rp 2.176.000.000	9,338
87	UNIT	-	Rupiah	-	0,000
88	UNVR	-Rp 1.446.367	Jutaan	-Rp 1.446.367.000.000	-12,160
89	VOKS	-Rp 161.371.625.355	Rupiah	-Rp 161.371.625.355	-11,208
90	WIIM	-Rp 54.014.301.618	Rupiah	-Rp 54.014.301.618	-10,733
91	WTON	-Rp 379.291.925.685	Rupiah	-Rp 379.291.925.685	-11,579
92	ZONE	-Rp 62.651.932.421	Rupiah	-Rp 62.651.932.421	-10,797



Lampiran 9 :

Perhitungan Arus Kas Pendanaan 2019

CFP = CFP masuk – CFP keluar

	KODE	ARUS KAS PENDANAAN	Satuan	ARUS KAS PENDANAAN	log
1	AALI	Rp 334.094	Jutaan	Rp 334.094.000.000	11,524
2	ADES	-Rp 145.043	Jutaan	-Rp 145.043.000.000	-11,161
3	AGII	Rp 20.630	Jutaan	Rp 20.630.000.000	10,314
4	AKPI	-Rp 223.017.319	Ribuan	-Rp 223.017.319.000	-11,348
5	AKRA	-Rp 128.832.144	Ribuan	-Rp 128.832.144.000	-11,110
6	ALDO	-Rp 56.301.995.324	Rupiah	-Rp 56.301.995.324	-10,751
7	ALKA	-Rp 41.859.685	Ribuan	-Rp 41.859.685.000	-10,622
8	APLI	-Rp 49.052.939.530	Rupiah	-Rp 49.052.939.530	-10,691
9	ARNA	-Rp 169.495.869.418	Rupiah	-Rp 169.495.869.418	-11,229
10	ASII	-Rp 5.414	Milyaran	-Rp 5.414.000.000.000	-12,734
11	AUTO	Rp 512.615	Jutaan	Rp 512.615.000.000	11,710
12	BAJA	-Rp 70.725.985.420	Rupiah	-Rp 70.725.985.420	-10,850
13	BATA	-Rp 3.068.125	Ribuan	-Rp 3.068.125.000	-9,487
14	BELL	Rp 62.337.868.065	Rupiah	Rp 62.337.868.065	10,795
15	BOLT	-Rp 94.735.964.198	Rupiah	-Rp 94.735.964.198	-10,977
16	BTON	Rp -	Rupiah	Rp -	0,000
17	BUDI	-Rp 258.604	Jutaan	-Rp 258.604.000.000	-11,413
18	CAKK	-Rp 9.034.957.902	Rupiah	-Rp 9.034.957.902	-9,956
19	CCSI	Rp 60.623.514	Ribuan	Rp 60.623.514.000	10,783
20	CEKA	-Rp 69.460.630.760	Rupiah	-Rp 69.460.630.760	-10,842
21	CINT	Rp 15.363.524.670	Rupiah	Rp 15.363.524.670	10,186
22	CPIN	-Rp 1.374.310	Jutaan	-Rp 1.374.310.000.000	-12,138
23	CSAP	Rp 230.769.335	Ribuan	Rp 230.769.335.000	11,363
24	DSNG	-Rp 200.902	Jutaan	-Rp 200.902.000.000	-11,303
25	DVLA	-Rp 113.382.669	Ribuan	-Rp 113.382.669.000	-11,055
26	EKAD	-Rp 32.801.582.199	Rupiah	-Rp 32.801.582.199	-10,516
27	EPMT	-Rp 249.963.628.189	Rupiah	-Rp 249.963.628.189	-11,398
28	FASW	-Rp 577.863.033.051	Rupiah	-Rp 577.863.033.051	-11,762
29	GDST	Rp 128.087.658.022	Rupiah	Rp 128.087.658.022	11,108
30	GGRM	-Rp 4.605.962	Jutaan	-Rp 4.605.962.000.000	-12,663
31	GJTL	-Rp 647.188	Jutaan	-Rp 647.188.000.000	-11,811
32	HMSP	-Rp 13.785.001	Jutaan	-Rp 13.785.001.000.000	-13,139
33	ICBP	-Rp 1.266.076	Jutaan	-Rp 1.266.076.000.000	-12,102
34	IFII	-Rp 59.906.260.111	Rupiah	-Rp 59.906.260.111	-10,777
35	IGAR	-Rp 6.847.715.116	Rupiah	-Rp 6.847.715.116	-9,836
36	IMAS	Rp 4.784.220.000.428	Rupiah	Rp 4.784.220.000.428	12,680

37	IMPC	-Rp 50.408.087.927	Rupiah	-Rp 50.408.087.927	-10,703
38	INAI	-Rp 65.589.239.393	Rupiah	-Rp 65.589.239.393	-10,817
39	INCI	-Rp 660.910.587	Rupiah	-Rp 660.910.587	-8,820
40	INDF	-Rp 7.660.235	Jutaan	-Rp 7.660.235.000.000	-12,884
41	INOV	Rp 136.612.300	Ribuan	Rp 136.612.300.000	11,135
42	INTP	-Rp 2.026.357	Jutaan	-Rp 2.026.357.000.000	-12,307
43	ISSP	-Rp 335.306	Jutaan	-Rp 335.306.000.000	-11,525
44	JPFA	Rp 1.232.742	Jutaan	Rp 1.232.742.000.000	12,091
45	JSKY	-Rp 148.998.503.484	Rupiah	-Rp 148.998.503.484	-11,173
46	KBLI	Rp 31.301.245.468	Rupiah	Rp 31.301.245.468	10,496
47	KBLM	Rp 109.556.090.340	Rupiah	Rp 109.556.090.340	11,040
48	KDSI	-Rp 157.169.889.464	Rupiah	-Rp 157.169.889.464	-11,196
49	KLBF	-Rp 706.915.284.781	Rupiah	-Rp 706.915.284.781	-11,849
50	KMTR	Rp 259.203.875.718	Rupiah	Rp 259.203.875.718	11,414
51	LION	-Rp 5.169.762.000	Rupiah	-Rp 5.169.762.000	-9,713
52	LPIN	-Rp 1.992.369.136	Rupiah	-Rp 1.992.369.136	-9,299
53	MAIN	Rp 169.236.269	Ribuan	Rp 169.236.269.000	11,228
54	MARK	Rp 42.868.913.414	Rupiah	Rp 42.868.913.414	10,632
55	MDKI	-Rp 30.362	Jutaan	-Rp 30.362.000.000	-10,482
56	MLBI	-Rp 1.244.323	Jutaan	-Rp 1.244.323.000.000	-12,095
57	MLIA	Rp 241.731.541	Ribuan	Rp 241.731.541.000	11,383
58	MRAT	-Rp 553.035.682	Rupiah	-Rp 553.035.682	-8,743
59	PBID	-Rp 240.739.391	Ribuan	-Rp 240.739.391.000	-11,382
60	PICO	Rp 197.401.329.847	Rupiah	Rp 197.401.329.847	11,295
61	POLU	Rp 10.995.840.608	Rupiah	Rp 10.995.840.608	10,041
62	RDTX	-Rp 24.661.251.407	Rupiah	-Rp 24.661.251.407	-10,392
63	RICY	Rp 200.865.327.614	Rupiah	Rp 200.865.327.614	11,303
64	RMBA	Rp 476.873	Jutaan	Rp 476.873.000.000	11,678
65	ROTI	-Rp 55.125.346.349	Rupiah	-Rp 55.125.346.349	-10,741
66	RUIS	Rp 157.142.089.209	Rupiah	Rp 157.142.089.209	11,196
67	SAMF	-Rp 155.262.073.098	Jutaan	-Rp 155.262.073.098	-11,191
68	SCCO	Rp 78.069.570.110	Rupiah	Rp 78.069.570.110	10,892
69	SIDO	-Rp 640.028	Jutaan	-Rp 640.028.000.000	-11,806
70	SINI	Rp 13.503.227.775	Rupiah	Rp 13.503.227.775	10,130
71	SIPD	-Rp 47.006	Jutaan	-Rp 47.006.000.000	-10,672
72	SKBM	Rp 1.223.766.078	Rupiah	Rp 1.223.766.078	9,088
73	SLIS	Rp 61.974.074.344	Rupiah	Rp 61.974.074.344	10,792
74	SMBR	-Rp 17.220.792	Ribuan	-Rp 17.220.792.000	-10,236
75	SMCB	Rp 375.464	Jutaan	Rp 375.464.000.000	11,575
76	SMGR	Rp 10.284.852	Jutaan	Rp 10.284.852.000.000	13,012
77	SMKL	-Rp 9.647.474.611	Rupiah	-Rp 9.647.474.611	-9,984
78	SMSM	-Rp 383.113	Jutaan	-Rp 383.113.000.000	-11,583
79	SPMA	-Rp 193.361.170.887	Rupiah	-Rp 193.361.170.887	-11,286

80	<b>SRSN</b>	Rp	27.382.348	Ribuan	Rp	27.382.348.000	10,437
81	<b>SWAT</b>	Rp	51.571.824.078	Rupiah	Rp	51.571.824.078	10,712
82	<b>TCID</b>	-Rp	84.653.428.243	Rupiah	-Rp	84.653.428.243	-10,928
83	<b>TOTO</b>	-Rp	138.825.628.217	Rupiah	-Rp	138.825.628.217	-11,142
84	<b>TRST</b>	-Rp	37.126.294.272	Rupiah	-Rp	37.126.294.272	-10,570
85	<b>TSPC</b>	-Rp	150.246.374.076	Rupiah	-Rp	150.246.374.076	-11,177
86	<b>UCID</b>	Rp	733.820	Jutaan	Rp	733.820.000.000	11,866
87	<b>UNIT</b>	-Rp	3.529.124.842	Rupiah	-Rp	3.529.124.842	-9,548
88	<b>UNVR</b>	-Rp	6.937.190	Jutaan	-Rp	6.937.190.000.000	-12,841
89	<b>VOKS</b>	Rp	403.584.942.137	Rupiah	Rp	403.584.942.137	11,606
90	<b>WIIM</b>	Rp	32.726.776.826	Rupiah	Rp	32.726.776.826	10,515
91	<b>WTON</b>	-Rp	9.377.379.476	Rupiah	-Rp	9.377.379.476	-9,972
92	<b>ZONE</b>	Rp	71.311.160.694	Rupiah	Rp	71.311.160.694	10,853



Lampiran 10 :

## Hasil SPSS

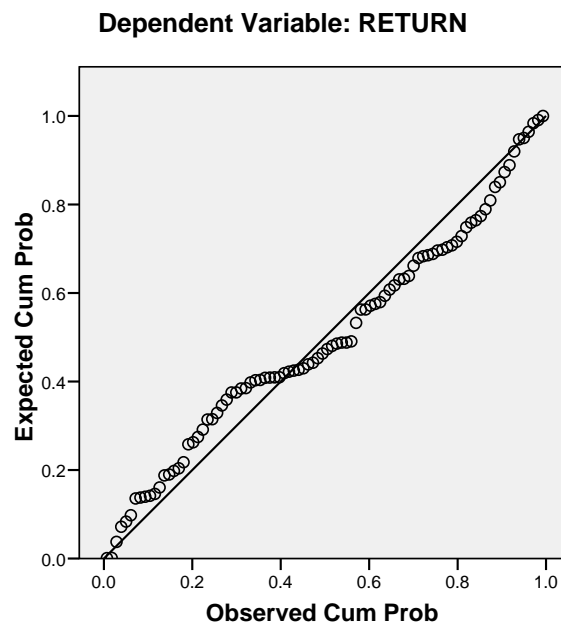
### Statistik Deskriptif

#### Descriptive Statistics

	N	Minimum	Maximum	Mean	Std. Deviation
LABA	92	8,12	13,43	10,9531	1,02518
OP	92	-11,98	13,28	7,0631	8,84142
INV	92	-13,24	10,91	-8,6184	6,67178
PEND	92	-13,14	13,01	-2,7376	10,73892
RETURN	92	-,08	,10	,0028	,02371
Valid N (listwise)	92				

### Uji Normalitas

#### Normal P-P Plot of Regression Standardized Residual



## Normal Uji Kolmogorov

### One-Sample Kolmogorov-Smirnov Test

		Unstandardized Residual
N		92
Normal Parameters <sup>a,b</sup>	Mean	,0000000
	Std. Deviation	,02328637
Most Extreme Differences	Absolute	,090
	Positive	,084
	Negative	-,090
Kolmogorov-Smirnov Z		,862
Asymp. Sig. (2-tailed)		,447

a. Test distribution is Normal.

b. Calculated from data.

## Uji Multikolinearitas

### Coefficients<sup>a</sup>

Model		Unstandardized Coefficients		Standardized Coefficients	t	Sig.	Collinearity Statistics	
		B	Std. Error	Beta			Tolerance	VIF
1	(Constant)	,036	,030		1,219	,226		
	LABA	-,004	,003	-,161	-1,285	,202	,710	1,408
	OP	,000	,000	,082	,625	,534	,648	1,543
	INV	-,001	,000	-,180	-1,560	,122	,832	1,202
	PEND	-3,2E-005	,000	-,015	-,119	,906	,731	1,367

a. Dependent Variable: RETURN

## Uji Auto Korelasi

### Model Summary<sup>b</sup>

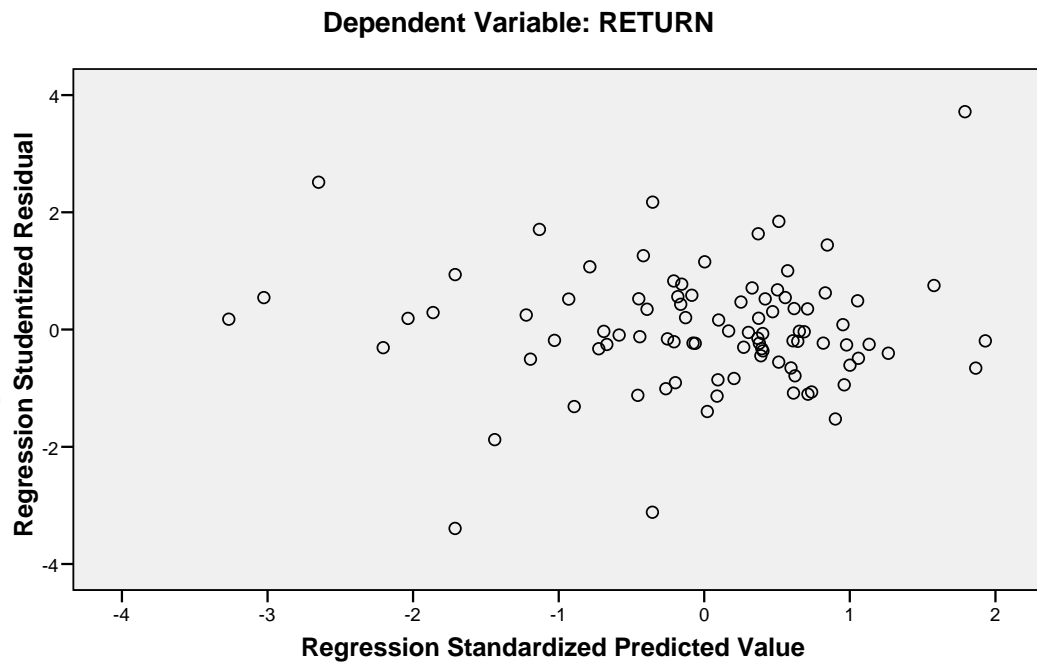
Model	R	R Square	Adjusted R Square	Std. Error of the Estimate	Durbin-Watson
1	,188 <sup>a</sup>	,035	-,009	,02382	2,181

a. Predictors: (Constant), PEND, INV, LABA, OP

b. Dependent Variable: RETURN

**Uji Heteroskedastisitas**

**Scatterplot**



**Uji Regresi Linier**

**Coefficients<sup>a</sup>**

Model		Unstandardized Coefficients		Standardized Coefficients	t	Sig.
		B	Std. Error	Beta		
1	(Constant)	,036	,030		1,219	,226
	LABA	-,004	,003	-,161	-1,285	,202
	OP	,000	,000	,082	,625	,534
	INV	-,001	,000	-,180	-1,560	,122
	PEND	-3,2E-005	,000	-,015	-,119	,906

a. Dependent Variable: RETURN

### Uji Simultan (F)

#### ANOVA<sup>b</sup>

Model		Sum of Squares	df	Mean Square	F	Sig.
1	Regression	,002	4	,000	,798	,529 <sup>a</sup>
	Residual	,049	87	,001		
	Total	,051	91			

a. Predictors: (Constant), PEND, INV, LABA, OP

b. Dependent Variable: RETURN

### Uji Parsial (T)

#### Coefficients<sup>a</sup>

Model		Unstandardized Coefficients		Standardized Coefficients	t	Sig.
		B	Std. Error	Beta		
1	(Constant)	,036	,030		1,219	,226
	LABA	-,004	,003	-,161	-1,285	,202
	OP	,000	,000	,082	,625	,534
	INV	-,001	,000	-,180	-1,560	,122
	PEND	-3,2E-005	,000	-,015	-,119	,906

a. Dependent Variable: RETURN