

LAMPIRAN-LAMPIRAN

Lampiran 1

Daftar Perusahaan Non Keuangan Sesuai Kriteria Penelitian

NO	KODE	NAMA PERUSAHAAN
1	ACES	PT. ACE HARDWARE INDONESIA Tbk
2	AGII	PT. ANEKA GAS INDUSTRI Tbk
3	AKPI	PT. ARGHA KARYA PRIMA INDUSTRY Tbk
4	AKRA	PT. AKR CORPORINDO Tbk
5	AMFG	PT. ASHAHIMAS FLAT GLASS Tbk
6	ANTM	PT. ANEKA TAMBANG Tbk
7	APLN	PT. AGUNG PODOMORO LAND Tbk
8	ASII	PT. ASTRA INTERNATIONAL Tbk
9	ASRI	PT. ALAM SUTERA REALTY Tbk
10	ASSA	PT. ADI SARANA ARMADA Tbk
11	AUTO	PT. ASTRA OTOPARTS Tbk
12	BALI	PT. BALI TOWERINDO SENTRA Tbk
13	BCIP	PT. BUMI CITRA PERMAI Tbk
14	BEST	PT. BEKASI FAJAR INDUSTRIAL ESTATE Tbk
15	BIRD	PT. BLUE BIRD Tbk
16	BISI	PT. BISI INTERNATIONAL Tbk
17	BKSL	PT. SENTUL CITY Tbk
18	BMTR	PT. GLOBAL MEDIACOM Tbk
19	BOLT	PT. GARUDA METALINDO Tbk
20	BSDE	PT. BUMI SERPONG DAMAI Tbk
21	BUDI	PT. BUDI STARCH & SWEETENER Tbk
22	CINT	PT. CHITOSE INTERNASIONAL Tbk
23	CITRA	PT. CIPUTRA DEVELOPMENT Tbk
24	CPIN	PT. CHAROEN POKPHAND INDONESIA Tbk
25	CTTH	PT. CITATAH Tbk
26	DART	PT. DUTA ANGGADA REALTY Tbk
27	DILD	PT. INTILAND DEVELOPMENT
28	DLTA	PT. DELTA DJAKARTA Tbk
29	DMAS	PT. PURADELTA LESTARI Tbk
30	DPNS	PT. DUTA PERTIWI NUSANTARA Tbk
31	DUTI	PT. DUTA PERTIWI Tbk
32	ELSA	PT. ELNUSA Tbk
33	EMDE	PT. MEGAPOLITAN DEVELOPMENTS Tbk
34	EPMT	PT. ENSEVAL PUTERA MEGATRADING
35	ERAA	PT. ERAJAYA SWASEMBADA Tbk
36	FMII	PT. FORTONE MATE INDONESIA Tbk

37	GAMA	PT. AKSARA GLOBAL DEVELOPMENT
38	GGRM	PT. GUDANG GARAM Tbk
39	GMTD	PT. GOWA MAKASSAR TOURISM DEVELOPMENT Tbk
40	GPRA	PT. PERDANA GAPURAPRIMA Tbk
41	GWSA	PT. GREWOOD SEJAHTERA Tbk
42	HMSP	PT. HM SAMPOERNA Tbk
43	ICBP	PT. INDOFOOD CBP SUKSES MAKMUR Tbk
44	IGAR	PT. CHAMPION PACIFIC INDONESIA Tbk
45	IMPC	PT. IMPACK PRATAMA INDUSTRI Tbk
46	INAI	PT. INDAL ALUMINIUM INDUSTRY Tbk
47	INCI	PT. INTANWIJAYA INTERNASIONAL Tbk
48	INDF	PT. INDOFOOD SUKSES MAKMUR Tbk
49	INDS	PT. INDOSPRING Tbk
50	INTP	PT. INDOCEMENT TUNGGAL PRAKARSA Tbk
51	ISSP	PT. STEEL PIPE INDUSTRY OF INDONESIA Tbk
52	JECC	PT. JEMBO CALBE COMPANY Tbk
53	JKON	PT. JAYA KONTRUKSI MANGGALA PRATAMA Tbk
54	JPFA	PT. JAPFA COMFEED INDONESIA Tbk
55	JRPT	PT. JAYA REAL PROPERTY Tbk
56	JSMR	PT. JASA MARGA Tbk
57	KAEF	PT. KIMIA FARMA Tbk
58	KBLI	PT. KMI WIRE AND CABLE Tbk
59	KDSI	PT. KEDAWUNG SETIA INDUSTRIAL Tbk
60	KIJA	PT. KAWASAN INDUSTRI JABABEKA Tbk
61	KINO	PT. KINO INDONESIA Tbk
62	KLBF	PT. KALBE FARMA Tbk
63	LION	PT. LION METAL WORKS Tbk
64	LMSH	PT. LIONMESH PRIMA Tbk
65	LPCK	PT. LIPPO CIKARANG Tbk
66	LPKR	PT. LIPPO KARAWACI Tbk
67	LPPF	PT. MATAHARI DEPARTMENT STORE Tbk
68	LSIP	PT. PP LONDON SUMATRA INDONESIA Tbk
69	LTLS	PT. LAUTAN LUAS Tbk
70	MAIN	PT. MALINDO FEEDMILL Tbk
71	MARI	PT. MAHAKA RADIO INTEGRA Tbk
72	MDLN	PT. MODERNLAND REALTY Tbk
73	MERK	PT. MERCK Tbk
74	MIDI	PT. MIDI UTAMA INDONESIA Tbk
75	MKPI	PT. METROPOLITAN KENTJANA Tbk
76	MLBI	PT. MULTI BINTANG INDONESIA Tbk
77	MLPT	PT. MULTIPOLAR TECHNOLOGY Tbk

78	MNCN	PT. MEDIA NUSANTARA CITRA Tbk
79	MPMX	PT. MITRA PINASTHIKA MUSTIKA Tbk
80	MTLA	PT. METROPOLITAN LAND Tbk
81	NELY	PT. PELAYARAN NELLY DWI PUTRI Tbk
82	NRCA	PT. NUSA RAYA CIPTA Tbk
83	PICO	PT. PELANGI INDAH CANINDO Tbk
84	PTBA	PT. BUKIT ASAM Tbk
85	PUDP	PT. PUDJIADI PRESTIGE Tbk
86	PWON	PT. PAKUWON JATI Tbk
87	PYFA	PT. PYRIDAM FARMA Tbk
88	RALS	PT. RAMAYANA LESTARI SENTOSA Tbk
89	RANC	PT. SUPRA BOGA LESTARI Tbk
90	RICY	PT. RICKY PUTRA GLOBALINDO Tbk
91	RUIS	PT. RADIANT UTAMA INTERINSCO Tbk
92	SCCO	PT. SUPREME CABLE MANUFACTURING & COMMERCE Tbk
93	SCMA	PT. SURYA CITRA MEDIA Tbk
94	SGRO	PT. SAMPOERNA AGRO Tbk
95	SIDO	PT. INDUSTRI JAMU DAN FARMASI SIDO MUNCUL Tbk
96	SKBM	PT. SEKAR BUMI Tbk
97	SKLT	PT. SEKAR LAUT Tbk
98	SMBR	PT. SEMEN BATURAJA (PERSERO) Tbk
99	SMGR	PT. SEMEN INDONESIA (PERSERO) Tbk
100	SMRA	PT. SUMMARECON AGUNG Tbk
101	SMSM	PT. SELAMAT SEMPURNA Tbk
102	SPMA	PT. SUPARMA Tbk
103	SRSN	PT. INDO ACIDATAMA Tbk
104	SSMS	PT. SAWIT SUMBERMAS SARANA Tbk
105	STAR	PT. STAR PETROCHEM Tbk
106	TALF	PT. TUNAS ALFIN Tbk
107	TBIG	PT. TOWER BERSAMA INFRASTRUCTURE Tbk
108	TBLA	PT. TUNAS BARU LAMPUNG Tbk
109	TCID	PT. MANDOM INDONESIA Tbk
110	TGKA	PT. TIGARAKSA SATRIA Tbk
111	TINS	PT. TIMAH Tbk
112	TOTL	PT. TOTAL BANGUN PERSADA Tbk
113	TRIS	PT. TRISULA INTERNATIONAL Tbk
114	TSPC	PT. TEMPO SCAN PACIFIC Tbk
115	ULTJ	PT. ULTRAJAYA MILK INDUSTRY & TRADING COMPANY Tbk
116	UNIT	PT. NUSANTARA INTI CORPORA Tbk
117	UNTR	PT. UNITED TRACTORS Tbk

118	UNVR	PT. UNILEVER INDONESIA Tbk
119	WIIM	PT. WISMILAK INTI MAKMUR Tbk
120	WSBP	PT. WASKITA BETON PRECAST Tbk
121	WTON	PT. WIJAYA KARYA BETON Tbk



Lampiran 2
Perhitungan Penghindaran Pajak

No	Kode Perusahaan	Tahun	BEBAN PAJAK PENGHASILAN	LABA SEBELUM PAJAK PENGHASILAN	LABA TAHUN BERJALAN	HASIL
1	ACES	2016	156.977.479.209	863.127.561.485	706.150.082.276	0,181870544
2	AGII	2016	23.628.000.000	87.915.000.000	64.287.000.000	0,268759597
3	AKPI	2016	23.558.754.000	75.952.611.000	52.393.857.000	0,310177013
4	AKRA	2016	109.314.604.000	1.156.166.690.000	1.046.852.086.000	0,094549173
5	AMFG	2016	88.117.000.000	348.561.000.000	260.444.000.000	0,252802235
6	ANTM	2016	172.485.407.000	237.291.595.000	64.806.188.000	0,726892189
7	APLN	2016	21.196.803.000	960.933.911.000	939.737.108.000	0,022058544
8	ASII	2016	3.951.000.000.000	22.253.000.000.000	18.302.000.000.000	0,177549095
9	ASRI	2016	81.110.130.000	591.353.409.000	510.243.279.000	0,137160163
10	ASSA	2016	26.663.978.494	88.814.963.188	62.150.984.694	0,300219440
11	AUTO	2016	165.486.000.000	648.907.000.000	483.421.000.000	0,255022677
12	BALI	2016	67.079.395.353	263.709.136.933	196.629.741.580	0,254368871
13	BCIP	2016	1.789.009.910	51.216.938.403	49.427.928.493	0,034930044
14	BEST	2016	4.222.258.750	340.510.137.353	336.287.878.603	0,012399803
15	BIRD	2016	181.608.000.000	691.811.000.000	510.203.000.000	0,262511004
16	BISI	2016	117.875.000.000	454.095.000.000	336.220.000.000	0,259582246
17	BKSL	2016	627.016.398	562.390.582.418	561.763.566.020	0,001114913
18	BMTR	2016	625.635.000.000	1.412.175.000.000	786.540.000.000	0,443029370
19	BOLT	2016	42.077.964.813	159.541.042.737	117.463.077.924	0,263743825
20	BSDE	2016	27.905.221.175	2.065.442.901.305	2.037.537.680.130	0,013510527
21	BUDI	2016	14.208.000.000	52.832.000.000	38.624.000.000	0,268927922
22	CINT	2016	7.553.603.434	28.172.913.292	20.619.309.858	0,268115809
23	CITRA	2016	155.021.000.000	1.325.727.000.000	1.170.706.000.000	0,116932823
24	CPIN	2016	1.731.848.000.000	3.983.661.000.000	2.251.813.000.000	0,434737795
25	CTTH	2016	5.882.926.709	26.764.367.473	20.881.440.764	0,219804436
26	DART	2016	5.350.328.000	186.525.740.000	181.175.412.000	0,028684127
27	DILD	2016	1.935.834.355	299.286.389.343	297.350.554.988	0,006468167

28	DLAT	2016	72.538.386.000	327.047.654.000	254.509.268.000	0,221797604
29	DMAS	2016	17.813.681.000	775.362.017.781	757.548.336.781	0,022974663
30	DPNS	2016	2.278.665.403	12.288.056.506	10.009.391.103	0,185437412
31	DUTI	2016	3.724.457.750	844.375.081.766	840.650.624.016	0,004410904
32	ELSA	2016	102.252.000.000	418.318.000.000	316.066.000.000	0,244436051
33	EMDE	2016	1.809.815.633	67.279.994.201	65.470.178.568	0,026899759
34	EPMT	2016	189.455.764.384	745.576.460.060	556.120.695.676	0,254106419
35	ERAA	2016	121.816.006.660	383.536.614.051	261.720.607.391	0,317612458
36	FMII	2016	20.043.524.906	296.952.677.638	276.909.152.732	0,067497371
37	GAMA	2016	68.891.670	1.129.945.297	1.061.053.627	0,060969031
38	GGRM	2016	2.258.454.000.000	8.931.136.000.000	6.672.682.000.000	0,252874214
39	GMTD	2016	591.738.150	87.506.296.666	86.914.558.516	0,006762235
40	GPRA	2016	335.432.750	47.331.202.523	46.995.769.773	0,007086926
41	GWSA	2016	4.962.712.750	215.111.556.267	210.148.843.517	0,023070414
42	HMSP	2016	4.249.218.000.000	17.011.447.000.000	12.762.229.000.000	0,249785806
43	ICBP	2016	1.357.953.000.000	4.989.254.000.000	3.631.301.000.000	0,272175560
44	IGAR	2016	26.468.958.222	95.774.588.017	69.305.629.795	0,276367237
45	IMPC	2016	38.973.036.457	164.796.167.232	125.823.130.775	0,236492372
46	INAI	2016	22.544.497.747	58.097.472.991	35.552.975.244	0,388046099
47	INCI	2016	3.305.911.836	13.294.748.095	9.988.836.259	0,248662992
48	INDF	2016	2.532.747.000.000	7.385.228.000.000	4.852.481.000.000	0,342947706
49	INDS	2016	10.583.748.495	60.140.115.829	49.556.367.334	0,175984837
50	INTP	2016	275.313.000.000	4.145.632.000.000	3.870.319.000.000	0,066410381
51	ISSP	2016	36.224.000.000	139.149.000.000	102.925.000.000	0,260325263
52	JECC	2016	43.002.354.000	175.425.515.000	132.423.161.000	0,245131696
53	JKON	2016	70.407.855.769	402.068.042.408	331.660.186.639	0,175114280
54	JPFA	2016	594.983.000.000	2.766.591.000.000	2.171.608.000.000	0,215059978
55	JRPT	2016	9.630.694.000	1.027.479.880.000	1.017.849.186.000	0,009373122
56	JSMR	2016	846.624.798.000	2.649.679.254.000	1.803.054.456.000	0,319519729
57	KAEF	2016	111.427.977.007	383.025.924.670	271.597.947.663	0,290914974
58	KBLI	2016	51.790.904.893	386.129.743.485	334.338.838.592	0,134128245

59	KDSI	2016	16.570.567.066	63.697.916.133	47.127.349.067	0,260143001
60	KIJA	2016	85.957.405.711	512.499.728.216	426.542.322.505	0,167721856
61	KINO	2016	38.202.824.881	219.312.978.691	181.110.153.810	0,174193179
62	KLBF	2016	740.303.526.679	3.091.188.460.230	2.350.884.933.551	0,239488319
63	LION	2016	12.325.977.643	54.671.394.698	42.345.417.055	0,225455701
64	LMSH	2016	3.171.213.831	9.424.028.642	6.252.814.811	0,336502992
65	LPCK	2016	10.075.893.458	549.870.873.335	539.794.979.877	0,018324108
66	LPKR	2016	330.373.000.000	1.557.747.000.000	1.227.374.000.000	0,212083862
67	LPPF	2016	512.961.000.000	2.532.666.000.000	2.019.705.000.000	0,202537958
68	LSIP	2016	185.792.000.000	778.561.000.000	592.769.000.000	0,238635123
69	LTLS	2016	25.906.000.000	141.243.000.000	115.337.000.000	0,183414399
70	MAIN	2016	11.385.465.000	301.615.942.000	290.230.477.000	0,037748220
71	MARI	2016	15.031.675.035	57.628.877.202	42.597.202.167	0,260835813
72	MDLN	2016	49.219.580.260	550.569.253.448	501.349.673.188	0,089397619
73	MERK	2016	61.073.314.000	214.916.161.000	153.842.847.000	0,284172738
74	MIDI	2016	52.454.000.000	248.497.000.000	196.043.000.000	0,211085043
75	MKPI	2016	426.121.532	1.199.799.869.120	1.199.373.747.588	0,000355161
76	MLBI	2016	338.057.000.000	1.320.186.000.000	982.129.000.000	0,256067706
77	MLPT	2016	45.522.271.000	175.687.869.000	130.165.598.000	0,259108789
78	MNCN	2016	669.977.000.000	2.152.932.000.000	1.482.955.000.000	0,311192829
79	MPMX	2016	212.553.000.000	622.849.000.000	410.296.000.000	0,341259278
80	MTLA	2016	5.383.529.000	321.897.943.000	316.514.414.000	0,016724335
81	NELY	2016	695.060.764	14.617.154.768	13.922.094.004	0,047551030
82	NRCA	2016	72.174.304.407	101.091.266.970	28.916.962.563	0,713951923
83	PICO	2016	3.532.269.063	17.285.721.005	13.753.451.942	0,204346065
84	PTBA	2016	672.511.000.000	2.696.916.000.000	2.024.405.000.000	0,249362976
85	PUDP	2016	3.504.484.734	26.424.412.915	22.919.928.181	0,132622993
86	PWON	2016	324.818.195.000	1.731.763.680.000	1.406.945.485.000	0,187564966
87	PYFA	2016	1.907.090.128	7.053.407.169	5.146.317.041	0,270378568
88	RALS	2016	56.586.000.000	465.065.000.000	408.479.000.000	0,121673314
89	RANC	2016	10.153.439.357	49.707.851.202	39.554.411.845	0,204262287

90	RICY	2016	9250283886	25808846585	16.558.562.699	0,358415238
91	RUIS	2016	28.781.971.381	54.852.288.151	26.070.316.770	0,524717789
92	SCCO	2016	99.008.469.812	439.602.100.346	340.593.630.534	0,225222923
93	SCMA	2016	509.922.953.000	2.023.551.865.000	1.513.628.912.000	0,251994012
94	SGRO	2016	192.532.480.000	266.823.639.000	74.291.159.000	0,721572049
95	SIDO	2016	148.557.000.000	629.082.000.000	480.525.000.000	0,236148865
96	SKBM	2016	8.264.494.258	30.809.950.308	22.545.456.050	0,268241077
97	SKLT	2016	4.520.085.462	25.166.206.536	20.646.121.074	0,179609329
98	SMBR	2016	90.190.025.000	349.280.550.000	259.090.525.000	0,258216568
99	SMGR	2016	549.584.720.000	5.084.621.543.000	4.535.036.823.000	0,108087636
100	SMRA	2016	11.088.966.000	616.139.824.000	605.050.858.000	0,017997483
101	SMSM	2016	156.016.000.000	658.208.000.000	502.192.000.000	0,237031455
102	SPMA	2016	30.295.064.563	111.358.495.242	81.063.430.679	0,272049874
103	SRSN	2016	1.483.538.000	1.688.362.000	204.824.000	0,878684784
104	SSMS	2016	255.728.944.000	847.387.716.000	591.658.772.000	0,301785050
105	STAR	2016	5.466.959.514	5.929.514.820	462.555.306	0,921991036
106	TALF	2016	10.908.035.858	41.045.743.182	30.137.707.324	0,265753158
107	TBIG	2016	62.558.000.000	1.363.951.000.000	1.301.393.000.000	0,045865284
108	TBLA	2016	181.701.000.000	802.712.000.000	621.011.000.000	0,226358893
109	TCID	2016	59.416.261.296	221.475.857.643	162.059.596.347	0,268274212
110	TGKA	2016	36.120.454.641	247.273.473.816	211.153.019.175	0,146074927
111	TINS	2016	131.921.000.000	414.970.000.000	283.049.000.000	0,317904909
112	TOTL	2016	4.571.715.000	225.859.099.000	221.287.384.000	0,020241447
113	TRIS	2016	22.734.275.933	47.947.291.257	25.213.015.324	0,474151414
114	TSPC	2016	866.911.570	718.958.200.369	718.091.288.799	0,001205789
115	ULTJ	2016	222.657.146.910	932.482.782.652	709.825.635.742	0,238778829
116	UNIT	2016	1.054.706.173	1.915.481.905	860.775.732	0,550621841
117	UNTR	2016	1.625.553.000.000	6.730.030.000.000	5.104.477.000.000	0,241537259
118	UNVR	2016	2.181.213.000.000	8.571.885.000.000	6.390.672.000.000	0,254461300
119	WIIM	2016	18.557.896.299	136.662.997.252	118.105.100.953	0,135793131
120	WSBP	2016	150.503.969	967.344.550.016	967.194.046.047	0,000155585

121	WTON	2016	58.691.974.024	340.259.601.398	281.567.627.374	0,172491750
122	ACES	2017	179.293.532.722	959.980.347.383	780.686.814.661	0,186767920
123	AGII	2017	36.222.000.000	133.820.000.000	97.598.000.000	0,270677029
124	AKPI	2017	18.479.528.000	31.813.498.000	13.333.970.000	0,580870673
125	AKRA	2017	154.915.192.000	1.156.229.638.000	1.001.314.446.000	0,133983066
126	AMFG	2017	25.020.000.000	63.589.000.000	38.569.000.000	0,393464278
127	ANTM	2017	317.893.255.000	454.396.524.000	136.503.269.000	0,699594381
128	APLN	2017	13.911.010.000	1.896.492.410.000	1.882.581.400.000	0,007335126
129	ASII	2017	6.031.000.000.000	29.196.000.000.000	23.165.000.000.000	0,206569393
130	ASRI	2017	59.475.254.000	1.444.664.431.000	1.385.189.177.000	0,041168906
131	ASSA	2017	34.888.681.331	138.197.075.844	103.308.394.513	0,252456003
132	AUTO	2017	164.155.000.000	711.936.000.000	547.781.000.000	0,230575501
133	BALI	2017	15.666.795.750	62.667.183.650	47.000.387.900	0,249999997
134	BCIP	2017	2.103.526.526	55.633.159.416	53.529.632.890	0,037810661
135	BEST	2017	4.773.579.800	488.161.066.733	483.387.486.933	0,009778698
136	BIRD	2017	134.682.000.000	562.177.000.000	427.495.000.000	0,239572234
137	BISI	2017	115.910.000.000	519.197.000.000	403.287.000.000	0,223248594
138	BKSL	2017	248.808.033	468.310.373.708	468.061.565.675	0,000531289
139	BMTR	2017	971.944.000.000	2.026.069.000.000	1.054.125.000.000	0,479719101
140	BOLT	2017	34.699.400.993	131.970.355.069	97.270.954.076	0,262933300
141	BSDE	2017	39.349.089.255	5.228.121.059.142	5.188.771.969.887	0,007526430
142	BUDI	2017	15.325.000.000	61.016.000.000	45.691.000.000	0,251163629
143	CINT	2017	8.670.611.306	38.318.872.398	29.648.261.092	0,226275221
144	CITRA	2017	39.461.000.000	1.057.990.000.000	1.018.529.000.000	0,037298084
145	CPIN	2017	758.918.000.000	3.255.705.000.000	2.496.787.000.000	0,233104044
146	CTTH	2017	2.230.868.889	6.947.634.696	4.716.765.807	0,321097609
147	DART	2017	5.814.404.000	24.363.413.000	18.549.009.000	0,238653098
148	DILD	2017	98.863.753.278	172.672.760.091	73.809.006.813	0,572549794
149	DLAT	2017	89.240.218.000	369.012.853.000	279.772.635.000	0,241834986
150	DMAS	2017	13.124.051.000	670.243.686.819	657.119.635.819	0,019581014
151	DPNS	2017	1.604.832.494	7.568.252.565	5.963.420.071	0,212047957

152	DUTI	2017	4.366.075.250	653.012.273.229	648.646.197.979	0,006686054
153	ELSA	2017	75.612.000.000	326.366.000.000	250.754.000.000	0,231678545
154	EMDE	2017	15.082.279.126	106.211.882.512	91.129.603.386	0,142001806
155	EPMT	2017	166.921.580.695	684.757.751.310	517.836.170.615	0,243767347
156	ERAA	2017	132.506.616.601	479.656.198.588	347.149.581.987	0,276253319
157	FMII	2017	1.201.936.259	9.933.130.616	8.731.194.357	0,121002764
158	GAMA	2017	81.897.554	348.332.472	266.434.918	0,235113177
159	GGRM	2017	2.681.165.000.000	10.436.512.000.000	7.755.347.000.000	0,256902402
160	GMTD	2017	573.206.556	68.803.466.028	68.230.259.472	0,008331071
161	GPRA	2017	644.174.321	37.960.260.759	37.316.086.438	0,016969702
162	GWSA	2017	2.071.958.500	190.572.390.596	188.500.432.096	0,010872291
163	HMSP	2017	4.224.272.000.000	16.894.806.000.000	12.670.534.000.000	0,250033768
164	ICBP	2017	1.663.388.000.000	5.206.561.000.000	3.543.173.000.000	0,319479211
165	IGAR	2017	23.388.107.927	95.764.791.063	72.376.683.136	0,244224497
166	IMPC	2017	20.120.487.307	111.423.979.247	91.303.491.940	0,180575918
167	INAI	2017	13.640.368.683	52.292.073.203	38.651.704.520	0,260849644
168	INCI	2017	5.523.195.214	22.077.467.345	16.554.272.131	0,250173407
169	INDF	2017	2.513.491.000.000	7.658.554.000.000	5.145.063.000.000	0,328193938
170	INDS	2017	46.701.314.660	160.340.854.561	113.639.539.901	0,291262728
171	INTP	2017	427.456.000.000	2.287.274.000.000	1.859.818.000.000	0,186884475
172	ISSP	2017	11.796.000.000	20.430.000.000	8.634.000.000	0,577386197
173	JECC	2017	28.268.246.000	111.623.616.000	83.355.370.000	0,253246105
174	JKON	2017	44.938.762.000	354.886.780.000	309.948.018.000	0,126628448
175	JPFA	2017	632.785.000.000	1.740.595.000.000	1.107.810.000.000	0,363545224
176	JRPT	2017	45.226.315.000	1.162.352.423.000	1.117.126.108.000	0,038909296
177	JSMR	2017	1.156.796.398.000	3.250.452.460.000	2.093.656.062.000	0,355887807
178	KAEF	2017	118.001.844.961	449.709.762.422	331.707.917.461	0,262395560
179	KBLI	2017	69.910.827.751	428.884.879.225	358.974.051.474	0,163006045
180	KDSI	2017	24.397.862.353	93.363.070.902	68.965.208.549	0,261322406
181	KIJA	2017	35.668.102.911	130.079.893.294	94.411.790.383	0,274201508
182	KINO	2017	31.268.949.262	140.964.951.060	109.696.001.798	0,221820736

183	KLBF	2017	787.935.315.388	3.241.186.725.992	2.453.251.410.604	0,243100871
184	LION	2017	10.892.495.785	20.175.438.794	9.282.943.009	0,539888916
185	LMSH	2017	4.521.122.499	17.488.236.349	12.967.113.850	0,258523639
186	LPCK	2017	12.308.000.000	380.748.000.000	368.440.000.000	0,032325843
187	LPKR	2017	310.145.000.000	1.167.129.000.000	856.984.000.000	0,265733265
188	LPPF	2017	489.223.000.000	2.396.300.000.000	1.907.077.000.000	0,204157660
189	LSIP	2017	242.813.000.000	1.006.236.000.000	763.423.000.000	0,241308202
190	LTLS	2017	68.167.000.000	251.788.000.000	183.621.000.000	0,270731727
191	MAIN	2017	7.637.848.000	20.108.931.000	12.471.083.000	0,379823671
192	MARI	2017	13.320.465.139	45.863.603.187	32.543.138.048	0,290436516
193	MDLN	2017	62.017.754.259	676.791.362.305	614.773.608.046	0,091634967
194	MERK	2017	61.107.348.000	205.784.642.000	144.677.294.000	0,296948049
195	MIDI	2017	20.437.000.000	123.249.000.000	102.812.000.000	0,165818790
196	MKPI	2017	90.382.334	1.193.730.206.227	1.193.639.823.893	0,000075714
197	MLBI	2017	457.953.000.000	1.780.020.000.000	1.322.067.000.000	0,257274076
198	MLPT	2017	31.839.287.000	131.871.684.000	100.032.397.000	0,241441423
199	MNCN	2017	848.104.000.000	2.415.650.000.000	1.567.546.000.000	0,351087285
200	MPMX	2017	194.087.000.000	481.875.000.000	287.788.000.000	0,402774578
201	MTLA	2017	2.259.242.000	553.270.027.000	551.010.785.000	0,004083435
202	NELY	2017	1.128.311.047	25.398.805.167	24.270.494.120	0,044423784
203	NRCA	2017	24.489.199.000	177.932.748.305	153.443.549.305	0,137631769
204	PICO	2017	2.425.158.838	19.249.539.064	16.824.380.226	0,125985294
205	PTBA	2017	1.520.551.000.000	6.067.783.000.000	4.547.232.000.000	0,250594163
206	PUDP	2017	960.282.051	5.396.911.756	4.436.629.705	0,177931768
207	PWON	2017	47.064.731.000	2.071.691.771.000	2.024.627.040.000	0,022718018
208	PYFA	2017	2.471.878.605	9.599.280.773	7.127.402.168	0,257506647
209	RALS	2017	60.012.000.000	466.592.000.000	406.580.000.000	0,128617722
210	RANC	2017	9.424.241.390	47.109.826.388	37.685.584.998	0,200048315
211	RICY	2017	9.250.283.886	25.808.846.585	16.558.562.699	0,358415238
212	RUIS	2017	17.991.548.295	38.913.911.728	20.922.363.433	0,462342322
213	SCCO	2017	75.500.057.785	345.230.356.594	269.730.298.809	0,218694725

214	SCMA	2017	464.295.437.000	1.782.043.501.000	1.317.748.064.000	0,260541023
215	SGRO	2017	178.304.153.000	481.330.943.000	303.026.790.000	0,370439831
216	SIDO	2017	148.090.000.000	681.889.000.000	533.799.000.000	0,217176109
217	SKBM	2017	5.880.557.363	31.761.022.154	25.880.464.791	0,185150129
218	SKLT	2017	4.399.850.008	27.370.565.356	22.970.715.348	0,160751156
219	SMBR	2017	62.298.722.000	208.947.154.000	146.648.432.000	0,298155399
220	SMGR	2017	703.520.449.000	2.746.546.363.000	2.043.025.914.000	0,256147305
221	SMRA	2017	7.421.890.000	539.859.503.000	532.437.613.000	0,013747818
222	SMSM	2017	165.250.000.000	720.638.000.000	555.388.000.000	0,229310694
223	SPMA	2017	29.028.817.395	121.308.934.629	92.280.117.234	0,239296615
224	SRSN	2017	1.270.641.000	18.969.208.000	17.698.567.000	0,066984399
225	SSMS	2017	302.775.156.000	1.093.697.928.000	790.922.772.000	0,276836180
226	STAR	2017	4.163.674.800	4.758.401.598	594.726.798	0,875015426
227	TALF	2017	10.488.314.450	31.954.151.234	21.465.836.784	0,328230106
228	TBIG	2017	104.142.000.000	907.639.000.000	803.497.000.000	0,114739450
229	TBLA	2017	290.239.000.000	1.244.596.000.000	954.357.000.000	0,233199368
230	TCID	2017	63.956.663.719	243.083.045.787	179.126.382.068	0,263106230
231	TGKA	2017	70.744.915.570	325.696.478.507	254.951.562.937	0,217211177
232	TINS	2017	207.297.000.000	716.211.000.000	508.914.000.000	0,289435655
233	TOTL	2017	2.746.978.000	234.016.063.000	231.269.085.000	0,011738416
234	TRIS	2017	7.635.098.236	21.833.987.786	14.198.889.550	0,349688674
235	TSPC	2017	4.503.286.756	744.090.262.873	739.586.976.117	0,006052071
236	ULTJ	2017	314.550.000.000	1.026.231.000.000	711.681.000.000	0,306509938
237	UNIT	2017	477.304.066	1.539.428.122	1.062.124.056	0,310052843
238	UNTR	2017	2.849.335.000.000	10.522.657.000.000	7.673.322.000.000	0,270780944
239	UNVR	2017	2.367.099.000.000	9.371.661.000.000	7.004.562.000.000	0,252580519
240	WIIM	2017	39.714.358.824	54.491.308.212	14.776.949.388	0,728820066
241	WSBP	2017	155.903.861.503	1.156.234.012.013	1.000.330.150.510	0,134837637
242	WTON	2017	79.042.760.767	419.501.620.158	340.458.859.391	0,188420633
243	ACES	2018	226.435.746.768	1.202.709.103.365	976.273.356.597	0,188271417
244	AGII	2018	33.265.000.000	147.639.000.000	114.374.000.000	0,225313095

245	AKPI	2018	27.460.619.000	91.686.890.000	64.226.271.000	0,299504313
246	AKRA	2018	226.815.356.000	890.156.150.000	663.340.794.000	0,254804009
247	AMFG	2018	4.588.000.000	11.184.000.000	6.596.000.000	0,410228898
248	ANTM	2018	391.075.213.000	1.265.501.806.000	874.426.593.000	0,309027779
249	APLN	2018	3.008.420.000	196.738.712.000	193.730.292.000	0,015291449
250	ASII	2018	7.623.000.000.000	34.995.000.000.000	27.372.000.000.000	0,217831119
251	ASRI	2018	64.686.328.000	1.035.272.928.000	970.586.600.000	0,062482391
252	ASSA	2018	40.094.884.477	182.337.295.412	142.242.410.935	0,219894040
253	AUTO	2018	180.762.000.000	861.563.000.000	680.801.000.000	0,209807060
254	BALI	2018	13.243.025.913	63.596.201.177	50.353.175.264	0,208236116
255	BCIP	2018	2.640.560.210	52.887.679.483	50.247.119.273	0,049927700
256	BEST	2018	4.597.880.811	427.134.829.498	422.536.948.687	0,010764472
257	BIRD	2018	145.902.000.000	606.175.000.000	460.273.000.000	0,240692869
258	BISI	2018	101.629.000.000	505.499.000.000	403.870.000.000	0,201046886
259	BKSL	2018	53.605.611	368.537.710.838	368.484.105.227	0,000145455
260	BMTR	2018	431.264.000.000	1.782.744.000.000	1.351.480.000.000	0,241910224
261	BOLT	2018	27.102.667.897	102.840.767.511	75.738.099.614	0,263540117
262	BSDE	2018	58.602.950.500	1.760.420.645.427	1.701.817.694.927	0,033289175
263	BUDI	2018	21.314.000.000	71.781.000.000	50.467.000.000	0,296930943
264	CINT	2018	8.535.926.795	22.090.078.956	13.554.152.161	0,386414499
265	CITRA	2018	47.812.000.000	1.345.277.000.000	1.297.465.000.000	0,116932823
266	CPIN	2018	1.355.866.000.000	5.907.351.000.000	4.551.485.000.000	0,229521828
267	CTTH	2018	4.135.779.715	9.340.812.634	5.205.032.919	0,442764444
268	DART	2018	5.952.908.000	7.168.113.000	1.215.205.000	0,830470725
269	DILD	2018	44.999.281.768	90.350.432.325	45.351.150.557	0,498052755
270	DLAT	2018	103.118.133.000	441.248.118.000	338.129.985.000	0,233696482
271	DMAS	2018	18.011.108.750	514.376.079.188	496.364.970.438	0,035015448
272	DPNS	2018	2.967.432.362	12.347.569.714	9.380.137.352	0,240325216
273	DUTI	2018	6.525.357.822	1.133.182.587.932	1.126.657.230.110	0,005758435
274	ELSA	2018	75.491.000.000	351.807.000.000	276.316.000.000	0,214580722
275	EMDE	2018	10.379.779.967	16.095.009.620	5.715.229.653	0,644906726

276	EPMT	2018	214.981.344.740	868.232.230.796	653.250.886.056	0,247608113
277	ERAA	2018	313.800.061	1.203.140.844	889.340.783	0,260817395
278	FMII	2018	1.282.933.788	7.191.190.892	5.908.257.104	0,178403523
279	GAMA	2018	86.046.150	1.649.822.157	1.563.776.007	0,052154803
280	GGRM	2018	2.686.174.000.000	10.479.242.000.000	7.793.068.000.000	0,256332853
281	GMTD	2018	598.906.539	62.042.118.980	61.443.212.441	0,009653225
282	GPRA	2018	1.197.812.073	51.623.011.989	50.425.199.916	0,023203064
283	GWSA	2018	2.244.292.428	212.814.731.605	210.570.439.177	0,010545757
284	HMSP	2018	4.422.851.000.000	17.961.269.000.000	13.538.418.000.000	0,246243793
285	ICBP	2018	1.788.004.000.000	6.446.785.000.000	4.658.781.000.000	0,277348167
286	IGAR	2018	17.075.521.722	61.747.960.127	44.672.438.405	0,276535803
287	IMPC	2018	11.936.029.955	117.459.959.119	105.523.929.164	0,101617862
288	INAI	2018	24.293.955.742	64.757.097.094	40.463.141.352	0,375155108
289	INCI	2018	5.364.743.569	22.040.417.272	16.675.673.703	0,243404810
290	INDF	2018	2.485.115.000.000	7.446.966.000.000	4.961.851.000.000	0,333708385
291	INDS	2018	37.295.885.405	147.982.768.771	110.686.883.366	0,252028569
292	INTP	2018	254.291.000.000	1.400.228.000.000	1.145.937.000.000	0,181606853
293	ISSP	2018	10.899.000.000	59.640.000.000	48.741.000.000	0,182746479
294	JECC	2018	33.619.690.000	122.048.569.000	88.428.879.000	0,275461566
295	JKON	2018	51.919.617.000	320.148.629.000	268.229.012.000	0,162173479
296	JPFA	2018	836.638.000.000	3.089.839.000.000	2.253.201.000.000	0,270770742
297	JRPT	2018	31.671.597.000	1.081.417.358.000	1.049.745.761.000	0,029287117
298	JSMR	2018	1.173.815.874.000	3.210.306.909.000	2.036.491.035.000	0,365639768
299	KAEF	2018	175.933.518.561	577.726.327.511	401.792.808.950	0,304527438
300	KBLI	2018	73.326.145.035	308.977.208.238	235.651.063.203	0,237318945
301	KDSI	2018	27.193.843.703	103.955.745.914	76.761.902.211	0,261590578
302	KIJA	2018	18.328.876.392	85.429.279.335	67.100.402.943	0,214550287
303	KINO	2018	50.269.328.831	200.385.373.873	150.116.045.042	0,250863263
304	KLBF	2018	809.137.704.264	3.306.399.669.021	2.497.261.964.757	0,244718662
305	LION	2018	9.228.951.178	23.908.625.171	14.679.673.993	0,386009280
306	LMSH	2018	2.137.833.275	5.024.560.665	2.886.727.390	0,425476657

307	LPCK	2018	27.338.000.000	2.248.060.000.000	2.220.722.000.000	0,012160707
308	LPKR	2018	397.480.000.000	2.123.565.000.000	1.726.085.000.000	0,187175810
309	LPPF	2018	477.989.000.000	1.575.321.000.000	1.097.332.000.000	0,303423239
310	LSIP	2018	87.626.000.000	417.052.000.000	329.426.000.000	0,210108092
311	LTLS	2018	72.309.000.000	305.450.000.000	233.141.000.000	0,236729416
312	MAIN	2018	113.940.244.000	398.187.122.000	284.246.878.000	0,286147486
313	MARI	2018	16.249.962.910	49.211.803.294	32.961.840.384	0,330204581
314	MDLN	2018	53.298.606.456	78.564.470.317	25.265.863.861	0,678405980
315	MERK	2018	12.830.660.000	50.208.396.000	37.377.736.000	0,255548096
316	MIDI	2018	37.944.000.000	197.098.000.000	159.154.000.000	0,192513369
317	MKPI	2018	156.754.198.689	1.009.936.526.194	853.182.327.505	0,155211931
318	MLBI	2018	447.105.000.000	1.671.912.000.000	1.224.807.000.000	0,267421371
319	MLPT	2018	35.655.000.000	120.074.000.000	84.419.000.000	0,296941886
320	MNCN	2018	497.948.000.000	2.103.569.000.000	1.605.621.000.000	0,236715791
321	MPMX	2018	178.771.000.000	225.502.000.000	46.731.000.000	0,792769022
322	MTDL	2018	1.072.056.000	508.299.835.000	507.227.779.000	0,002109102
323	NELY	2018	2.187.533.280	54.940.200.015	52.752.666.735	0,039816624
324	NRCA	2018	1.866.434.327	119.834.384.548	117.967.950.221	0,015575115
325	PICO	2018	2.071.680.068	17.802.088.413	15.730.408.345	0,116372867
326	PTBA	2018	1.677.944.000.000	6.799.056.000.000	5.121.112.000.000	0,246790731
327	PUDP	2018	1.351.998.010	7.078.797.960	5.726.799.950	0,190992598
328	PWON	2018	26.946.121.000	2.853.882.334.000	2.826.936.213.000	0,009441917
329	PYFA	2018	2.869.815.788	11.317.263.776	8.447.447.988	0,253578590
330	RALS	2018	130.067.000.000	717.172.000.000	587.105.000.000	0,181360957
331	RANC	2018	9.910.270.579	59.877.255.323	49.966.984.744	0,165509767
332	RICY	2018	11.361.489.897	29.841.866.355	18.480.376.458	0,380723168
333	RUIS	2018	17.524.863.414	44.579.949.867	27.055.086.453	0,393110882
334	SCCO	2018	89.029.251.172	343.024.583.828	253.995.332.656	0,259541897
335	SCMA	2018	493.976.454.000	1.969.018.654.000	1.475.042.200.000	0,250874441
336	SGRO	2018	79.442.388.000	143.050.457.000	63.608.069.000	0,555345223
337	SIDO	2018	203.988.000.000	867.837.000.000	663.849.000.000	0,235053357

338	SKBM	2018	4.932.821.175	20.887.453.647	15.954.632.472	0,236161921
339	SKLT	2018	7.613.548.091	39.567.679.343	31.954.131.252	0,192418363
340	SMBR	2018	69.281.988.000	145.356.709.000	76.074.721.000	0,476634264
341	SMGR	2018	1.019.255.087.000	4.104.959.323.000	3.085.704.236.000	0,248298462
342	SMRA	2018	10.456.830.000	701.080.460.000	690.623.630.000	0,014915307
343	SMSM	2018	194.731.000.000	828.281.000.000	633.550.000.000	0,235102580
344	SPMA	2018	27.440.595.513	109.673.317.782	82.232.722.269	0,250203022
345	SRSN	2018	12.110.671.000	50.845.763.000	38.735.092.000	0,238184468
346	SSMS	2018	254.097.843.000	340.868.812.000	86.770.969.000	0,745441748
347	STAR	2018	5.856.185.860	6.029.776.900	173.591.040	0,971211034
348	TALF	2018	16.889.494.487	60.866.228.487	43.976.734.000	0,277485478
349	TBIG	2018	331.653.000.000	1.034.285.000.000	702.632.000.000	0,320659199
350	TBLA	2018	278.665.000.000	1.043.045.000.000	764.380.000.000	0,267164887
351	TCID	2018	61.576.511.908	234.625.954.664	173.049.442.756	0,262445440
352	TGKA	2018	107.684.389.040	426.291.444.535	318.607.055.495	0,252607437
353	TINS	2018	191.669.000.000	766.482.000.000	574.813.000.000	0,250063276
354	TOTL	2018	2.479.150.000	206.897.229.000	204.418.079.000	0,011982519
355	TRIS	2018	4.640.547.008	24.305.621.702	19.665.074.694	0,190924843
356	TSPC	2018	9.242.920.732	727.700.178.905	718.457.258.173	0,012701551
357	ULTJ	2018	247.411.000.000	949.018.000.000	701.607.000.000	0,260702115
358	UNIT	2018	247.549.814	754.073.588	506.523.774	0,328283364
359	UNTR	2018	4.210.310.000.000	15.708.719.000.000	11.498.409.000.000	0,268023764
360	UNVR	2018	3.076.319.000.000	12.185.764.000.000	9.109.445.000.000	0,252451877
361	WIIM	2018	30.181.161.394	70.730.637.719	40.549.476.325	0,426705631
362	WSBP	2018	252.075.523.422	1.355.548.311.604	1.103.472.788.182	0,185958347
363	WTON	2018	132.611.129.232	619.251.303.685	486.640.174.453	0,214147517

Lampiran 3
Perhitungan Ukuran Dewan Direksi (X1)

No	Kode Perusahaan	Tahun	Jumlah	Hasil
1	ACES	2016	4	0
2	AGII	2016	8	1
3	AKPI	2016	5	0
4	AKRA	2016	8	1
5	AMFG	2016	11	1
6	ANTM	2016	4	0
7	APLN	2016	8	1
8	ASII	2016	11	1
9	ASRI	2016	4	0
10	ASSA	2016	5	0
11	AUTO	2016	8	1
12	BALI	2016	4	0
13	BCIP	2016	4	0
14	BEST	2016	5	0
15	BIRD	2016	4	0
16	BISI	2016	5	0
17	BKSL	2016	5	0
18	BMTR	2016	6	1
19	BOLT	2016	4	0
20	BSDE	2016	8	1
21	BUDI	2016	7	1
22	CINT	2016	5	0
23	CITRA	2016	5	0
24	CPIN	2016	7	1
25	CTTH	2016	4	0
26	DART	2016	4	0
27	DILD	2016	7	1
28	DLAT	2016	5	0
29	DMAS	2016	4	0
30	DPNS	2016	4	0
31	DUTI	2016	5	0
32	ELSA	2016	5	0
33	EMDE	2016	6	1
34	EPMT	2016	3	0
35	ERAA	2016	7	1
36	FMII	2016	4	0
37	GAMA	2016	2	0
38	GGRM	2016	7	1
39	GMTD	2016	4	0
40	GPRA	2016	4	0
41	GWSA	2016	4	0
42	HMSP	2016	8	1
43	ICBP	2016	9	1
44	IGAR	2016	5	0
45	IMPC	2016	6	1
46	INAI	2016	5	0
47	INCI	2016	3	0
48	INDF	2016	10	1
49	INDS	2016	3	0
50	INTP	2016	10	1
51	ISSP	2016	5	0
52	JECC	2016	4	0
182	KINO	2017	5	0
183	KLBF	2017	6	0
184	LION	2017	4	0
185	LMSH	2017	3	0
186	LPCK	2017	7	1
187	LPKR	2017	6	1
188	LPPF	2017	5	0
189	LSIP	2017	5	0
190	LTLS	2017	6	1
191	MAIN	2017	8	1
192	MARI	2017	2	0
193	MDLN	2017	4	0
194	MERK	2017	5	0
195	MIDI	2017	5	0
196	MKPI	2017	6	1
197	MLBI	2017	4	0
198	MLPT	2017	6	1
199	MNCN	2017	7	1
200	MPMX	2017	5	0
201	MTLA	2017	6	1
202	NELY	2017	3	0
203	NRCA	2017	6	1
204	PICO	2017	2	0
205	PTBA	2017	9	1
206	PUDP	2017	2	0
207	PWON	2017	6	1
208	PYFA	2017	2	0
209	RALS	2017	5	0
210	RANC	2017	6	1
211	RICY	2017	4	0
212	RUIS	2017	3	0
213	SCCO	2017	4	0
214	SCMA	2017	5	0
215	SGRO	2017	5	0
216	SIDO	2017	5	0
217	SKBM	2017	8	1
218	SKLT	2017	5	0
219	SMBR	2017	5	0
220	SMGR	2017	7	1
221	SMRA	2017	8	1
222	SMSM	2017	5	0
223	SPMA	2017	4	0
224	SRSN	2017	6	1
225	SSMS	2017	3	0
226	STAR	2017	2	0
227	TALF	2017	5	0
228	TBIG	2017	5	0
229	TBLA	2017	6	1
230	TCID	2017	14	1
231	TGKA	2017	3	0
232	TINS	2017	5	0
233	TOTL	2017	9	1
234	TRIS	2017	4	0
235	TSPC	2017	10	1

53	JKON	2016	7	1	236	ULTJ	2017	3	0
54	JPFA	2016	5	0	237	UNIT	2017	3	0
55	JRPT	2016	6	1	238	UNTR	2017	7	1
56	JSMR	2016	6	1	239	UNVR	2017	10	1
57	KAEF	2016	5	0	240	WIIM	2017	6	1
58	KBLI	2016	3	0	241	WSBP	2017	5	0
59	KDSI	2016	3	0	242	WTON	2017	8	1
60	KIJA	2016	5	0	243	ACES	2018	4	0
61	KINO	2016	5	0	244	AGII	2018	7	1
62	KLBF	2016	5	0	245	AKPI	2018	6	1
63	LION	2016	4	0	246	AKRA	2018	8	1
64	LMSH	2016	3	0	247	AMFG	2018	11	1
65	LPCK	2016	5	0	248	ANTM	2018	6	1
66	LPKR	2016	8	1	249	APLN	2018	7	1
67	LPPF	2016	5	0	250	ASII	2018	10	1
68	LSIP	2016	5	0	251	ASRI	2018	4	0
69	LTLS	2016	6	1	252	ASSA	2018	5	0
70	MAIN	2016	8	1	253	AUTO	2018	7	1
71	MARI	2016	2	0	254	BALI	2018	4	0
72	MDLN	2016	4	0	255	BCIP	2018	3	0
73	MERK	2016	5	0	256	BEST	2018	5	0
74	MIDI	2016	5	0	257	BIRD	2018	4	0
75	MKPI	2016	6	1	258	BISI	2018	4	0
76	MLBI	2016	4	0	259	BKSL	2018	3	0
77	MLPT	2016	6	1	260	BMTR	2018	6	1
78	MNCN	2016	8	1	261	BOLT	2018	6	1
79	MPMX	2016	5	0	262	BSDE	2018	8	1
80	MTLA	2016	6	1	263	BUDI	2018	7	1
81	NELY	2016	3	0	264	CINT	2018	4	0
82	NRCA	2016	6	1	265	CITRA	2018	11	1
83	PICO	2016	2	0	266	CPIN	2018	6	1
84	PTBA	2016	6	1	267	CTTH	2018	4	0
85	PUDP	2016	2	0	268	DART	2018	4	4
86	PWON	2016	6	1	269	DILD	2018	8	1
87	PYFA	2016	3	0	270	DLAT	2018	5	0
88	RALS	2016	5	0	271	DMAS	2018	4	0
89	RANC	2016	6	1	272	DPNS	2018	4	0
90	RICY	2016	4	0	273	DUTI	2018	5	0
91	RUIS	2016	3	0	274	ELSA	2018	5	0
92	SCCO	2016	4	0	275	EMDE	2018	7	1
93	SCMA	2016	5	0	276	EPMT	2018	4	0
94	SGRO	2016	6	1	277	ERAA	2018	7	1
95	SIDO	2016	5	0	278	FMII	2018	4	0
96	SKBM	2016	8	1	279	GAMA	2018	2	0
97	SKLT	2016	4	0	280	GGRM	2018	7	1
98	SMBR	2016	5	0	281	GMTD	2018	6	1
99	SMGR	2016	7	1	282	GPRA	2018	4	0
100	SMRA	2016	8	1	283	GWSA	2018	4	0
101	SMSM	2016	5	0	284	HMSP	2018	8	1
102	SPMA	2016	4	0	285	ICBP	2018	8	1
103	SRSN	2016	6	1	286	IGAR	2018	5	0
104	SSMS	2016	3	0	287	IMPC	2018	6	1
105	STAR	2016	2	0	288	INAI	2018	5	0
106	TALF	2016	5	0	289	INCI	2018	3	0
107	TBIG	2016	5	0	290	INDF	2018	9	1
108	TBLA	2016	6	1	291	INDS	2018	3	0
109	TCID	2016	18	1	292	INTP	2018	9	1

110	TGKA	2016	4	0	293	ISSP	2018	5	0
111	TINS	2016	4	0	294	JECC	2018	4	0
112	TOTL	2016	9	1	295	JKON	2018	6	1
113	TRIS	2016	4	0	296	JPFA	2018	5	0
114	TSPC	2016	10	1	297	JRPT	2018	6	1
115	ULTJ	2016	3	0	298	JSMR	2018	6	1
116	UNIT	2016	2	0	299	KAEF	2018	5	0
117	UNTR	2016	7	1	300	KBLI	2018	6	1
118	UNVR	2016	10	1	301	KDSI	2018	3	0
119	WIIM	2016	6	1	302	KIJA	2018	6	1
120	WSBP	2016	4	0	303	KINO	2018	7	1
121	WTON	2016	6	1	304	KLBF	2018	6	1
122	ACES	2017	4	0	305	LION	2018	4	0
123	AGII	2017	8	1	306	LMSH	2018	3	0
124	AKPI	2017	5	0	307	LPCK	2018	7	1
125	AKRA	2017	8	1	308	LPKR	2018	7	1
126	AMFG	2017	11	1	309	LPPF	2018	6	1
127	ANTM	2017	6	1	310	LSIP	2018	5	0
128	APLN	2017	8	1	311	LTLS	2018	6	1
129	ASII	2017	9	1	312	MAIN	2018	7	1
130	ASRI	2017	4	0	313	MARI	2018	2	0
131	ASSA	2017	5	0	314	MDLN	2018	4	0
132	AUTO	2017	8	1	315	MERK	2018	5	0
133	BALI	2017	4	0	316	MIDI	2018	5	0
134	BCIP	2017	4	0	317	MKPI	2018	6	1
135	BEST	2017	5	0	318	MLBI	2018	4	0
136	BIRD	2017	4	0	319	MLPT	2018	6	1
137	BISI	2017	5	0	320	MNCN	2018	7	1
138	BKSL	2017	4	0	321	MPMX	2018	3	0
139	BMTR	2017	6	1	322	MTDL	2018	6	1
140	BOLT	2017	5	0	323	NELY	2018	4	0
141	BSDE	2017	8	1	324	NRCA	2018	6	1
142	BUDI	2017	7	1	325	PICO	2018	2	0
143	CINT	2017	4	0	326	PTBA	2018	7	1
144	CITRA	2017	12	1	327	PUDP	2018	2	0
145	CPIN	2017	7	1	328	PWON	2018	6	1
146	CTTH	2017	4	0	329	PYFA	2018	2	0
147	DART	2017	4	0	330	RALS	2018	6	1
148	DILD	2017	7	1	331	RANC	2018	6	1
149	DLAT	2017	5	0	332	RICY	2018	4	0
150	DMAS	2017	4	0	333	RUIS	2018	3	0
151	DPNS	2017	4	0	334	SCCO	2018	5	0
152	DUTI	2017	5	0	335	SCMA	2018	5	0
153	ELSA	2017	5	0	336	SGRO	2018	5	0
154	EMDE	2017	6	1	337	SIDO	2018	5	0
155	EPMT	2017	4	0	338	SKBM	2018	8	1
156	ERAA	2017	7	1	339	SKLT	2018	5	0
157	FMII	2017	4	0	340	SMBR	2018	5	0
158	GAMA	2017	2	0	341	SMGR	2018	7	1
159	GGRM	2017	7	1	342	SMRA	2018	8	1
160	GMTD	2017	4	0	343	SMSM	2018	5	0
161	GPRA	2017	4	0	344	SPMA	2018	4	0
162	GWSA	2017	4	0	345	SRSN	2018	6	1
163	HMSP	2017	8	1	346	SSMS	2018	4	0
164	ICBP	2017	9	1	347	STAR	2018	2	0
165	IGAR	2017	5	0	348	TALF	2018	4	0
166	IMPC	2017	6	1	349	TBIG	2018	5	0

167	INAI	2017	5	0	350	TBLA	2018	8	1
168	INCI	2017	3	0	351	TCID	2018	14	1
169	INDF	2017	10	1	352	TGKA	2018	3	0
170	INDS	2017	3	0	353	TINS	2018	5	0
171	INTP	2017	9	1	354	TOTL	2018	8	1
172	ISSP	2017	5	0	355	TRIS	2018	4	0
173	JECC	2017	4	0	356	TSPC	2018	9	1
174	JKON	2017	6	1	357	ULTJ	2018	3	0
175	JPFA	2017	5	0	358	UNIT	2018	2	0
176	JRPT	2017	6	1	359	UNTR	2018	7	1
177	JSMR	2017	6	1	360	UNVR	2018	10	1
178	KAEF	2017	5	0	361	WIIM	2018	6	1
179	KBLI	2017	5	0	362	WSBP	2018	5	0
180	KDSI	2017	3	0	363	WTON	2018	7	1
181	KIJA	2017	5	0					



Lampiran 4
Perhitungan Latar Belakang Pendidikan Dewan Direksi (X2)

No	Kode Perusahaan	Tahun	Pendidikan Ekonomi	Jumlah Direksi	Hasil
1	ACES	2016	2	4	0,50000
2	AGII	2016	5	8	0,62500
3	AKPI	2016	4	5	0,80000
4	AKRA	2016	5	8	0,62500
5	AMFG	2016	2	11	0,18182
6	ANTM	2016	3	4	0,75000
7	APLN	2016	2	8	0,25000
8	ASII	2016	6	11	0,54545
9	ASRI	2016	2	4	0,50000
10	ASSA	2016	4	5	0,80000
11	AUTO	2016	4	8	0,50000
12	BALI	2016	2	4	0,50000
13	BCIP	2016	2	4	0,50000
14	BEST	2016	2	5	0,40000
15	BIRD	2016	3	4	0,75000
16	BISI	2016	1	5	0,20000
17	BKSL	2016	4	5	0,80000
18	BMTR	2016	5	6	0,83333
19	BOLT	2016	1	4	0,25000
20	BSDE	2016	3	8	0,37500
21	BUDI	2016	4	7	0,57143
22	CINT	2016	4	5	0,80000
23	CITRA	2016	5	5	1,00000
24	CPIN	2016	4	7	0,57143
25	CTTH	2016	1	4	0,25000
26	DART	2016	4	4	1,00000
27	DILD	2016	3	7	0,42857
28	DLAT	2016	4	5	0,80000
29	DMAS	2016	2	4	0,50000
30	DPNS	2016	2	4	0,50000
31	DUTI	2016	4	5	0,80000
32	ELSA	2016	4	5	0,80000
33	EMDE	2016	3	6	0,50000
34	EPMT	2016	3	3	1,00000
35	ERAA	2016	6	7	0,85714
36	FMII	2016	2	4	0,50000
37	GAMA	2016	1	2	0,50000
38	GGRM	2016	2	7	0,28571
39	GMTD	2016	2	4	0,50000
40	GPRA	2016	4	4	1,00000
41	GWSA	2016	1	4	0,25000
42	HMSP	2016	6	8	0,75000
43	ICBP	2016	8	9	0,88889
44	IGAR	2016	4	5	0,80000
45	IMPC	2016	5	6	0,83333
46	INAI	2016	3	5	0,60000
47	INCI	2016	1	3	0,33333
48	INDF	2016	8	10	0,80000
49	INDS	2016	2	3	0,66667
50	INTP	2016	6	10	0,60000
51	ISSP	2016	2	5	0,40000
52	JECC	2016	1	4	0,25000

53	JKON	2016	6	7	0,85714
54	JPFA	2016	2	5	0,40000
55	JRPT	2016	5	6	0,83333
56	JSMR	2016	3	6	0,50000
57	KAEF	2016	3	5	0,60000
58	KBLI	2016	2	3	0,66667
59	KDSI	2016	1	3	0,33333
60	KIJA	2016	3	5	0,60000
61	KINO	2016	3	5	0,60000
62	KLBF	2016	3	5	0,60000
63	LION	2016	1	4	0,25000
64	LMSH	2016	2	3	0,66667
65	LPCK	2016	5	5	1,00000
66	LPKR	2016	7	8	0,87500
67	LPPF	2016	4	5	0,80000
68	LSIP	2016	3	5	0,60000
69	LTLS	2016	2	6	0,33333
70	MAIN	2016	6	8	0,75000
71	MARI	2016	2	2	1,00000
72	MDLN	2016	4	4	1,00000
73	MERK	2016	3	5	0,60000
74	MIDI	2016	5	5	1,00000
75	MKPI	2016	4	6	0,66667
76	MLBI	2016	3	4	0,75000
77	MLPT	2016	5	6	0,83333
78	MNCN	2016	5	8	0,62500
79	MPMX	2016	4	5	0,80000
80	MTLA	2016	6	6	1,00000
81	NELY	2016	2	3	0,66667
82	NRCA	2016	2	6	0,33333
83	PICO	2016	2	2	1,00000
84	PTBA	2016	2	6	0,33333
85	PUDP	2016	2	2	1,00000
86	PWON	2016	3	6	0,50000
87	PYFA	2016	2	3	0,66667
88	RALS	2016	2	5	0,40000
89	RANC	2016	5	6	0,83333
90	RICY	2016	3	4	0,75000
91	RUIS	2016	3	3	1,00000
92	SCCO	2016	2	4	0,50000
93	SCMA	2016	3	5	0,60000
94	SGRO	2016	5	6	0,83333
95	SIDO	2016	1	5	0,20000
96	SKBM	2016	4	8	0,50000
97	SKLT	2016	4	4	1,00000
98	SMBR	2016	4	5	0,80000
99	SMGR	2016	5	7	0,71429
100	SMRA	2016	2	8	0,25000
101	SMSM	2016	2	5	0,40000
102	SPMA	2016	2	4	0,50000
103	SRSN	2016	3	6	0,50000
104	SSMS	2016	3	3	1,00000
105	STAR	2016	2	2	1,00000
106	TALF	2016	3	5	0,60000
107	TBIG	2016	2	5	0,40000
108	TBLA	2016	4	6	0,66667
109	TCID	2016	3	18	0,16667

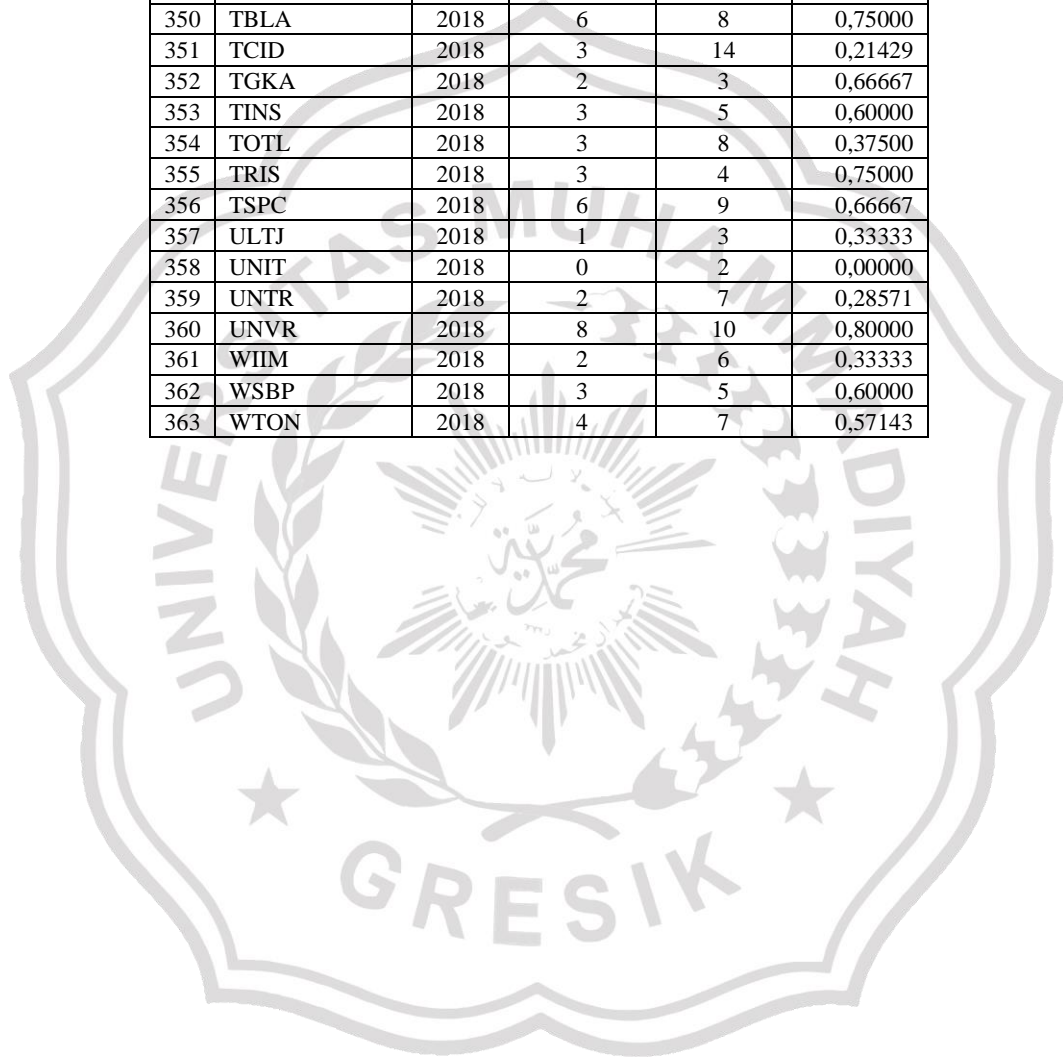
110	TGKA	2016	4	4	1,00000
111	TINS	2016	2	4	0,50000
112	TOTL	2016	3	9	0,33333
113	TRIS	2016	3	4	0,75000
114	TSPC	2016	6	10	0,60000
115	ULTJ	2016	1	3	0,33333
116	UNIT	2016	1	2	0,50000
117	UNTR	2016	2	7	0,28571
118	UNVR	2016	7	10	0,70000
119	WIIM	2016	1	6	0,16667
120	WSBP	2016	3	4	0,75000
121	WTON	2016	1	6	0,16667
122	ACES	2017	2	4	0,50000
123	AGII	2017	5	8	0,62500
124	AKPI	2017	4	5	0,80000
125	AKRA	2017	5	8	0,62500
126	AMFG	2017	2	11	0,18182
127	ANTM	2017	4	6	0,66667
128	APLN	2017	2	8	0,25000
129	ASII	2017	7	9	0,77778
130	ASRI	2017	2	4	0,50000
131	ASSA	2017	4	5	0,50000
132	AUTO	2017	4	8	0,80000
133	BALI	2017	2	4	0,50000
134	BCIP	2017	3	4	0,75000
135	BEST	2017	2	5	0,40000
136	BIRD	2017	3	4	0,75000
137	BISI	2017	1	5	0,20000
138	BKSL	2017	3	4	0,75000
139	BMTR	2017	5	6	0,83333
140	BOLT	2017	2	5	0,40000
141	BSDE	2017	3	8	0,37500
142	BUDI	2017	4	7	0,57143
143	CINT	2017	3	4	0,75000
144	CITRA	2017	10	12	0,83333
145	CPIN	2017	4	7	0,57143
146	CTTH	2017	1	4	0,25000
147	DART	2017	4	4	1,00000
148	DILD	2017	3	7	0,42857
149	DLAT	2017	4	5	0,80000
150	DMAS	2017	2	4	0,50000
151	DPNS	2017	2	4	0,50000
152	DUTI	2017	3	5	0,60000
153	ELSA	2017	4	5	0,80000
154	EMDE	2017	3	6	0,50000
155	EPMT	2017	3	4	0,75000
156	ERAA	2017	6	7	0,85714
157	FMII	2017	2	4	0,50000
158	GAMA	2017	1	2	0,50000
159	GGRM	2017	2	7	0,28571
160	GMTD	2017	2	4	0,50000
161	GPRA	2017	4	4	1,00000
162	GWSA	2017	1	4	0,25000
163	HMSP	2017	6	8	0,75000
164	ICBP	2017	8	9	0,88889
165	IGAR	2017	3	5	0,60000
166	IMPC	2017	5	6	0,83333

167	INAI	2017	3	5	0,60000
168	INCI	2017	1	3	0,33333
169	INDF	2017	8	10	0,80000
170	INDS	2017	2	3	0,66667
171	INTP	2017	5	9	0,55556
172	ISSP	2017	2	5	0,40000
173	JECC	2017	1	4	0,25000
174	JKON	2017	5	6	0,83333
175	JPFA	2017	2	5	0,40000
176	JRPT	2017	5	6	0,83333
177	JSMR	2017	5	6	0,83333
178	KAEF	2017	4	5	0,80000
179	KBLI	2017	4	5	0,80000
180	KDSI	2017	1	3	0,33333
181	KIJA	2017	3	5	0,60000
182	KINO	2017	3	5	0,60000
183	KLBF	2017	4	6	0,66667
184	LION	2017	1	4	0,25000
185	LMSH	2017	2	3	0,66667
186	LPCK	2017	6	7	0,85714
187	LPKR	2017	6	6	1,00000
188	LPPF	2017	3	5	0,60000
189	LSIP	2017	3	5	0,60000
190	LTLS	2017	2	6	0,33333
191	MAIN	2017	6	8	0,75000
192	MARI	2017	2	2	1,00000
193	MDLN	2017	4	4	1,00000
194	MERK	2017	3	5	0,60000
195	MIDI	2017	4	5	0,80000
196	MKPI	2017	4	6	0,66667
197	MLBI	2017	3	4	0,75000
198	MLPT	2017	5	6	0,83333
199	MNCN	2017	4	7	0,57143
200	MPMX	2017	4	5	0,80000
201	MTLA	2017	6	6	1,00000
202	NELY	2017	2	3	0,66667
203	NRCA	2017	2	6	0,33333
204	PICO	2017	2	2	1,00000
205	PTBA	2017	5	9	0,55556
206	PUDP	2017	2	2	1,00000
207	PWON	2017	3	6	0,50000
208	PYFA	2017	2	2	1,00000
209	RALS	2017	2	5	0,40000
210	RANC	2017	5	6	0,83333
211	RICY	2017	3	4	0,75000
212	RUIS	2017	3	3	1,00000
213	SCCO	2017	2	4	0,50000
214	SCMA	2017	3	5	0,60000
215	SGRO	2017	4	5	0,80000
216	SIDO	2017	1	5	0,20000
217	SKBM	2017	6	8	0,75000
218	SKLT	2017	5	5	1,00000
219	SMBR	2017	5	5	1,00000
220	SMGR	2017	6	7	0,85714
221	SMRA	2017	2	8	0,25000
222	SMSM	2017	2	5	0,40000
223	SPMA	2017	2	4	0,50000

224	SRSN	2017	2	6	0,33333
225	SSMS	2017	3	3	1,00000
226	STAR	2017	2	2	1,00000
227	TALF	2017	3	5	0,60000
228	TBIG	2017	2	5	0,40000
229	TBLA	2017	4	6	0,66667
230	TCID	2017	3	14	0,21429
231	TGKA	2017	2	3	0,66667
232	TINS	2017	3	5	0,60000
233	TOTL	2017	3	9	0,33333
234	TRIS	2017	3	4	0,75000
235	TSPC	2017	7	10	0,70000
236	ULTJ	2017	1	3	0,33333
237	UNIT	2017	1	3	0,33333
238	UNTR	2017	2	7	0,28571
239	UNVR	2017	8	10	0,80000
240	WIIM	2017	1	6	0,16667
241	WSBP	2017	4	5	0,80000
242	WTON	2017	4	8	0,50000
243	ACES	2018	1	4	0,25000
244	AGII	2018	6	7	0,85714
245	AKPI	2018	5	6	0,83333
246	AKRA	2018	5	8	0,62500
247	AMFG	2018	3	11	0,27273
248	ANTM	2018	4	6	0,66667
249	APLN	2018	3	7	0,42857
250	ASII	2018	7	10	0,70000
251	ASRI	2018	2	4	0,50000
252	ASSA	2018	3	5	0,60000
253	AUTO	2018	3	7	0,42857
254	BALI	2018	2	4	0,50000
255	BCIP	2018	3	3	1,00000
256	BEST	2018	2	5	0,40000
257	BIRD	2018	3	4	0,75000
258	BISI	2018	0	4	0,00000
259	BKSL	2018	2	3	0,66667
260	BMTR	2018	5	6	0,83333
261	BOLT	2018	3	6	0,50000
262	BSDE	2018	3	8	0,37500
263	BUDI	2018	4	7	0,57143
264	CINT	2018	3	4	0,75000
265	CITRA	2018	10	11	0,90909
266	CPIN	2018	4	6	0,66667
267	CTTH	2018	1	4	0,25000
268	DART	2018	4	4	1,00000
269	DILD	2018	3	8	0,37500
270	DLAT	2018	4	5	0,80000
271	DMAS	2018	2	4	0,50000
272	DPNS	2018	2	4	0,50000
273	DUTI	2018	3	5	0,60000
274	ELSA	2018	3	5	0,60000
275	EMDE	2018	4	7	0,57143
276	EPMT	2018	3	4	0,75000
277	ERAA	2018	6	7	0,85714
278	FMII	2018	2	4	0,50000
279	GAMA	2018	1	2	0,50000
280	GGRM	2018	2	7	0,28571

281	GMTD	2018	3	6	0,50000
282	GPRA	2018	3	4	0,75000
283	GWSA	2018	1	4	0,25000
284	HMSP	2018	7	8	0,87500
285	ICBP	2018	6	8	0,75000
286	IGAR	2018	3	5	0,60000
287	IMPC	2018	5	6	0,83333
288	INAI	2018	3	5	0,60000
289	INCI	2018	1	3	0,33333
290	INDF	2018	7	9	0,77778
291	INDS	2018	2	3	0,66667
292	INTP	2018	6	9	0,66667
293	ISSP	2018	1	5	0,20000
294	JECC	2018	1	4	0,25000
295	JKON	2018	5	6	0,83333
296	JPFA	2018	2	5	0,40000
297	JRPT	2018	5	6	0,83333
298	JSMR	2018	5	6	0,83333
299	KAEF	2018	4	5	0,80000
300	KBLI	2018	5	6	0,83333
301	KDSI	2018	1	3	0,33333
302	KIJA	2018	3	6	0,50000
303	KINO	2018	5	7	0,71429
304	KLBF	2018	4	6	0,66667
305	LION	2018	1	4	0,25000
306	LMSH	2018	2	3	0,66667
307	LPCK	2018	5	7	0,71429
308	LPKR	2018	6	7	0,85714
309	LPPF	2018	3	6	0,50000
310	LSIP	2018	4	5	0,80000
311	LTLS	2018	2	6	0,33333
312	MAIN	2018	5	7	0,71429
313	MARI	2018	2	2	1,00000
314	MDLN	2018	4	4	1,00000
315	MERK	2018	3	5	0,60000
316	MIDI	2018	4	5	0,80000
317	MKPI	2018	4	6	0,66667
318	MLBI	2018	3	4	0,75000
319	MLPT	2018	5	6	0,83333
320	MNCN	2018	4	7	0,57143
321	MPMX	2018	3	3	1,00000
322	MTDL	2018	6	6	1,00000
323	NELY	2018	3	4	0,75000
324	NRCA	2018	2	6	0,33333
325	PICO	2018	2	2	1,00000
326	PTBA	2018	5	7	0,71429
327	PUDP	2018	2	2	1,00000
328	PWON	2018	3	6	0,50000
329	PYFA	2018	2	2	1,00000
330	RALS	2018	5	6	0,83333
331	RANC	2018	5	6	0,83333
332	RICY	2018	3	4	0,75000
333	RUIS	2018	3	3	1,00000
334	SCCO	2018	3	5	0,60000
335	SCMA	2018	3	5	0,60000
336	SGRO	2018	4	5	0,80000
337	SIDO	2018	1	5	0,20000

338	SKBM	2018	6	8	0,75000
339	SKLT	2018	5	5	1,00000
340	SMBR	2018	4	5	0,80000
341	SMGR	2018	6	7	0,85714
342	SMRA	2018	4	8	0,50000
343	SMSM	2018	2	5	0,40000
344	SPMA	2018	2	4	0,50000
345	SRSN	2018	2	6	0,33333
346	SSMS	2018	4	4	1,00000
347	STAR	2018	2	2	1,00000
348	TALF	2018	2	4	0,50000
349	TBIG	2018	2	5	0,40000
350	TBLA	2018	6	8	0,75000
351	TCID	2018	3	14	0,21429
352	TGKA	2018	2	3	0,66667
353	TINS	2018	3	5	0,60000
354	TOTL	2018	3	8	0,37500
355	TRIS	2018	3	4	0,75000
356	TSPC	2018	6	9	0,66667
357	ULTJ	2018	1	3	0,33333
358	UNIT	2018	0	2	0,00000
359	UNTR	2018	2	7	0,28571
360	UNVR	2018	8	10	0,80000
361	WIIM	2018	2	6	0,33333
362	WSBP	2018	3	5	0,60000
363	WTON	2018	4	7	0,57143



Lampiran 5
Perhitungan Pengalaman Internasional Dewan Direksi (X3)

No	Kode Perusahaan	Tahun	Jumlah Direksi Berpengalaman Internasional	Jumlah Direksi	Hasil
1	ACES	2016	4	4	1,00000
2	AGII	2016	1	8	0,12500
3	AKPI	2016	5	5	1,00000
4	AKRA	2016	8	8	1,00000
5	AMFG	2016	6	11	0,54545
6	ANTM	2016	4	4	1,00000
7	APLN	2016	1	8	0,12500
8	ASII	2016	11	11	1,00000
9	ASRI	2016	2	4	0,50000
10	ASSA	2016	3	5	0,60000
11	AUTO	2016	1	8	0,12500
12	BALI	2016	1	4	0,25000
13	BCIP	2016	0	4	0,00000
14	BEST	2016	4	5	0,80000
15	BIRD	2016	1	4	0,25000
16	BISI	2016	0	5	0,00000
17	BKSL	2016	4	5	0,80000
18	BMTR	2016	2	6	0,33333
19	BOLT	2016	1	4	0,25000
20	BSDE	2016	3	8	0,37500
21	BUDI	2016	0	7	0,00000
22	CINT	2016	5	5	1,00000
23	CITRA	2016	5	5	1,00000
24	CPIN	2016	0	7	0,00000
25	CTTH	2016	3	4	0,75000
26	DART	2016	0	4	0,00000
27	DILD	2016	3	7	0,42857
28	DLAT	2016	5	5	1,00000
29	DMAS	2016	2	4	0,50000
30	DPNS	2016	1	4	0,25000
31	DUTI	2016	1	5	0,20000
32	ELSA	2016	3	5	0,60000
33	EMDE	2016	2	6	0,33333
34	EPMT	2016	3	3	1,00000
35	ERAA	2016	7	7	1,00000
36	FMII	2016	0	4	0,00000
37	GAMA	2016	1	2	0,50000
38	GGRM	2016	2	7	0,28571
39	GMTD	2016	2	4	0,50000
40	GPRA	2016	0	4	0,00000
41	GWSA	2016	1	4	0,25000
42	HMSP	2016	8	8	1,00000
43	ICBP	2016	9	9	1,00000
44	IGAR	2016	4	5	0,80000
45	IMPC	2016	6	6	1,00000
46	INAI	2016	3	5	0,60000
47	INCI	2016	3	3	1,00000
48	INDF	2016	10	10	1,00000
49	INDS	2016	3	3	1,00000
50	INTP	2016	7	10	0,70000
51	ISSP	2016	5	5	1,00000

52	JECC	2016	4	4	1,00000
53	JKON	2016	7	7	1,00000
54	JPFA	2016	5	5	1,00000
55	JRPT	2016	3	6	0,50000
56	JSMR	2016	2	6	0,33333
57	KAEF	2016	5	5	1,00000
58	KBLI	2016	1	3	0,33333
59	KDSI	2016	0	3	0,00000
60	KIJA	2016	1	5	0,20000
61	KINO	2016	5	5	1,00000
62	KLBF	2016	5	5	1,00000
63	LION	2016	1	4	0,25000
64	LMSH	2016	0	3	0,00000
65	LPCK	2016	5	5	1,00000
66	LPKR	2016	8	8	1,00000
67	LPPF	2016	2	5	0,40000
68	LSIP	2016	3	5	0,60000
69	LTLS	2016	6	6	1,00000
70	MAIN	2016	8	8	1,00000
71	MARI	2016	1	2	0,50000
72	MDLN	2016	1	4	0,25000
73	MERK	2016	5	5	1,00000
74	MIDI	2016	4	5	0,80000
75	MKPI	2016	3	6	0,50000
76	MLBI	2016	4	4	1,00000
77	MLPT	2016	1	6	0,16667
78	MNCN	2016	8	8	1,00000
79	MPMX	2016	5	5	1,00000
80	MTLA	2016	6	6	1,00000
81	NELY	2016	1	3	0,33333
82	NRCA	2016	1	6	0,16667
83	PICO	2016	0	2	0,00000
84	PTBA	2016	0	6	0,00000
85	PUDP	2016	1	2	0,50000
86	PWON	2016	2	6	0,33333
87	PYFA	2016	0	3	0,00000
88	RALS	2016	0	5	0,00000
89	RANC	2016	2	6	0,33333
90	RICY	2016	0	4	0,00000
91	RUIS	2016	2	3	0,66667
92	SCCO	2016	0	4	0,00000
93	SCMA	2016	3	5	0,60000
94	SGRO	2016	5	6	0,83333
95	SIDO	2016	5	5	1,00000
96	SKBM	2016	8	8	1,00000
97	SKLT	2016	4	4	1,00000
98	SMBR	2016	0	5	0,00000
99	SMGR	2016	7	7	1,00000
100	SMRA	2016	2	8	0,25000
101	SMSM	2016	1	5	0,20000
102	SPMA	2016	0	4	0,00000
103	SRSN	2016	1	6	0,16667
104	SSMS	2016	3	3	1,00000
105	STAR	2016	0	2	0,00000
106	TALF	2016	3	5	0,60000
107	TBIG	2016	3	5	0,60000
108	TBLA	2016	1	6	0,16667

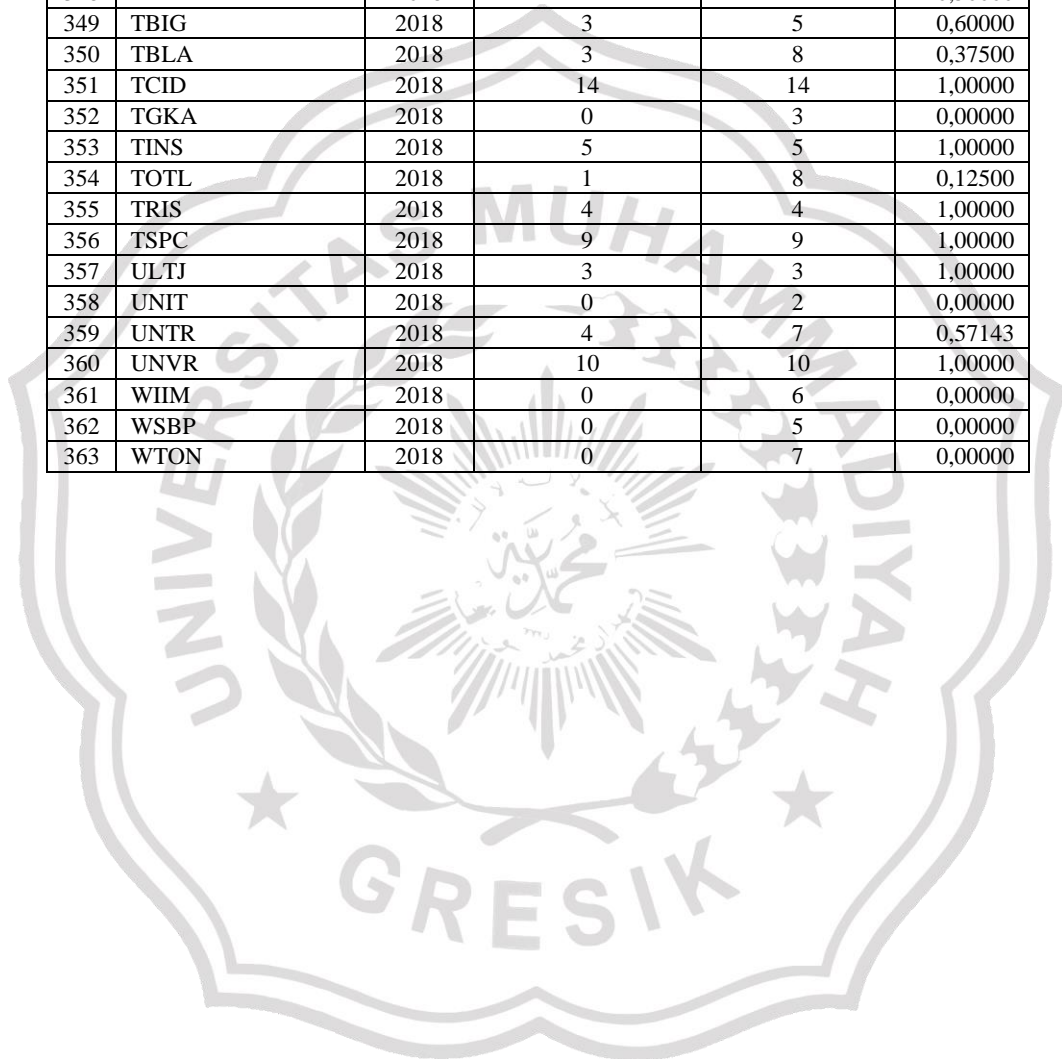
109	TCID	2016	18	18	1,00000
110	TGKA	2016	1	4	0,25000
111	TINS	2016	4	4	1,00000
112	TOTL	2016	1	9	0,11111
113	TRIS	2016	4	4	1,00000
114	TSPC	2016	10	10	1,00000
115	ULTJ	2016	3	3	1,00000
116	UNIT	2016	1	2	0,50000
117	UNTR	2016	4	7	0,57143
118	UNVR	2016	10	10	1,00000
119	WIIM	2016	0	6	0,00000
120	WSBP	2016	0	4	0,00000
121	WTON	2016	0	6	0,00000
122	ACES	2017	4	4	1,00000
123	AGII	2017	1	8	0,12500
124	AKPI	2017	5	5	1,00000
125	AKRA	2017	8	8	1,00000
126	AMFG	2017	6	11	0,54545
127	ANTM	2017	6	6	1,00000
128	APLN	2017	1	8	0,12500
129	ASII	2017	9	9	1,00000
130	ASRI	2017	2	4	0,50000
131	ASSA	2017	3	5	0,60000
132	AUTO	2017	1	8	0,12500
133	BALI	2017	1	4	0,25000
134	BCIP	2017	0	4	0,00000
135	BEST	2017	4	5	0,80000
136	BIRD	2017	1	4	0,00000
137	BISI	2017	0	5	1,00000
138	BKSL	2017	4	4	1,00000
139	BMTR	2017	2	6	0,33333
140	BOLT	2017	3	5	0,60000
141	BSDE	2017	3	8	0,37500
142	BUDI	2017	0	7	0,00000
143	CINT	2017	4	4	1,00000
144	CITRA	2017	12	12	1,00000
145	CPIN	2017	0	7	0,00000
146	CTTH	2017	3	4	0,00000
147	DART	2017	0	4	0,75000
148	DILD	2017	3	7	0,42857
149	DLAT	2017	5	5	1,00000
150	DMAS	2017	2	4	0,50000
151	DPNS	2017	1	4	0,25000
152	DUTI	2017	1	5	0,20000
153	ELSA	2017	3	5	0,60000
154	EMDE	2017	2	6	0,33333
155	EPMT	2017	2	4	0,50000
156	ERAA	2017	7	7	1,00000
157	FMII	2017	0	4	0,00000
158	GAMA	2017	1	2	0,50000
159	GGRM	2017	2	7	0,28571
160	GMTD	2017	2	4	0,50000
161	GPRA	2017	0	4	0,00000
162	GWSA	2017	1	4	0,25000
163	HMSP	2017	8	8	1,00000
164	ICBP	2017	9	9	1,00000
165	IGAR	2017	4	5	0,80000

166	IMPC	2017	6	6	1,00000
167	INAI	2017	3	5	0,60000
168	INCI	2017	3	3	1,00000
169	INDF	2017	10	10	1,00000
170	INDS	2017	3	3	1,00000
171	INTP	2017	6	9	0,66667
172	ISSP	2017	5	5	1,00000
173	JECC	2017	4	4	1,00000
174	JKON	2017	6	6	1,00000
175	JPFA	2017	5	5	1,00000
176	JRPT	2017	3	6	0,50000
177	JSMR	2017	2	6	0,33333
178	KAEF	2017	5	5	1,00000
179	KBLI	2017	1	5	0,20000
180	KDSI	2017	0	3	0,00000
181	KIJA	2017	1	5	0,20000
182	KINO	2017	5	5	1,00000
183	KLBF	2017	6	6	1,00000
184	LION	2017	1	4	0,25000
185	LMSH	2017	0	3	0,00000
186	LPCK	2017	7	7	1,00000
187	LPKR	2017	6	6	1,00000
188	LPPF	2017	1	5	0,20000
189	LSIP	2017	3	5	0,60000
190	LTLS	2017	6	6	1,00000
191	MAIN	2017	8	8	1,00000
192	MARI	2017	1	2	0,50000
193	MDLN	2017	2	4	0,50000
194	MERK	2017	5	5	1,00000
195	MIDI	2017	3	5	0,60000
196	MKPI	2017	3	6	0,50000
197	MLBI	2017	4	4	1,00000
198	MLPT	2017	1	6	0,16667
199	MNCN	2017	7	7	1,00000
200	MPMX	2017	4	5	0,80000
201	MTLA	2017	6	6	1,00000
202	NELY	2017	2	3	0,66667
203	NRCA	2017	1	6	0,16667
204	PICO	2017	0	2	0,00000
205	PTBA	2017	2	9	0,22222
206	PUDP	2017	1	2	0,50000
207	PWON	2017	2	6	0,33333
208	PYFA	2017	0	2	0,00000
209	RALS	2017	0	5	0,00000
210	RANC	2017	2	6	0,33333
211	RICY	2017	0	4	0,00000
212	RUIS	2017	2	3	0,66667
213	SCCO	2017	0	4	0,00000
214	SCMA	2017	3	5	0,60000
215	SGRO	2017	4	5	0,80000
216	SIDO	2017	5	5	1,00000
217	SKBM	2017	8	8	1,00000
218	SKLT	2017	5	5	1,00000
219	SMBR	2017	2	5	0,40000
220	SMGR	2017	7	7	1,00000
221	SMRA	2017	2	8	0,25000
222	SMSM	2017	0	5	0,00000

223	SPMA	2017	0	4	0,00000
224	SRSN	2017	2	6	0,33333
225	SSMS	2017	3	3	1,00000
226	STAR	2017	0	2	0,00000
227	TALF	2017	3	5	0,60000
228	TBIG	2017	3	5	0,60000
229	TBLA	2017	1	6	0,16667
230	TCID	2017	14	14	1,00000
231	TGKA	2017	0	3	0,00000
232	TINS	2017	5	5	1,00000
233	TOTL	2017	1	9	0,11111
234	TRIS	2017	4	4	1,00000
235	TSPC	2017	10	10	1,00000
236	ULTJ	2017	3	3	1,00000
237	UNIT	2017	1	3	0,33333
238	UNTR	2017	4	7	0,57143
239	UNVR	2017	10	10	1,00000
240	WIIM	2017	0	6	0,00000
241	WSBP	2017	0	5	0,00000
242	WTON	2017	0	8	0,00000
243	ACES	2018	4	4	1,00000
244	AGII	2018	2	7	0,28571
245	AKPI	2018	6	6	1,00000
246	AKRA	2018	8	8	1,00000
247	AMFG	2018	6	11	0,54545
248	ANTM	2018	6	6	1,00000
249	APLN	2018	1	7	0,14286
250	ASII	2018	10	10	1,00000
251	ASRI	2018	2	4	0,50000
252	ASSA	2018	4	5	0,80000
253	AUTO	2018	1	7	0,14286
254	BALI	2018	0	4	0,00000
255	BCIP	2018	0	3	0,00000
256	BEST	2018	4	5	0,80000
257	BIRD	2018	1	4	0,25000
258	BISI	2018	0	4	0,00000
259	BKSL	2018	3	3	1,00000
260	BMTR	2018	2	6	0,33333
261	BOLT	2018	4	6	0,66667
262	BSDE	2018	3	8	0,37500
263	BUDI	2018	0	7	0,00000
264	CINT	2018	4	4	1,00000
265	CITRA	2018	11	11	1,00000
266	CPIN	2018	0	6	0,00000
267	CTTH	2018	3	4	0,75000
268	DART	2018	0	4	0,00000
269	DILD	2018	4	8	0,50000
270	DLAT	2018	5	5	1,00000
271	DMAS	2018	2	4	0,50000
272	DPNS	2018	1	4	0,25000
273	DUTI	2018	1	5	0,20000
274	ELSA	2018	2	5	0,40000
275	EMDE	2018	3	7	0,42857
276	EPMT	2018	2	4	0,50000
277	ERAA	2018	7	7	1,00000
278	FMII	2018	0	4	0,00000
279	GAMA	2018	1	2	0,50000

280	GGRM	2018	2	7	0,28571
281	GMTD	2018	2	6	0,33333
282	GPRA	2018	0	4	0,00000
283	GWSA	2018	1	4	0,25000
284	HMSP	2018	8	8	1,00000
285	ICBP	2018	8	8	1,00000
286	IGAR	2018	4	5	0,80000
287	IMPC	2018	6	6	1,00000
288	INAI	2018	4	5	0,80000
289	INCI	2018	3	3	1,00000
290	INDF	2018	9	9	1,00000
291	INDS	2018	3	3	1,00000
292	INTP	2018	6	9	0,66667
293	ISSP	2018	5	5	1,00000
294	JECC	2018	4	4	1,00000
295	JKON	2018	6	6	1,00000
296	JPFA	2018	5	5	1,00000
297	JRPT	2018	3	6	0,50000
298	JSMR	2018	2	6	0,33333
299	KAEF	2018	5	5	1,00000
300	KBLI	2018	2	6	0,33333
301	KDSI	2018	0	3	0,00000
302	KIJA	2018	1	6	0,16667
303	KINO	2018	7	7	1,00000
304	KLBF	2018	6	6	1,00000
305	LION	2018	1	4	0,25000
306	LMSH	2018	0	3	0,00000
307	LPCK	2018	7	7	1,00000
308	LPKR	2018	6	7	0,85714
309	LPPF	2018	1	6	0,16667
310	LSIP	2018	3	5	0,60000
311	LTLS	2018	6	6	1,00000
312	MAIN	2018	7	7	1,00000
313	MARI	2018	1	2	0,50000
314	MDLN	2018	2	4	0,50000
315	MERK	2018	5	5	1,00000
316	MIDI	2018	3	5	0,60000
317	MKPI	2018	3	6	0,50000
318	MLBI	2018	4	4	1,00000
319	MLPT	2018	1	6	0,16667
320	MNCN	2018	7	7	1,00000
321	MPMX	2018	2	3	0,66667
322	MTDL	2018	6	6	1,00000
323	NELY	2018	3	4	0,75000
324	NRCA	2018	1	6	0,16667
325	PICO	2018	0	2	0,00000
326	PTBA	2018	3	7	0,42857
327	PUDP	2018	1	2	0,50000
328	PWON	2018	2	6	0,33333
329	PYFA	2018	0	2	0,00000
330	RALS	2018	0	6	0,00000
331	RANC	2018	2	6	0,33333
332	RICY	2018	0	4	0,00000
333	RUIS	2018	2	3	0,66667
334	SCCO	2018	0	5	0,00000
335	SCMA	2018	3	5	0,60000
336	SGRO	2018	4	5	0,80000

337	SIDO	2018	5	5	1,00000
338	SKBM	2018	8	8	1,00000
339	SKLT	2018	5	5	1,00000
340	SMBR	2018	1	5	0,20000
341	SMGR	2018	7	7	1,00000
342	SMRA	2018	0	8	0,00000
343	SMSM	2018	0	5	0,00000
344	SPMA	2018	0	4	0,00000
345	SRSN	2018	2	6	0,33333
346	SSMS	2018	4	4	1,00000
347	STAR	2018	0	2	0,00000
348	TALF	2018	2	4	0,50000
349	TBIG	2018	3	5	0,60000
350	TBLA	2018	3	8	0,37500
351	TCID	2018	14	14	1,00000
352	TGKA	2018	0	3	0,00000
353	TINS	2018	5	5	1,00000
354	TOTL	2018	1	8	0,12500
355	TRIS	2018	4	4	1,00000
356	TSPC	2018	9	9	1,00000
357	ULTJ	2018	3	3	1,00000
358	UNIT	2018	0	2	0,00000
359	UNTR	2018	4	7	0,57143
360	UNVR	2018	10	10	1,00000
361	WIIM	2018	0	6	0,00000
362	WSBP	2018	0	5	0,00000
363	WTON	2018	0	7	0,00000



Lampiran 6
Perhitungan Usia Dewan Direksi (X4)

No	Kode Perusahaan	Tahun	Jumlah Direksi Usia >50	Jumlah Direksi	Hasil
1	ACES	2016	3	4	0,75000
2	AGII	2016	4	8	0,50000
3	AKPI	2016	4	5	0,80000
4	AKRA	2016	7	8	0,87500
5	AMFG	2016	9	11	0,81818
6	ANTM	2016	0	4	0,00000
7	APLN	2016	4	8	0,50000
8	ASII	2016	10	11	0,90909
9	ASRI	2016	3	4	0,75000
10	ASSA	2016	3	5	0,60000
11	AUTO	2016	4	8	0,50000
12	BALI	2016	2	4	0,50000
13	BCIP	2016	2	4	0,50000
14	BEST	2016	2	5	0,40000
15	BIRD	2016	1	4	0,25000
16	BISI	2016	4	5	0,80000
17	BKSL	2016	1	5	0,20000
18	BMTR	2016	3	6	0,50000
19	BOLT	2016	4	4	1,00000
20	BSDE	2016	4	8	0,50000
21	BUDI	2016	5	7	0,71429
22	CINT	2016	1	5	0,20000
23	CITRA	2016	5	5	1,00000
24	CPIN	2016	4	7	0,57143
25	CTTH	2016	4	4	1,00000
26	DART	2016	3	4	0,75000
27	DILD	2016	3	7	0,42857
28	DLAT	2016	3	5	0,60000
29	DMAS	2016	2	4	0,50000
30	DPNS	2016	4	4	1,00000
31	DUTI	2016	4	5	0,80000
32	ELSA	2016	5	5	1,00000
33	EMDE	2016	3	6	0,50000
34	EPMT	2016	1	3	0,33333
35	ERAA	2016	4	7	0,57143
36	FMII	2016	2	4	0,50000
37	GAMA	2016	1	2	0,50000
38	GGRM	2016	6	7	0,85714
39	GMTD	2016	2	4	0,50000
40	GPRA	2016	1	4	0,25000
41	GWSA	2016	3	4	0,75000
42	HMSP	2016	0	8	0,00000
43	ICBP	2016	8	9	0,88889
44	IGAR	2016	4	5	0,80000
45	IMPC	2016	2	6	0,33333
46	INAI	2016	4	5	0,80000
47	INCI	2016	2	3	0,66667
48	INDF	2016	9	10	0,90000
49	INDS	2016	1	3	0,33333
50	INTP	2016	7	10	0,70000
51	ISSP	2016	5	5	1,00000

52	JECC	2016	3	4	0,75000
53	JKON	2016	7	7	1,00000
54	JPFA	2016	5	5	1,00000
55	JRPT	2016	6	6	1,00000
56	JSMR	2016	5	6	0,83333
57	KAEF	2016	5	5	1,00000
58	KBLI	2016	2	3	0,66667
59	KDSI	2016	2	3	0,66667
60	KIJA	2016	3	5	0,60000
61	KINO	2016	0	5	0,00000
62	KLBF	2016	5	5	1,00000
63	LION	2016	4	4	1,00000
64	LMSH	2016	3	3	1,00000
65	LPCK	2016	2	5	0,40000
66	LPKR	2016	6	8	0,75000
67	LPPF	2016	4	5	0,80000
68	LSIP	2016	5	5	1,00000
69	LTLS	2016	4	6	0,66667
70	MAIN	2016	5	8	0,62500
71	MARI	2016	0	2	0,00000
72	MDLN	2016	0	4	0,00000
73	MERK	2016	0	5	0,00000
74	MIDI	2016	1	5	0,20000
75	MKPI	2016	5	6	0,83333
76	MLBI	2016	2	4	0,50000
77	MLPT	2016	4	6	0,66667
78	MNCN	2016	1	8	0,12500
79	MPMX	2016	1	5	0,20000
80	MTLA	2016	3	6	0,50000
81	NELY	2016	2	3	0,66667
82	NRCA	2016	6	6	1,00000
83	PICO	2016	2	2	1,00000
84	PTBA	2016	3	6	0,50000
85	PUDP	2016	2	2	1,00000
86	PWON	2016	1	6	0,16667
87	PYFA	2016	2	3	0,66667
88	RALS	2016	3	5	0,60000
89	RANC	2016	1	6	0,16667
90	RICY	2016	1	4	0,25000
91	RUIS	2016	1	3	0,33333
92	SCCO	2016	3	4	0,75000
93	SCMA	2016	2	5	0,40000
94	SGRO	2016	4	6	0,66667
95	SIDO	2016	4	5	0,80000
96	SKBM	2016	5	8	0,62500
97	SKLT	2016	3	4	0,75000
98	SMBR	2016	4	5	0,80000
99	SMGR	2016	2	7	0,28571
100	SMRA	2016	6	8	0,75000
101	SMSM	2016	2	5	0,40000
102	SPMA	2016	2	4	0,50000
103	SRSN	2016	4	6	0,66667
104	SSMS	2016	1	3	0,33333
105	STAR	2016	1	2	0,50000
106	TALF	2016	5	5	1,00000
107	TBIG	2016	2	5	0,40000
108	TBLA	2016	4	6	0,66667

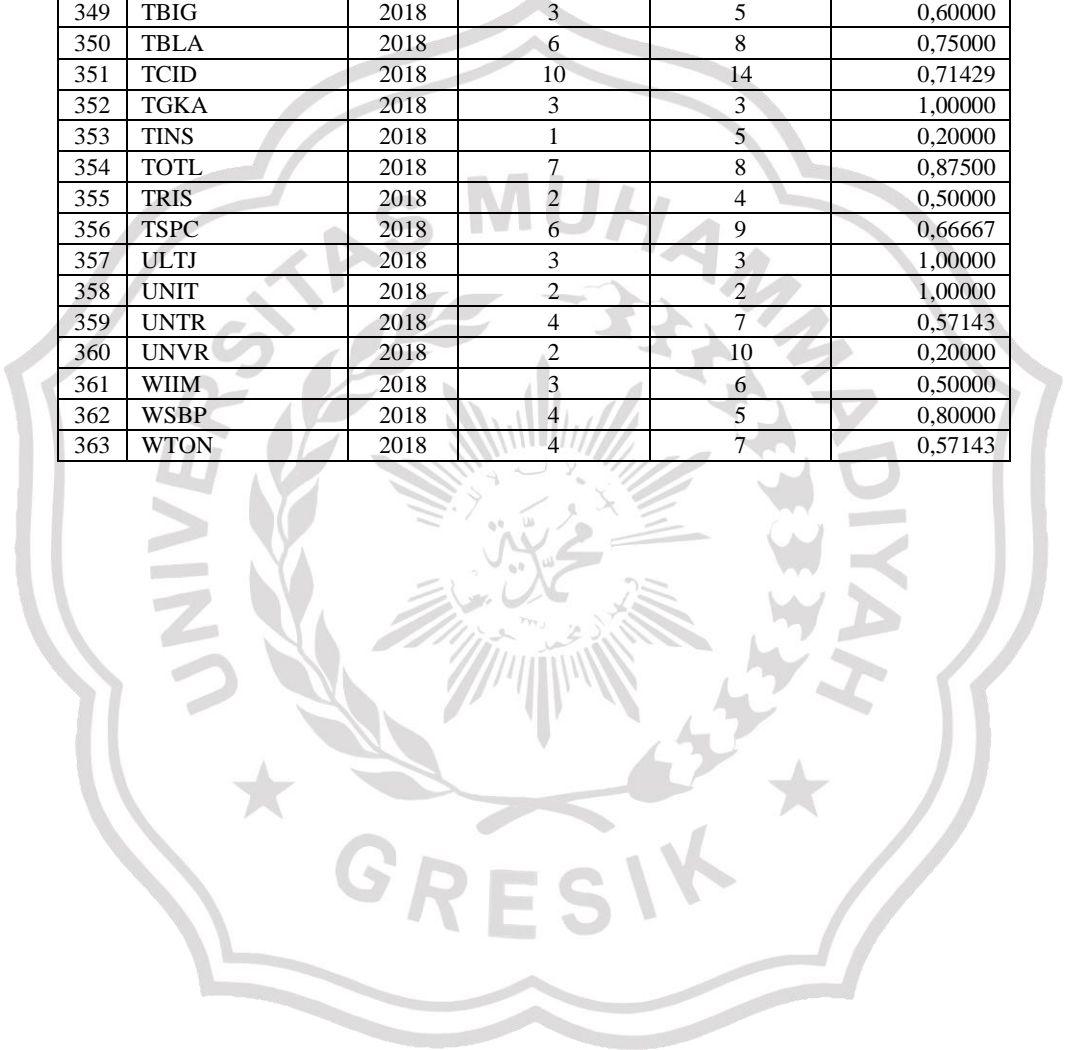
109	TCID	2016	9	18	0,50000
110	TGKA	2016	2	4	0,50000
111	TINS	2016	1	4	0,25000
112	TOTL	2016	7	9	0,77778
113	TRIS	2016	2	4	0,50000
114	TSPC	2016	5	10	0,50000
115	ULTJ	2016	3	3	1,00000
116	UNIT	2016	1	2	0,50000
117	UNTR	2016	2	7	0,28571
118	UNVR	2016	3	10	0,30000
119	WIIM	2016	3	6	0,50000
120	WSBP	2016	1	4	0,25000
121	WTON	2016	4	6	0,66667
122	ACES	2017	3	4	0,75000
123	AGII	2017	5	8	0,62500
124	AKPI	2017	4	5	0,80000
125	AKRA	2017	7	8	0,87500
126	AMFG	2017	7	11	0,63636
127	ANTM	2017	4	6	0,66667
128	APLN	2017	5	8	0,62500
129	ASII	2017	7	9	0,77778
130	ASRI	2017	4	4	1,00000
131	ASSA	2017	3	5	0,60000
132	AUTO	2017	4	8	0,50000
133	BALI	2017	2	4	0,50000
134	BCIP	2017	3	4	0,75000
135	BEST	2017	2	5	0,40000
136	BIRD	2017	1	4	0,25000
137	BISI	2017	4	5	0,80000
138	BKSL	2017	1	4	0,25000
139	BMTR	2017	4	6	0,66667
140	BOLT	2017	3	5	0,60000
141	BSDE	2017	6	8	0,75000
142	BUDI	2017	5	7	0,71429
143	CINT	2017	3	4	0,75000
144	CITRA	2017	12	12	1,00000
145	CPIN	2017	4	7	0,57143
146	CTTH	2017	4	4	1,00000
147	DART	2017	3	4	0,75000
148	DILD	2017	3	7	0,42857
149	DLAT	2017	4	5	0,80000
150	DMAS	2017	3	4	0,75000
151	DPNS	2017	4	4	1,00000
152	DUTI	2017	5	5	1,00000
153	ELSA	2017	5	5	1,00000
154	EMDE	2017	2	6	0,33333
155	EPMT	2017	2	4	0,50000
156	ERAA	2017	4	7	0,57143
157	FMII	2017	2	4	0,50000
158	GAMA	2017	1	2	0,50000
159	GGRM	2017	6	7	0,85714
160	GMTD	2017	2	4	0,50000
161	GPRA	2017	1	4	0,25000
162	GWSA	2017	3	4	0,75000
163	HMSP	2017	2	8	0,25000
164	ICBP	2017	8	9	0,88889
165	IGAR	2017	4	5	0,80000

166	IMPC	2017	4	6	0,66667
167	INAI	2017	4	5	0,80000
168	INCI	2017	2	3	0,66667
169	INDF	2017	9	10	0,90000
170	INDS	2017	1	3	0,33333
171	INTP	2017	7	9	0,77778
172	ISSP	2017	5	5	1,00000
173	JECC	2017	3	4	0,75000
174	JKON	2017	6	6	1,00000
175	JPFA	2017	5	5	1,00000
176	JRPT	2017	5	6	0,83333
177	JSMR	2017	4	6	0,66667
178	KAEF	2017	2	5	0,40000
179	KBLI	2017	3	5	0,60000
180	KDSI	2017	2	3	0,66667
181	KIJA	2017	3	5	0,60000
182	KINO	2017	1	5	0,20000
183	KLBF	2017	5	6	0,83333
184	LION	2017	4	4	1,00000
185	LMSH	2017	3	3	1,00000
186	LPCK	2017	2	7	0,28571
187	LPKR	2017	5	6	0,83333
188	LPPF	2017	5	5	1,00000
189	LSIP	2017	5	5	1,00000
190	LTLS	2017	5	6	0,83333
191	MAIN	2017	5	8	0,62500
192	MARI	2017	0	2	0,00000
193	MDLN	2017	0	4	0,00000
194	MERK	2017	0	5	0,00000
195	MIDI	2017	2	5	0,40000
196	MKPI	2017	5	6	0,83333
197	MLBI	2017	2	4	0,50000
198	MLPT	2017	4	6	0,66667
199	MNCN	2017	3	7	0,42857
200	MPMX	2017	0	5	0,00000
201	MTLA	2017	3	6	0,50000
202	NELY	2017	2	3	0,66667
203	NRCA	2017	6	6	1,00000
204	PICO	2017	2	2	1,00000
205	PTBA	2017	6	9	0,66667
206	PUDP	2017	2	2	1,00000
207	PWON	2017	3	6	0,50000
208	PYFA	2017	2	2	1,00000
209	RALS	2017	4	5	0,80000
210	RANC	2017	1	6	0,16667
211	RICY	2017	1	4	0,25000
212	RUIS	2017	1	3	0,33333
213	SCCO	2017	3	4	0,75000
214	SCMA	2017	3	5	0,60000
215	SGRO	2017	4	5	0,80000
216	SIDO	2017	4	5	0,80000
217	SKBM	2017	6	8	0,75000
218	SKLT	2017	3	5	0,60000
219	SMBR	2017	1	5	0,20000
220	SMGR	2017	5	7	0,71429
221	SMRA	2017	6	8	0,75000
222	SMSM	2017	3	5	0,60000

223	SPMA	2017	3	4	0,75000
224	SRSN	2017	4	6	0,66667
225	SSMS	2017	2	3	0,66667
226	STAR	2017	1	2	0,50000
227	TALF	2017	5	5	1,00000
228	TBIG	2017	2	5	0,40000
229	TBLA	2017	4	6	0,66667
230	TCID	2017	10	14	0,71429
231	TGKA	2017	3	3	1,00000
232	TINS	2017	0	5	0,00000
233	TOTL	2017	8	9	0,88889
234	TRIS	2017	2	4	0,50000
235	TSPC	2017	5	10	0,50000
236	ULTJ	2017	3	3	1,00000
237	UNIT	2017	3	3	1,00000
238	UNTR	2017	3	7	0,42857
239	UNVR	2017	2	10	0,20000
240	WIIM	2017	3	6	0,50000
241	WSBP	2017	4	5	0,80000
242	WTON	2017	3	8	0,37500
243	ACES	2018	3	4	0,75000
244	AGII	2018	4	7	0,57143
245	AKPI	2018	4	6	0,66667
246	AKRA	2018	7	8	0,87500
247	AMFG	2018	9	11	0,81818
248	ANTM	2018	4	6	0,66667
249	APLN	2018	5	7	0,71429
250	ASII	2018	8	10	0,80000
251	ASRI	2018	4	4	1,00000
252	ASSA	2018	3	5	0,60000
253	AUTO	2018	6	7	0,85714
254	BALI	2018	2	4	0,50000
255	BCIP	2018	2	3	0,66667
256	BEST	2018	2	5	0,40000
257	BIRD	2018	1	4	0,25000
258	BISI	2018	3	4	0,75000
259	BKSL	2018	1	3	0,33333
260	BMTR	2018	5	6	0,83333
261	BOLT	2018	3	6	0,50000
262	BSDE	2018	7	8	0,87500
263	BUDI	2018	5	7	0,71429
264	CINT	2018	3	4	0,75000
265	CITRA	2018	11	11	1,00000
266	CPIN	2018	3	6	0,50000
267	CTTH	2018	4	4	1,00000
268	DART	2018	3	4	0,75000
269	DILD	2018	5	8	0,62500
270	DLAT	2018	4	5	0,80000
271	DMAS	2018	4	4	1,00000
272	DPNS	2018	4	4	1,00000
273	DUTI	2018	5	5	1,00000
274	ELSA	2018	5	5	1,00000
275	EMDE	2018	2	7	0,28571
276	EPMT	2018	2	4	0,50000
277	ERAA	2018	4	7	0,57143
278	FMII	2018	2	4	0,50000
279	GAMA	2018	1	2	0,50000

280	GGRM	2018	6	7	0,85714
281	GMTD	2018	4	6	0,66667
282	GPRA	2018	1	4	0,25000
283	GWSA	2018	3	4	0,75000
284	HMSP	2018	3	8	0,37500
285	ICBP	2018	7	8	0,87500
286	IGAR	2018	4	5	0,80000
287	IMPC	2018	5	6	0,83333
288	INAI	2018	4	5	0,80000
289	INCI	2018	2	3	0,66667
290	INDF	2018	8	9	0,88889
291	INDS	2018	1	3	0,33333
292	INTP	2018	7	9	0,77778
293	ISSP	2018	5	5	1,00000
294	JECC	2018	3	4	0,75000
295	JKON	2018	6	6	1,00000
296	JPFA	2018	5	5	1,00000
297	JRPT	2018	5	6	0,83333
298	JSMR	2018	3	6	0,50000
299	KAEF	2018	3	5	0,60000
300	KBLI	2018	3	6	0,50000
301	KDSI	2018	2	3	0,66667
302	KIJA	2018	5	6	0,83333
303	KINO	2018	2	7	0,28571
304	KLBF	2018	6	6	1,00000
305	LION	2018	4	4	1,00000
306	LMSH	2018	3	3	1,00000
307	LPCK	2018	1	7	0,14286
308	LPKR	2018	5	7	0,71429
309	LPPF	2018	6	6	1,00000
310	LSIP	2018	5	5	1,00000
311	LTLS	2018	6	6	1,00000
312	MAIN	2018	4	7	0,57143
313	MARI	2018	0	2	0,00000
314	MDLN	2018	0	4	0,00000
315	MERK	2018	1	5	0,20000
316	MIDI	2018	2	5	0,40000
317	MKPI	2018	5	6	0,83333
318	MLBI	2018	2	4	0,50000
319	MLPT	2018	4	6	0,66667
320	MNCN	2018	2	7	0,28571
321	MPMX	2018	1	3	0,33333
322	MTDL	2018	3	6	0,50000
323	NELY	2018	3	4	0,75000
324	NRCA	2018	6	6	1,00000
325	PICO	2018	2	2	1,00000
326	PTBA	2018	4	7	0,57143
327	PUDP	2018	2	2	1,00000
328	PWON	2018	5	6	0,83333
329	PYFA	2018	2	2	1,00000
330	RALS	2018	4	6	0,66667
331	RANC	2018	1	6	0,16667
332	RICY	2018	1	4	0,25000
333	RUIS	2018	1	3	0,33333
334	SCCO	2018	3	5	0,60000
335	SCMA	2018	3	5	0,60000
336	SGRO	2018	4	5	0,80000

337	SIDO	2018	3	5	0,60000
338	SKBM	2018	6	8	0,75000
339	SKLT	2018	3	5	0,60000
340	SMBR	2018	2	5	0,40000
341	SMGR	2018	4	7	0,57143
342	SMRA	2018	6	8	0,75000
343	SMSM	2018	3	5	0,60000
344	SPMA	2018	3	4	0,75000
345	SRSN	2018	5	6	0,83333
346	SSMS	2018	3	4	0,75000
347	STAR	2018	1	2	0,50000
348	TALF	2018	4	4	1,00000
349	TBIG	2018	3	5	0,60000
350	TBLA	2018	6	8	0,75000
351	TCID	2018	10	14	0,71429
352	TGKA	2018	3	3	1,00000
353	TINS	2018	1	5	0,20000
354	TOTL	2018	7	8	0,87500
355	TRIS	2018	2	4	0,50000
356	TSPC	2018	6	9	0,66667
357	ULTJ	2018	3	3	1,00000
358	UNIT	2018	2	2	1,00000
359	UNTR	2018	4	7	0,57143
360	UNVR	2018	2	10	0,20000
361	WIIM	2018	3	6	0,50000
362	WSBP	2018	4	5	0,80000
363	WTON	2018	4	7	0,57143



Lampiran 7
Output SPSS 15 Statistik Deskriptif

Descriptive Statistics

	N	Minimum	Maximum	Mean	Std. Deviation
Ukuran Dewan Direksi (X1)	363	,00	4,00	,4270	,52773
Latar Belakang Pendidikan Dewan Direksi (X2)	363	,00	1,00	,6240	,23658
Pengalaman Internasional Dewan Direksi (X3)	363	,00	1,00	,5533	,38977
Usia Dewan Direksi (X4)	363	,00	1,00	,6402	,26636
Penghindaran Pajak (Y)	363	,00	,97	,2333	,16457
Valid N (listwise)	363				



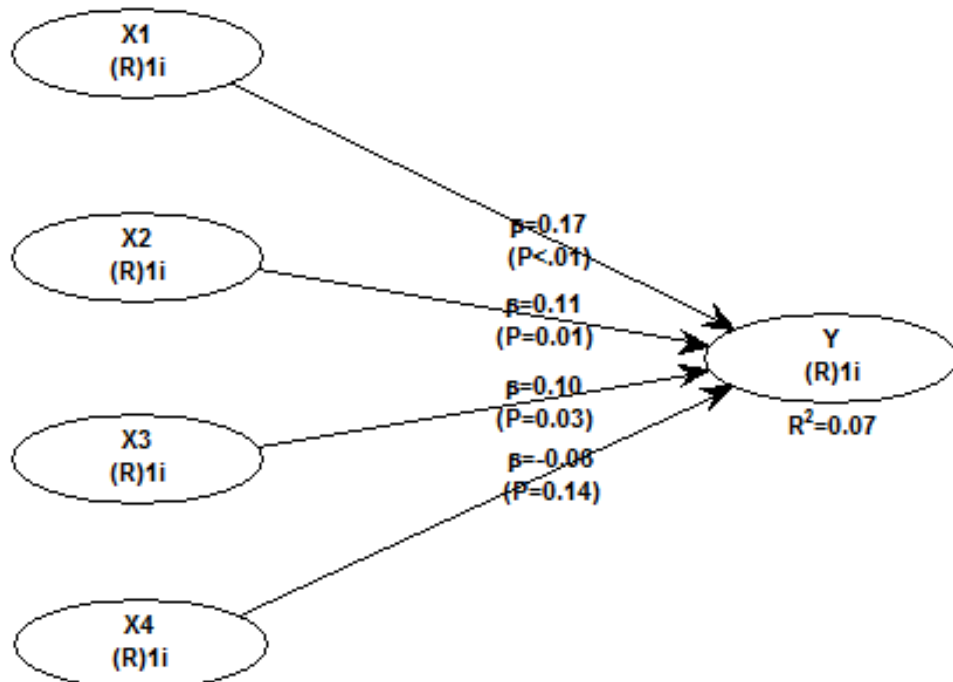
Lampiran 8
Output PLS 5.0

Hasil Model Fit Indices

Model fit and quality indices

Average path coefficient (APC)=0.110, P=0.008
Average R-squared (ARS)=0.071, P=0.043
Average adjusted R-squared (AARS)=0.061, P=0.061
Average block VIF (AVIF)=1.042, acceptable if ≤ 5 , ideally ≤ 3.3
Average full collinearity VIF (AFVIF)=1.041, acceptable if ≤ 5 , ideally ≤ 3.3
Tenenhaus GoF (GoF)=0.267, small ≥ 0.1 , medium ≥ 0.25 , large ≥ 0.36
Simpson's paradox ratio (SPR)=1.000, acceptable if ≥ 0.7 , ideally = 1
R-squared contribution ratio (RSCR)=1.000, acceptable if ≥ 0.9 , ideally = 1
Statistical suppression ratio (SSR)=1.000, acceptable if ≥ 0.7
Nonlinear bivariate causality direction ratio (NLBCDR)=0.625, acceptable if ≥ 0.7

Hasil Path Coefficient



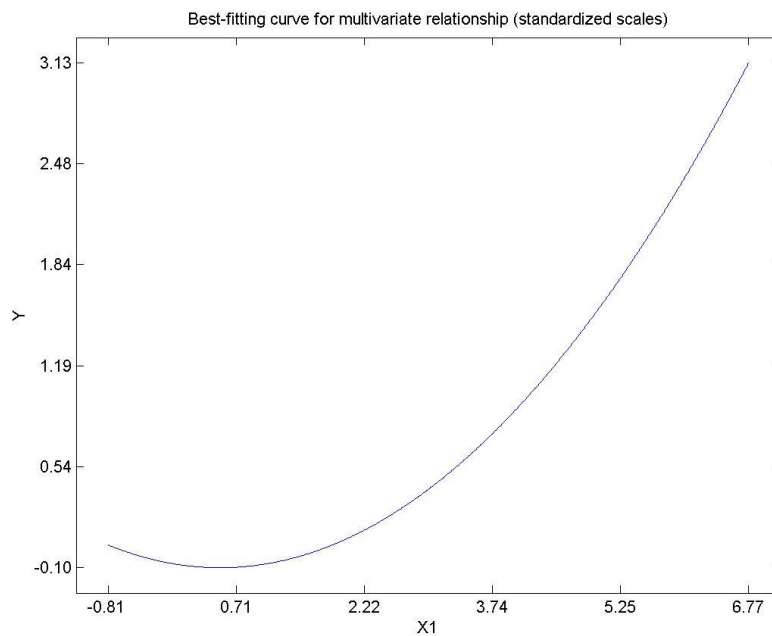
Tabel Path Coefficient

Path coefficients					
	X1	X2	X3	X4	Y
X1					
X2					
X3					
X4					
Y	0.175	0.113	0.096	-0.057	

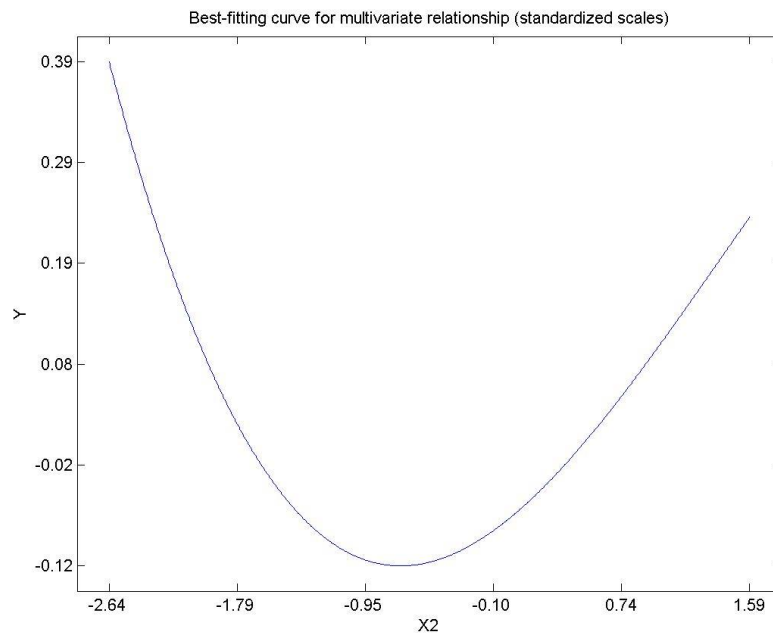
P values					
	X1	X2	X3	X4	Y
X1					
X2					
X3					
X4					
Y	<0.001	0.014	0.032	0.139	

Hasil Output Linier dan Non Linier

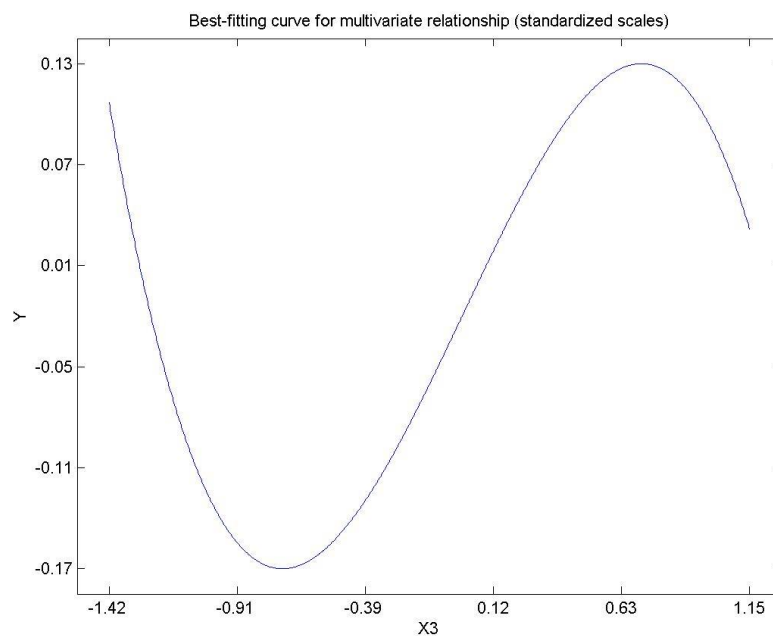
Plot Ukuran Dewan Direksi Terhadap Penghindaran Pajak



Plot Latar Belakang Pendidikan Dewan Direksi Terhadap Penghindaran Pajak



Plot Pengalaman Internasional Dewan Direksi Terhadap Penghindaran Pajak



Plot Usia Dewan Direksi Terhadap Penghindaran Pajak

