

Observation Checklist and Field-Notes

The 1st observation

Day & Date: Monday, 3rd of December 2018

Indicators	Yes	No	Field-Notes
<p style="text-align: center;">A. The Materials</p> <ol style="list-style-type: none"> 1. The topic is understandable 2. The topic can lead students to understand easily about English vocabulary 3. The topic is in line with students' level 4. The materials can be practiced in daily life 5. The material is useful. It trains the students to respond some instruction 			<p>The Topic : Describing Person The Words: Dark Hair, Pointed nose</p>
<p style="text-align: center;">B. TPR Method</p> <ol style="list-style-type: none"> 1. The TPR method is understandable 2. The students give good responses toward the use of TPR method in teaching English vocabulary 3. The TPR method helps students understand about English vocabulary more easily 4. The TPR method makes the students actively participate in the class 5. The TPR method gives chance to the students to do actions 6. The TPR method demands to the students to act out 7. The TPR method gives chance to the students to respond the command 			<p>The students know the meaning of the sentence through moving their bodies</p>
<p style="text-align: center;">C. The Teaching - Learning Process</p> <ol style="list-style-type: none"> 1. Teacher selectively prepares the topic 2. Teacher give the explanation about the topic by acting it directly 3. Teacher dominates the class to give model of action sentence 4. Teacher motivates the students to move their body 			<p>The teacher as a model and the students as imitators</p> <p>The teacher gives applause to the volunteers and everyone that can answer questions</p> <p>The teacher use LCD as her media in teaching process</p>

<ol style="list-style-type: none"> 5. Teacher give command to the students to move their body 6. Teacher observers the students' respond to the instruction given 7. Teacher give reward to the students who able to respond the teachers' instruction correctly and quickly 8. Teacher help the students to move their body freely in responding the command 9. The teacher writes the list of action sentences on whiteboard 			
---	--	--	--

The 2nd Observation

Day & Date : Tuesday, 4th of December 2018

Indicators	Yes	No	Field-Notes
<p style="text-align: center;">A. The Materials</p> <ol style="list-style-type: none"> 1. The topic is understandable 2. The topic can lead students to understand easily about English vocabulary 3. The topic is in line with students' level 4. The materials can be practiced in daily life 5. The material is useful. It trains the students to respond some instruction 			<p>The Topic is still Describing Person</p>
<p style="text-align: center;">B. TPR Method</p> <ol style="list-style-type: none"> 1. The TPR method is understandable 2. The students give good responses toward the use of TPR method in teaching English vocabulary 3. The TPR method helps students understand about English vocabulary more easily 4. The TPR method makes the students actively participate in the class 5. The TPR method gives chance to the students to do actions 6. The TPR method demands to the students to act out 7. The TPR method gives chance to the students to respond the command 			<p>The students know the meaning of the sentence through moving their bodies</p> <p>The teacher use "Simon Says" games</p>

<p style="text-align: center;">C. The Teaching - Learning Process</p> <ol style="list-style-type: none"> 1. Teacher selectively prepares the topic 2. Teacher give the explanation about the topic by acting it directly 3. Teacher dominates the class to give model of action sentence 4. Teacher motivates the students to move their body 5. Teacher give command to the students to move their body 6. Teacher observers the students' respond to the instruction given 7. Teacher give reward to the students who able to respond the teachers' instruction correctly and quickly 8. Teacher help the students to move their body freely in responding the command 9. The teacher writes the list of action sentences on whiteboard 			<p>The teacher as a model and the students as imitators</p> <p>The students also practice it in group. She gave three picture of person and they should write down her or his physical appearances descriptively.</p> <p>The teacher use LCD as her media in teaching process</p>
---	--	--	---

The 3rd observation

Day & Date : Wednesday, 5th of December 2018

Indicators	Yes	No	Field-Notes
<p>A. The Materials</p> <ol style="list-style-type: none"> 1. The topic is understandable 2. The topic can lead students to understand easily about English vocabulary 3. The topic is in line with students' level 4. The materials can be practiced in daily life 5. The material is useful. It trains the students to respond some instruction 			<p>The Topic : Activities in the classroom</p> <p>The Words: Standing, Sitting, Jumping</p>
<p>B. TPR Method</p> <ol style="list-style-type: none"> 1. The TPR method is understandable 2. The students give good responses toward the use of TPR method in teaching English vocabulary 			<p>The students know the meaning of the sentence through moving their bodies</p>

<p>3. The TPR method helps students understand about English vocabulary more easily</p> <p>4. The TPR method makes the students actively participate in the class</p> <p>5. The TPR method gives chance to the students to do actions</p> <p>6. The TPR method demands to the students to act out</p> <p>7. The TPR method gives chance to the students to respond the command</p>			<p>The students also practice in group</p>
<p>C. The Teaching - Learning Process</p> <p>1. Teacher selectively prepares the topic</p> <p>2. Teacher give the explanation about the topic by acting it directly</p> <p>3. Teacher dominates the class to give model of action sentence</p> <p>4. Teacher motivates the students to move their body</p> <p>5. Teacher give command to the students to move their body</p> <p>6. Teacher observers the students' respond to the instruction given</p> <p>7. Teacher give reward to the students who able to respond the teachers' instruction correctly and quickly</p> <p>8. Teacher help the students to move their body freely in responding the command</p> <p>9. The teacher writes the list of action sentences on whiteboard</p>			<p>The teacher as a model and the students as imitators</p> <ul style="list-style-type: none"> - I am standing on the floor - I am sitting on the chair - I am jumping so high now <p>The teacher use LCD as her media in teaching process</p>

INTERVIEW RESULT

Day and Date : Monday, 3rd December 2018

1. Why did you use TPR method to teach English vocabulary?

I used TPR method in teaching English vocabulary because I believe in statement that learning language can be more effective when it is fun. In TPR method, meaning in the target language can often be conveyed through actions. Students can learn through observing actions as well as by performing the actions themselves. I believe that feelings of success and low anxiety can facilitate learning. In my opinion, I think it is the best way to teach English vocabulary using TPR than the older method deductive method because in using TPR method, they can more understood when they learn by doing actions.

2. Do you think TPR method will be useful in the teaching English vocabulary?

Yes, of course. In my opinion TPR method can make the process of language learning be so fun, because the students feel successful and reduce the stress. With using TPR method, students can easily understand the meaning of the sentences through moving their bodies. Therefore, it can be concluded that the TPR method will be useful in teaching English vocabulary because they can directly application or implement the sentences through actions.

3. How do use TPR as a method to teach English vocabulary?

The first step, I make preparation. I prepare some verbs that can be act. Then, I introduce example (jumping, sitting, standing) and pronounce the words without telling their meaning. The second step, I set up the classroom situation. Next, I ask some students to be volunteers. Then, I speak up the sentence taught and act it out. The following step, I ask the volunteers to imitate me. Then I repeated doing the action for several times. The last step, I write the list of vocabulary on the whiteboard and act it out, and the students copy it to their notebook.

4. How are the students' responses of using Total Physical Response method in teaching vocabulary?

The students give good responses toward the use of TPR in teaching English vocabulary in teaching and learning process. This can be seen from their active participation and enthusiasm in the class.

INTERVIEW RESULT

Day and Date : Monday, 3rd of December 2018

Student 1 (Salsabila Khalisa Idris)

In first section, the researcher asks about the student's name and also her hobby

Researcher : hello, what is your name?

Salsabila : hi, my name is Salsabila Khalisa Idris

Researcher : what is your hobby?

Salsabila : my hobby is listening music.

Researcher : oh, it's nice hobby.

Salsabila : thank you.

Researcher : salsa, what is your favorite subject?

Salsabila : I like Science and English.

Researcher : so, do you like English subject, right?

Salsabila : yes.

Researcher : why you don't like mathematic subject?

Salsabila : because it is difficult miss.

Researcher : so, why did you like English subject?

Salsabila : because English is easy.

Researcher : is your English teacher teaching by using interesting way? For example , she is teaching about describing body, then she explained by using gesture atau menjelaskan dengan gerakan-gerakan.

Salsabila : ohh, iya miss.

Researcher : for example, am I having straight hair or curly hair? Then, she describe how the shape of straight hair or curly hair. Misalnya, bu guru Tanya, am I having straight hair or curly hair? apakah pakai mempraktekan bagaimana bentuk rambut lurus dan keriting?

Salsabila : ya miss, seperti itu.

Researcher : oh, I see. So, your teacher is using gesture in teaching English?

Jadi benar ya bu guru menggunakan gerakan-gerakan dalam mengajar Bahasa Inggris.

Salsabila : ya miss saya jadi senang belajar Bahasa Inggris

Researcher : are you interesting or happy if your teacher teaches by using gesture?, apakah kamu senang kalau gurumu menjelaskan Bahasa Inggris dengan menggunakan gerakan-gerakan?

Salsabila : yes miss, saya senang, karena dengan cara itu saya bisa paham dan aktif di setiap pelajaran bahasa Inggris, karena gak membosankan dan gak membuat saya mengantuk.


Researcher : okay, how about your friends? Apakah mereka juga menyukai cara itu?

Salsabila : yes, of course. My friends are happy. Karena itu miss, soalnya kita semua bisa bersemangat. Dan biasanya kita saling bersaing untuk menjawab pertanyaan dari bu guru.

Researcher : so, by using this way makes you understand in learning English, right? Apakah dengan cara itu kamu semakin paham dengan pelajaran bahasa Inggris?

Salsabila : yes miss, saya paham, karena kalau saya tidak tahu artinya, gurunya bisa mendeskripsikan artinya dengan gerakan-gerakan, makanya saya jadi tahu artinya.

Researcher : okay, thank you Salsabila for your time.



INTERVIEW RESULT

Day and Date : Monday, 3rd of December 2018

Student 2 (Amira Syahirah Anam)

In first section, the researcher asks about the student's name also her hobby.

Researcher : hello, what is your name?

Amira : hi, my name is Amira Syahirah Anam.

Researcher : what is your nickname?

Amira : my nickname is Amira.

Researcher : what is your hobby?

Amira : my hobby is singing

Researcher : oh, it's interesting hobby.

Amira : yes, of course

Researcher : Amira, what is your favorite subject?

Amira : emm, I like Mathematic, English.

Researcher : why you don't like Science or PKN?

Amira : because it is difficult. Karena sering menghafal-menghafal jadi saya gak suka.

Researcher : so, why did you like English subject?

Amira : because, it is fun and I can enjoy.

Researcher : is your English teacher teaching by using interesting way? For example, she is teaching about describing body, then she explained by using gesture atau menjelaskan dengan menggunakan gerakan-gerakan

Amira : yes, of course.

Researcher : for example, am I having pointed nose or flat nose? Then, she described how the shape of pointed nose or flat nose. Misalnya, guru kamu Tanya, am I having pointed nose or flat nose? Apakah pakai mempraktekan bagaimana ukuran hidung yang pesek dan mancung?

Amira : ya miss, pakai mempraktekan seperti itu.

Researcher : ohh, I see. So, your teacher is using gesture in teaching English? Jadi benar yah, guru kamu menggunakan gerakan-gerakan dalam mengajar bahasa Inggris?

Amira : ya benar miss, pakai menggunakan gerakan-gerakan.

Researcher : are you interesting or happy if your teacher teaches by using gesture? Apakah kamu senang kalau gurumu menjelaskan Bahasa Inggris menggunakan gerakan-gerakan?

Amira : yes miss, saya senang, karena saya bisa memahami pelajaran Bahasa Inggris, jadi saya bisa memahami artinya. Terus juga menyenangkan dan membuat saya bersemangat.

Researcher : okay, how about your friends?

Amira : yes miss. Teman-teman juga banyak yang suka. Karena bu guru kalau mengajar menyenangkan, trus bisa dapat nilai tambahan kalau bisa menjawab pertanyaan-pertanyaan yang dikasi.

Researcher : so, by using this way makes you unbderstand in learning English, right? Apakah dengan cara itu kamu semakin paham dengan pelajaran Bahasa Inggris.

Amira : yes, of course miss, saya paham sekali, karena membuat saya bersemangat. Terus bu guru juga kan biasanya gak langsung mengartikan bahasa inggrisnya, tapi diartikan dengan gerakan makanya saya suka. Karena kita bisa menebak dan bikin gak ngantuk.

Researcher : ohh, I see. Okay, thank you Amira for your time.

INTERVIEW RESULT

Day and Date : Tuesday, 8th of January 2019

Student 3 (Aina Calista Hadyan Pratiwi)

In first section, the researcher asks about the student's name also her hobby.

Researcher : hello, what is your name?

Aina : hi, my name is Aina Calista Hadyan Pratiwi

Researcher : what is your nickname?

Aina : my nickname is Aina

Researcher : what is your hobby?

Aina : my hobby is reading book

Researcher : oh, it's interesting hobby.

Aina : iyaa miss

Researcher : Aina, what is your favorite subject?

Aina : emm, I like Bahasa Indonesia and English.

Researcher : why you don't like Science or PKN?

Aina : because it is difficult.

Researcher : so, why did you like English subject?

Aina : because, it is fun

Researcher : is your English teacher teaching by using interesting way? For example, she is teaching about describing body, then she explained by using gesture atau menjelaskan dengan menggunakan gerakan-gerakan

Aina : iyaa

Researcher : for example, am I having ? Then, she described how the shape of pointed nose or flat nose. Misalnya, guru kamu Tanya, am I having pointed nose or flat nose? Apakah pakai mempraktekan bagaimana ukuran hidung yang pesek dan mancung?

Aina : ya miss, mempraktekan seperti itu.

Researcher : So, your teacher is using gesture in teaching English? Jadi benar yah, guru kamu menggunakan gerakan-gerakan dalam mengajar bahasa Inggris?

Aina : ya benar miss, pakai menggunakan gerakan-gerakan.

Researcher : are you interesting or happy if your teacher teaches by using gesture? Apakah kamu senang kalau gurumu menjelaskan Bahasa Inggris menggunakan gerakan-gerakan?

Aina : yes miss, saya senang, karena saya bisa memahami pelajaran Bahasa Inggris, jadi saya bisa memahami artinya. Terus juga menyenangkan.

Researcher : okay, how about your friends?

Aina : yes miss. Teman-teman juga banyak yang suka. Karena bu guru kalau mengajar menyenangkan, trus bisa dapat nilai tambahan kalau bisa menjawab pertanyaan-pertanyaan yang dikasi.

Researcher : so, by using this way makes you understand in learning English, right? Apakah dengan cara itu kamu semakin paham dengan pelajaran Bahasa Inggris.

Amira : yes, of course miss, saya paham sekali, karena membuat saya bersemangat. Terus bu guru juga kan mengartikan dengan gerakan jadi saya suka. Karena kita bisa menebak dan bikin gak ngantuk.

Researcher : ohh, I see. Okay, thank you Aina for your time.

Aina : ya miss you are welcome.

INTERVIEW RESULT

Day and Date : Tuesday, 8th of January 2019

Student 4 (Jasmine Salsabila Fadhilah)

In first section, the researcher asks about the student's name and also her hobby

Researcher : hello, what is your name?

Jasmine : hi, my name is Jasmine Salsabila Fadhilah

Researcher : what is your hobby?

Jasmine : my hobby is cooking

Researcher : oh, it's nice hobby.

Jasmine : thank you miss

Researcher : what is your favorite subject?

Jasmine : I like Sport and English.

Researcher : so, do you like English subject, right?

Jasmine : yes miss

Researcher : why you don't like mathematic subject?

Jasmine : because it is difficult miss. Karena saya tidak suka ngitung-ngitung miss.

Researcher : so, why did you like English subject?

Jasmine : because English menyenangkan.

Researcher : is your English teacher teaching by using interesting way? For example , she is teaching about describing body, then she explained by using gesture atau menjelaskan dengan gerakan-gerakan.

Jasmine : ohh, iya miss.

Researcher : for example, am I having straight hair or curly hair? Then, she describe how the shape of straight hair or curly hair. Misalnya, bu guru Tanya, am I having straight hair or curly hair? apakah pakai mempraktekan bagaimana bentuk rambut lurus dan keriting?

Jasmine : ya miss, seperti itu.

Researcher : oh, I see. So, your teacher is using gesture in teaching English?

Jadi benar ya bu guru menggunakan gerakan-gerakan dalam mengajar Bahasa Inggris.

Jasmine : ya miss saya jadi senang belajar Bahasa Inggris

Researcher : are you interesting or happy if your teacher teaches by using gesture?, apakah kamu senang kalau gurumu menjelaskan Bahasa Inggris dengan menggunakan gerakan-gerakan?

Jasmine : yes miss, saya senang, karena dengan cara itu saya bisa paham dan aktif di setiap pelajaran bahasa Inggris, karena gak membosankan dan gak membuat saya mengantuk.


Researcher : okay, how about your friends? Apakah mereka juga menyukai cara itu?

Jasmine : yes. My friends like that. Soalnya kita semua bisa mengerti artinya. Biasanya kita saling bersaing untuk menjawab pertanyaan dari bu guru.

Researcher : so, by using this way makes you understand in learning English, right? Apakah dengan cara itu kamu semakin paham dengan pelajaran bahasa Inggris?

Jasmine : yes miss, saya paham, karena kalau saya tidak tahu artinya, gurunya bisa mendeskripsikan artinya dengan gerakan-gerakan, makanya saya jadi tahu artinya.

Researcher : okay, thank you Jasmine for your time.



INTERVIEW RESULT

Day and Date : Tuesday, 8th of January 2019

Student 5 (Haniyah Wardani)

In first section, the researcher asks about the student's name and also her hobby

Researcher : hello, what is your name?

Haniyah : hello, my name is Haniyah Wardani

Researcher : what is your hobby?

Haniyah : my hobby is shopping

Researcher : oh, it's nice hobby. Kemana biasanya kalau shopping?

Haniyah : biasanya ikut mama ke hypermat miss

Researcher : wahh menyenangkan sekali. Kalau pelajaran favorite kamu apa?

Haniyah : I like Mathematic

Researcher : so, do you like English subject?

Haniyah : yes miss saya juga suka Bahasa Inggris

Researcher : why you don't like sport?

Haniyah : karena capek miss lari dilapangan

Researcher : so, why did you like English subject?

Haniyah : soalnya bahasa Inggris menyenangkan.

Researcher : is your English teacher teaching by using interesting way? For example , she is teaching about describing body, then she explained by using gesture atau menjelaskan dengan gerakan-gerakan.

Haniyah : Iya miss.

Researcher : for example, am I having straight hair or curly hair? Then, she describe how the shape of straight hair or curly hair. Misalnya, bu guru Tanya, am I having straight hair or curly hair? apakah pakai mempraktekan bagaimana bentuk rambut lurus dan keriting?

Haniyah : ya miss, seperti itu.

Researcher : oh, I see. So, your teacher is using gesture in teaching English?

Jadi benar ya bu guru menggunakan gerakan-gerakan dalam mengajar Bahasa Inggris.

Haniyah : ya miss jadinya rame kelasnya dan menyenangkan

Researcher : are you interesting or happy if your teacher teaches by using gesture?, apakah kamu senang kalau gurumu menjelaskan Bahasa Inggris dengan menggunakan gerakan-gerakan?

Haniyah : yes miss, saya senang, karena dengan cara itu saya bisa paham pelajaran bahasa Inggris, karena gak bosan jadinya.

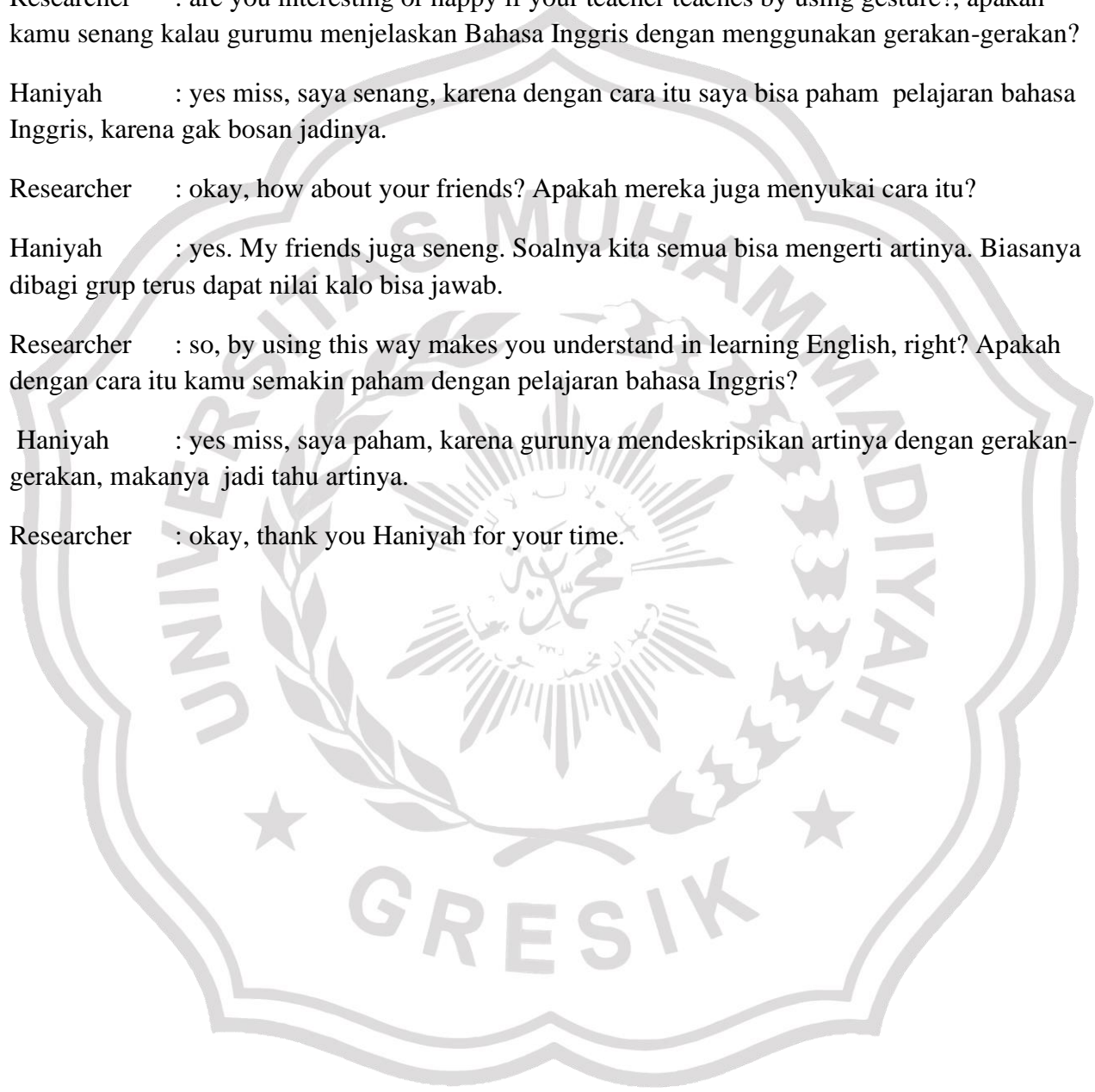
Researcher : okay, how about your friends? Apakah mereka juga menyukai cara itu?

Haniyah : yes. My friends juga senang. Soalnya kita semua bisa mengerti artinya. Biasanya dibagi grup terus dapat nilai kalo bisa jawab.

Researcher : so, by using this way makes you understand in learning English, right? Apakah dengan cara itu kamu semakin paham dengan pelajaran bahasa Inggris?

Haniyah : yes miss, saya paham, karena gurunya mendeskripsikan artinya dengan gerakan-gerakan, makanya jadi tahu artinya.

Researcher : okay, thank you Haniyah for your time.



INTERVIEW RESULT

Day and Date : Tuesday, 8th of January 2019

Student 6 (Raidah Nisrina Kafidani)

In first section, the researcher asks about the student's name and also her hobby

Researcher : hello, what is your name?

Raidah : hello, my name is Raidah Nisrina Kafidani

Researcher : what is your hobby?

Raidah : my hobby is playing badminton

Researcher : oh, it's nice hobby. Bisa bikin tubuh sehat ya

Raidah : Iya miss

Researcher : wahh menyenangkan sekali. Kalau pelajaran favorite kamu apa?

Raidah : I like English

Researcher : so, do you like English subject?

Raidah : yes miss

Researcher : why you don't like science?

Raidah : karena banyak membaca miss

Researcher : so, why did you like English subject?

Raidah : soalnya bahasa Inggris menyenangkan.

Researcher : is your English teacher teaching by using interesting way? For example , she is teaching about describing body, then she explained by using gesture atau menjelaskan dengan gerakan-gerakan.

Raidah : Iya miss biasanya kayak gitu pakai gerakan-gerakan.

Researcher : for example, am I having straight hair or curly hair? Then, she describe how the shape of straight hair or curly hair. Misalnya, bu guru Tanya, am I having straight hair or curly hair? apakah pakai mempraktekan bagaimana bentuk rambut lurus dan keriting?

Raidah : ya miss, seperti itu.

Researcher : oh, I see. So, your teacher is using gesture in teaching English?

Raidah : ya miss jadinya menyenangkan dan mudah dimengerti

Researcher : are you interesting or happy if your teacher teaches by using gesture?, apakah kamu senang kalau gurumu menjelaskan Bahasa Inggris dengan menggunakan gerakan-gerakan?

Raidah : yes miss, saya senang.

Researcher : okay, how about your friends? Apakah mereka juga menyukai cara itu?

Raidah : yes miss teman-teman juga seneng.

Researcher : so, by using this way makes you understand in learning English, right? Apakah dengan cara itu kamu semakin paham dengan pelajaran bahasa Inggris?

Raidah : ya miss, saya paham kok karena sambil bermain dan belajar.

Researcher : okay, thank you Raidah for your time.

