

REPUBLIC INDONESIA
KEMENTERIAN HUKUM DAN HAK ASASI MANUSIA

SURAT PENCATATAN
CIPTAAN

Dalam rangka perlindungan ciptaan di bidang ilmu pengetahuan, seni dan sastra berdasarkan Undang-Undang Nomor 28 Tahun 2014 tentang Hak Cipta, dengan ini menerangkan:

Nomor dan tanggal permohonan : EC00201940256, 15 Mei 2019

Pencipta

Nama : **Sholikhul Fajar Fakhri, S.Pd., Dr. Slamet Asari, M.Pd., , dkk**
Alamat : Paras RT 2 RW 1 Desa Sirnoboyo Kec. Benjeng, Gresik, Jawa Timur, 61172
Kewarganegaraan : Indonesia

Pemegang Hak Cipta

Nama : **UNIVERSITAS MUHAMMADIYAH GRESIK**
Alamat : Jl. Sumatera No. 101, Kec. Kebomas , Gresik, Jawa Timur, 61121
Kewarganegaraan : Indonesia
Jenis Ciptaan : **e-Book**
Judul Ciptaan : **Digital Comic Book For 7th Grader**
Tanggal dan tempat diumumkan untuk pertama kali di wilayah Indonesia atau di luar wilayah Indonesia : 15 Mei 2019, di Gresik
Jangka waktu perlindungan : Berlaku selama 50 (lima puluh) tahun sejak Ciptaan tersebut pertama kali dilakukan Pengumuman.
Nomor pencatatan : 000142169

adalah benar berdasarkan keterangan yang diberikan oleh Pemohon.
Surat Pencatatan Hak Cipta atau produk Hak terkait ini sesuai dengan Pasal 72 Undang-Undang Nomor 28 Tahun 2014 tentang Hak Cipta.



a.n. MENTERI HUKUM DAN HAK ASASI MANUSIA
DIREKTUR JENDERAL KEKAYAAN INTELEKTUAL

Dr. Freddy Harris, S.H., LL.M., ACCS.
NIP. 196611181994031001

LAMPIRAN PENCIPTA

No	Nama	Alamat
1	Sholikhul Fajar Fakhri, S.Pd.	Paras RT 2 RW 1 Desa Sirnoboyo Kec. Benjeng
2	Dr. Slamet Asari, M.Pd.	Perum Graha Indah Blok D/74 RT 002 RW 009 Tambakrigadung, Kec. Tikung
3	Candra Hadi Asmara, M.Pd.	Jl. Belimbing No 1 RT 2 RW 3 Desa Karangsari, Kec. Sukorejo



Digital Comic Book



FOR 7TH GRADER

Sholikhul Fajar Fakhri
Slamet Asari
Candra Hadi Asmara



UNIT 1

**GOOD MORNING
HOW ARE YOU?**




Hello. In this unit,
you will learn how
to:

- Greet
- Take a Leave
- Say Thank You
- Say Sorry



TABLE OF CONTENTS



TABLE OF CONTENTS	1
GREETING AND LEAVE TAKING	2
Building Up	2
Observing and Questioning	5
Looking for Information	12
Associating	22
Creating	29
Reinforcement	30
THANKING AND APOLOGIZING	32
Building Up	33
Observing and Questioning	38
Looking for Information	42
Associating	53
Creating	59
Reinforcement	60
REFERENCES.....	61


GREETING & LEAVE TAKING




BUILDING UP








OBSERVING AND QUESTIONING




Alright friends. I'm on the way to go to school and my mom is going to go to traditional market. It's still 6 a.m. I still have several minutes to discuss about conversation between me, my mom and my dad.




In the conversation, I greeted my mom by saying "**good morning**" and she replied me by saying "**good morning**" to respond my greeting.

Then I asked her, "**how are you?**" it's because I wanted to know about her health and her feeling. Then she said "**I am fine.**" It means she felt okay. I was glad to hear it.




We have learnt some greetings expressions from the conversation between me, my mom and my dad. So, can you conclude what greeting is?




Greeting is an action of giving a sign of welcome or recognition. Use greeting when we meet someone such as our teachers, friends, and parents in the morning, in the afternoon, and in the evening.

Source of text: <https://en.wikipedia.org/wiki/Greeting>



In the morning, use "**good morning**" to express good wishes during morning. But, what should we say to greet someone in the afternoon, in the evening or in the night before we go to sleep?



Say **"good morning"** to express good wishes during morning. Use **"good morning"** between 12 a.m. until 12 p.m. Say **"good morning"** to respond it.



Say **"good afternoon"** to express good wishes during afternoon. Use **"good afternoon"** between 12 p.m. until 6 p.m. Say **"good afternoon"** to respond it.



Say **"good evening"** to express good wishes during evening. Use **"good evening"** start from 6 p.m. up to 12.00 a.m. Say **"good evening"** to respond it.



Good night.

Say **"good night"** before going to bed in the night. Say **"good night"** to respond it.



Beside greeting someone by expressing good wishes in particular time using **"good morning"**, **"good afternoon"**, **"good evening"** and **"good night"**, other greeting expressions we can use to greet someone are **"hello"** and **"hi"**.

"Hello" and **"hi"** are commonly used:

1. When meet someone,
2. When answer the phone call, or start a phone call.
3. To get someone attention.

"Hello" and **"Hi"** are not depending on time. **"Hello"** is politer than **"hi"**.

Source of text: <http://www.differencebetween.net/language/words-language/difference-between-hi-and-hello/>



Hello Budi.

Hello Mr. Oliver.

Use **"hello"** to someone who you do not know well or whose rank or status is higher than yours.



Hi guys.

Hi Budi.

Hi Budi.


Use **"hi"** to someone who you know well or whose rank or status is the same or lower than yours.



This is a table of greeting expressions. Play the audio, listen to it and repeat after it.

Setting	Greeting expressions	The Usage	Responses
Formal	Good morning.	Used to express good wishes during morning, (12 a.m.-12 p.m.).	Good morning.
	Good afternoon.	Used to express good wishes during afternoon, (12 p.m.-6 p.m.).	Good afternoon.
	Good evening.	Used to express good wishes during evening, (6 p.m.-12 a.m.).	Good evening.
	Good night.	Used to express good wishes in the evening when someone is leaving or going to sleep.	Good night.
	How do you do?	Used when one is first introduced to someone.	How do you do.
	It's nice to meet you.	Used when one being introduced to someone.	It's nice to meet you too.
	Pleased to meet you.	Used when one being introduced to someone.	Pleased to meet you too.
Informal	Hello.	Used as a greeting someone who you do not know well or whose rank or status is higher than yours or to begin a telephone conversation.	Hello.
	Hi.	Used as a friendly greeting or to attract attention.	Hi.
	How are you?	Used for asking someone about their health, but it is usually just a friendly greeting.	I am fine.
	How are you doing?	Used for asking someone about their progress or their general situation.	Good.

Audio
2



Greeting is divided into two categories; they are formal and informal greetings. It is important to know which expressions are appropriate to the situation and to the person you are speaking with. Use *formal greeting* in a professional setting with people who you might not know or respect. Use *informal setting* in a setting where you know the person you are talking to. Informal settings could include day-to-day interactions, street dialogue, etc.

Please notice that it's also important to understand about 12-hour clock format including a.m. and p.m. What do these abbreviations mean?
P.M. (Post meridian) = 12.00 up to 24.00, meaning after midday.
A.M. (Ante meridian) = 24.00 up to 12.00, meaning before midday.
Remember that greeting expressions should be used in the appropriate times & situations.




Now, it's still 06.50 in the morning. So, I have to wait until the bell rings. I think while waiting, we can discuss about 'leave taking'. Do you know what it is? Do you still remember what I said when I parted with my parents?



In the conversation between my dad and me. I said, "**see you later**". It is one of leave taking expressions. Leave taking is an act of parting or at the end of a conversation.



Use "**see you later**" when you are parting with someone you know well. You also can say "**bye-bye**", "**bye**", "**see you**", etc.



Have you ever heard someone said "**good bye**"? "**Good bye**" is also another leave taking expression. It is used to express good wishes when parting or at the end of a conversation. Say "**good bye**" to someone you don't know well or whose higher rank than yours.



These are examples of leave taking expressions. Look at the table below. Read carefully, listen to the audio and repeat after it.

Setting	Leave Taking	Responses
Formal	Good bye.	Good bye.
	I look forward to seeing you again soon, good bye.	Good bye.
	Good night.	Good night.
Informal	Bye-bye.	Bye-bye.
	Bye.	Bye.
	See you.	See you.
	See you later.	See you, see you later.
	See you soon.	See you, see you soon.
	See you tomorrow.	See you, see you tomorrow.



Audio
3

In the table, we can see some examples of leave taking expressions we can use when parting at the end of a conversation. In formal situation, use **“good bye”**. In informal situation, use **“bye”, “bye-bye”** or **“see you later”**.

Now, these are what you need to do. First, listen to the audio of leave taking expressions and repeat after it. You can also read them in the table.

Do you meet any difficulty in pronouncing greeting and leave taking expressions? Write down the expressions on paper that you think they are difficult to spell and to pronounce. Then ask your teacher to give examples how to spell and to pronounce them.

After your teacher gives examples how to pronounce and to spell them, do a drill and say the words loudly, clearly, and correctly.



Before we learn more about greeting and leave taking expressions. I have some questions for you.

Answer these questions by discussing them with your classmates in the online group chat.

1. When do you use good morning?
2. When do you use good-bye?
3. What is the difference between a.m. and p.m.?



If you still don't understand my explanation about greeting and leave taking expressions, write down the things that make you confuse and make questions you want to know more about the greeting and leave taking expressions.

Task 1

Write down what make you confuse and make questions you want to know more about the topic!



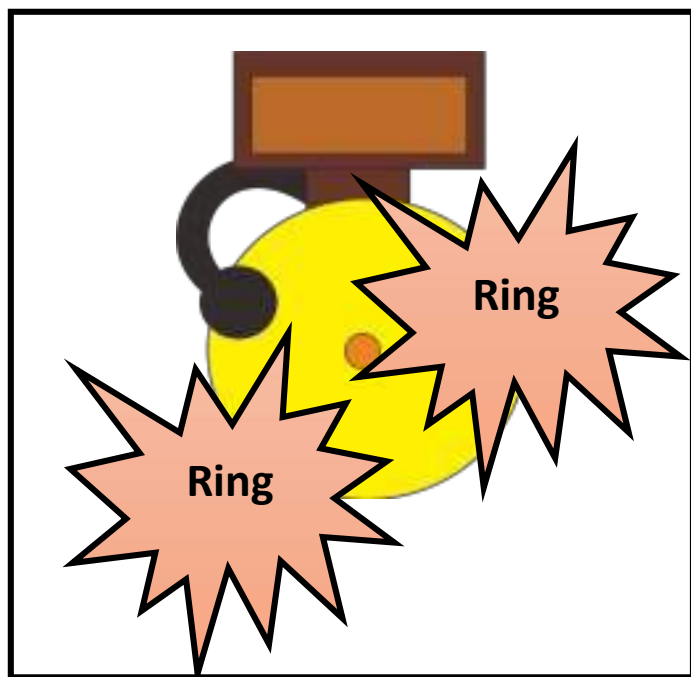
I still do not understand about:

- _____
- _____
- _____
- _____

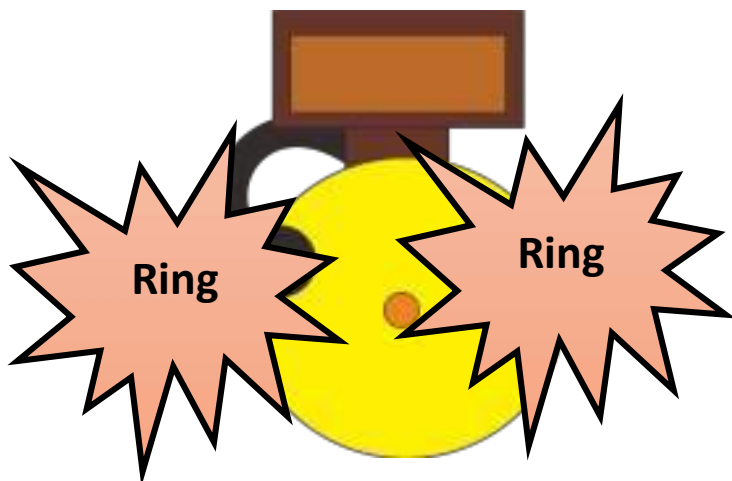
I want to know more about:

- _____
- _____
- _____
- _____

LOOKING FOR INFORMATION



Six hours later...



All classes
have done.
The bell has
rung. It's
01:00 p.m.
now. It's
time to go
home.







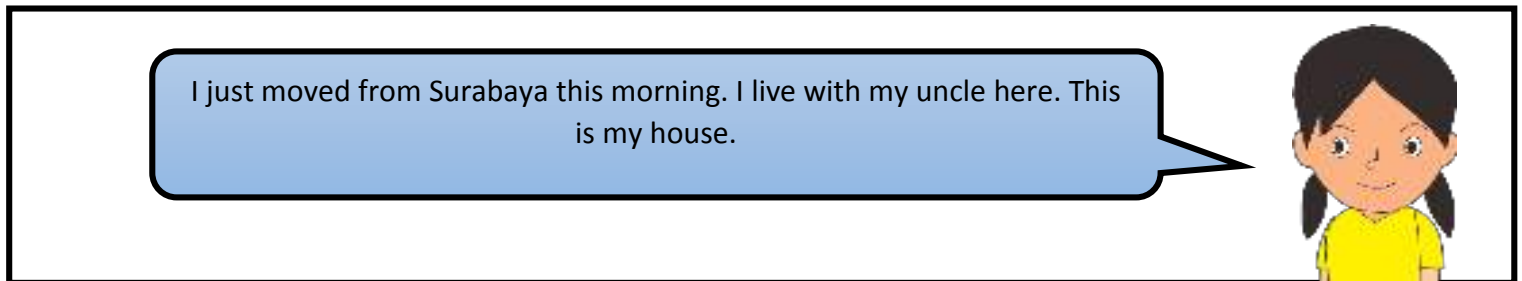
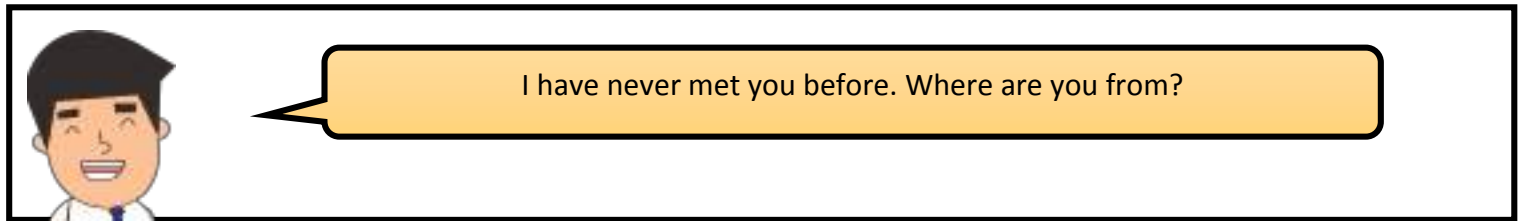


On the way home (01:00 p.m.)





Good
afternoon.

Good
afternoon.



Audio
5







Hi friends. Do you still remember about Tina? What did she say to respond my greeting? She said **“good afternoon”**. It was 1:00 p.m. Use **“good afternoon”** after midday.

Budi are you there? Come here, please. You need to eat lunch.



Alright mom.



I'm going to eat lunch first because I'm starving right now. I will be back later.


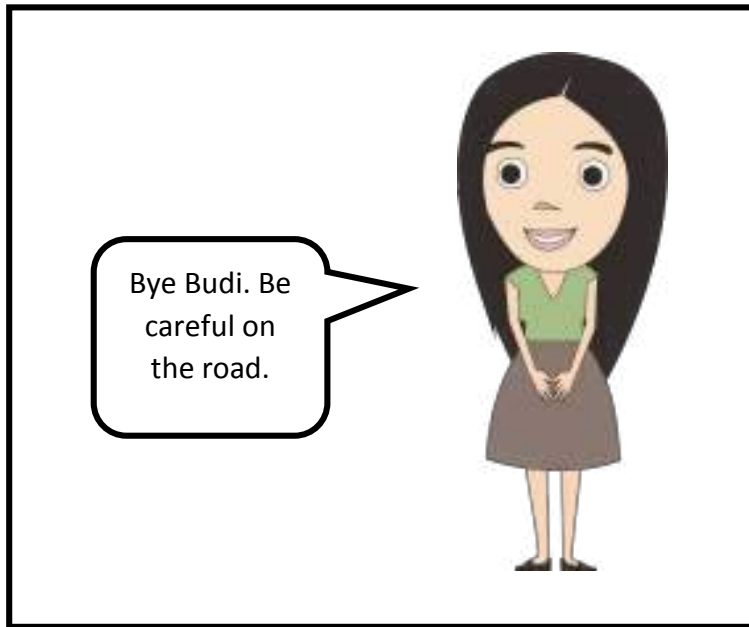
Five hours later, the sun is going down...



Good evening friends. How are you doing? Good? Now I'm preparing to have a dinner with my uncle at his house.

Bye mom, I'm going to go to my uncle's house to have a dinner with him.






I'm fine,
thank you.
And you?



I'm pretty
good, thanks.
It's good to
see you here.



It's nice to
see you
too, Mr.
Oliver. May
I know
where you
are going,
Mr. Oliver?



I am going
to go to
public
library.
What
about you?
Where are
you going?





I'm going to go
to my uncle's
house to have
dinner with him.






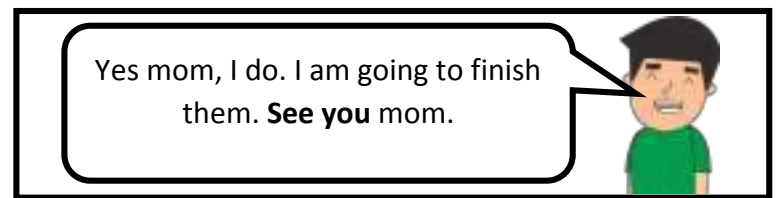
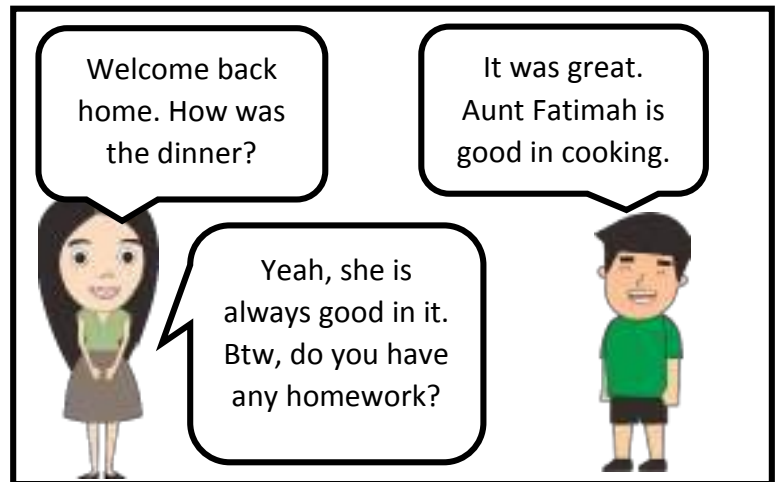
Alright then,
see you
again
tomorrow.












ASSOCIATING





Before we start it, let me show you a table of greeting and leave taking expressions to remind you about what we have learnt today.

Listen to the audio of greeting and leave taking expressions again carefully.



Setting	Greetings	Responses
Informal	Hi. Hello. How are you? How are things going? Nice to meet you.	Hi. Hello. Great/good/pretty good. Great/good/pretty good. Nice to meet you, too.
	Good morning. Good afternoon. Good evening. How do you do? Pleased to meet you.	Good morning. Good afternoon. Good evening. How do you do? Pleased to meet you, too.

Setting	Leave Taking	Responses
Informal	See you. See you Later. Bye.	See you. See you later. Bye.
Formal	Good bye. Good night.	Good bye. Good night.

Good morning is used since 12.00 a.m. – 12.00 p.m. (before midday).
Good day/noon at about 12.00 p.m.
Good afternoon since 12.00 p.m. up to 06.00 p.m. (after midday).
Good evening since 06.00 p.m. up to 12.00 a.m. (00.00).
Good night is used before going to bed.

Source of text: Scaffolding English for Junior High School Students. Joko Priyana, Riandi and Anita P Mumpuni.



I think now you are ready to help me to finish my homework. Let's listen to the audio carefully and complete the following dialogues.



Task 2

Listen to the tape carefully and complete the following dialogues!

A. Listen to the tape carefully and complete the following dialogues.

1. Student A : Hi.
Student B : _____
2. Student A : how are you?
Student B : _____
3. Student A : It's nice to see you.
Student B : _____
4. Student A : See you later.
Student B : _____

B. Listen to the tape carefully and complete the following dialogues.

1. New teacher : _____
Headmaster : Good morning.
2. New teacher : _____
Headmaster : how do you do?
3. New teacher : _____
Headmaster : I'm pleased to meet you, too.
4. New Teacher : _____
Headmaster : Good bye.

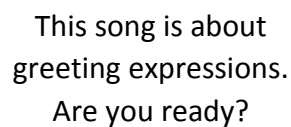
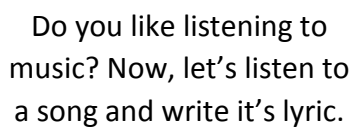
Audio
9



In the dialogue A, we notice that it's an *informal greeting*. What does student A say to greet student B? Student A says "**hi**". So, student B replies with "**hi**".



In dialogue B, we notice it's a *formal greeting* because they are in formal situation. It's between a new teacher and a Headmaster meet one another for the first time.



Listen to the song and write it's lyric!

Greeting Song

Audio 10

Source of song: <https://www.youtube.com/watch?v=gVIFEVLzP4o>

Listen to the audio and write the dialogue!

1

A: _____

B:

2

A:

B:

3

A: _____

B: _____

4


A:

B:

5

A: _____

B: _____

- a. What school do you go to?
 - b. I'm fine, how about yourself?
 - c. I've been good, I'm in school right now.
 - d. Thank you very much.
 - e. No problem. So how have you been?
 - f. Good luck with school.
 - g. I go to PCC.
 - h. Hi, how are you doing?
 - i. I'm pretty good, thanks for asking.
 - j. I've been great. What about you?
- 
- A purple oval with a black border containing the text "Audio 11" in white.

Audio 11

Source of dialogue: <https://www.eslfast.com/robot/topics/smalltalk/smalltalk01.htm>



Now, help me to match the greeting expressions in the left boxes with its usage in the right boxes by writing the correct numbers in the blank boxes provided.

Task 5

Match the greeting expressions in the left boxes with its usage in the right boxes by writing the correct numbers in the blank boxes provided.

1

Good morning.

2

Good afternoon.

3

Good evening.

4

Good night.

5

Good bye.

6

How are you?

7

It's nice to meet you.

8

How do you do?

9

See you later.

10

Hello.

Used to express good wishes in the evening when going to sleep.

Used as a greeting or to begin a telephone conversation.

1

Used to express good wishes during morning (12 a.m.-12 p.m.)

An expression said just after being introduced to someone.

Used to express good wishes during evening (6 p.m.-12 a.m.).

Used to express good wishes during afternoon (12 p.m.-6 p.m.).

Used when parting at the end of a conversation (Formal).

Used for asking someone about her/his health and feeling.

Used when parting at the end of a conversation (Informal).

Used when one is first introduced to someone (polite).













Dialogue 1

Raihan : Good morning, Luna. How are you?

Luna : Good morning. I'm fine, thanks, and you?

Raihan : Very well, thanks. Nice to meet you.

Luna : Nice to meet you, too. I haven't seen you for a long time. What you have been doing lately?

Raihan : Oh, nothing much really and how is everything with you?

Luna : Fine, thanks! I've been busy lately.

Raihan : What have you been doing?

Luna : I have been working the home industries. I'll export them next month.

Raihan : Really? Good luck to you.

Luna : Thanks. Well, I really have to go now. Glad to have met you. Good bye.

Raihan : Bye-bye!

Source of text:

<https://www.slideshare.net/nharianha/expression-of-greeting-and-leave-taking>

Dialogue 2

Mary : How is it going?

Jane : I'm doing well. How about you?

Mary : Never better, thanks.

Jane : So how have you been lately?

Mary : I've actually been pretty good. You?

Jane : I'm actually in school right now.

Mary : Which school do you attend?

Jane : I'm attending PCC right now.

Mary : Are you enjoying it there?

Jane : It's not bad. There are a lot of people there.

Mary : Good luck with that.

Jane : Thanks.

Source of text:

<https://www.eslfast.com/robot/topics/smalltalk/smalltalk01.htm>

Dialogue 3

Alex : Hello, is Eric Chang there?

Maid : May I ask who is calling?

Alex : Oh, this is Alex Chen, Eric's classmate. Can I speak with him?

Maid : I'm sorry. Eric just went out few minutes ago. Would you like to leave a message, or call back later?

Alex : Well, that's okay. I am just wondering if Eric is still going with us to the movies later. He should have come here 5 minutes ago.

Maid : Oh, I guess you will see him soon, because he told me he's running appointment.

Maid : Oh, thanks for telling me that.

Luna : You are welcome.

Maid : Bye.

Luna : Bye-bye.

Source of text:

<https://www.slideshare.net/nharianha/expression-of-greeting-and-leave-taking>

Questions

1. What does Raihan say when he greets Luna?
2. What does Luna say when she responds Raihan's greeting?
3. What does Raihan say to express that he is glad to see Luna?
4. Raihan has not been seen Tina for long Time. What does Raihan say when he wants to know about Luna's activities lately?
5. What does Luna say when she takes a leave?
6. What does Mary say when she greets Jane?
7. What does Jane say when she responds Mary's greeting?
8. Is the dialogue between Mary and Jane in the formal situation?
9. What does Alex Chang say for first time when his phone call is answered?
10. What is the difference between dialogue 2 and dialogue 3?



I have to make 5 dialogues about greeting and leave taking. Can you please help me? Let's try to make 5 dialogues based on these situations.

Task 8

Make 5 dialogues based on these situations. Perform and record them by using audio recorder and submit them to your teacher!

1. You meet your new classmate in the morning on your way to school.
2. You meet your teacher on your way to the English course in the afternoon
3. You meet your brother in the dining room in the evening.
4. You meet your friend in the park.
5. You are going to go bed and meet your parents.

Task 9

Make two dialogues about greeting and leave taking with people around you. Perform and record them by using audio recorder and submit them to your teacher!

Task 10

Make 5 written dialogues based on these situations and submit them to your teacher!

1. Sunday morning, you meet your classmate at public library.
2. At midday, you meet your neighbor on your way to a post office.
3. Saturday evening, you meet your brother while you hanging out with your friend.
4. You meet one of your friends at the cinema.
5. You are going to go bed and meet your grandfather.

Task 11

Greet 4 classmates by using a chat messenger. Greet each of them in the different time (morning, afternoon, evening, and the time before sleep) Screenshot the chat then submit them to your teacher.

All done! Thanks a lot for helping me to finish my homework. It's 10:00 p.m. now. I'm so tired and I need to take a rest. It's time to go bed.



REINFORCEMENT

Hi, mom.

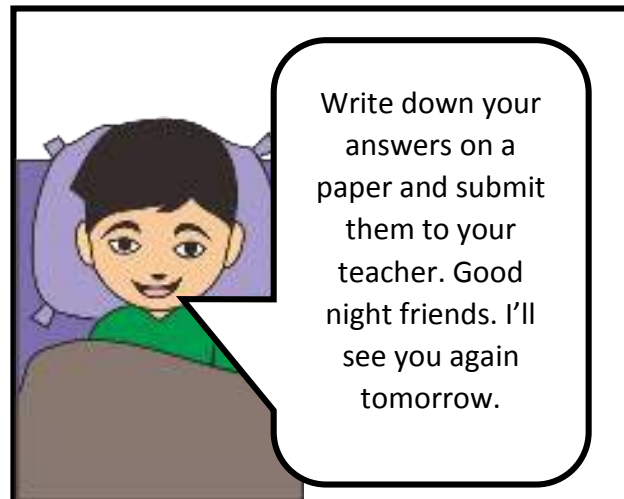
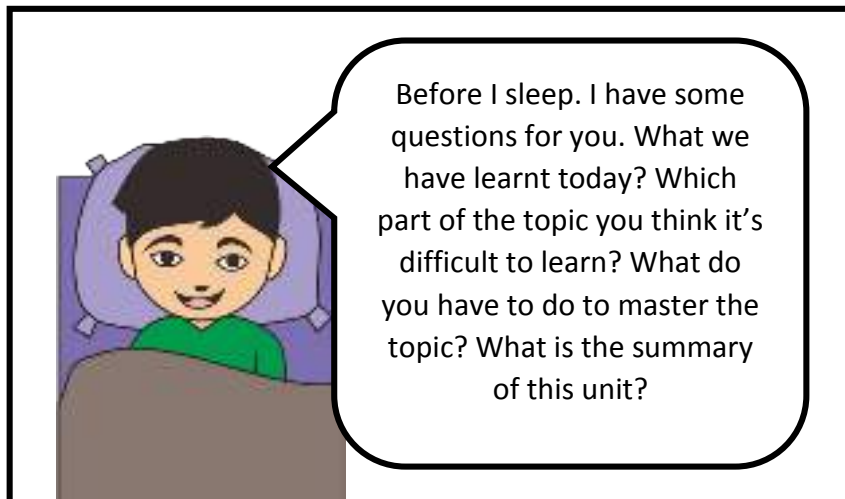
Hi Budi, why are you still awake?

Audio
12

I just finished doing my homework. Now I'm going to sleep. I am so sleepy.

Alright, **good night**. Sleep tight, Budi.

Good night, mom.



Task 12 Put a tick (✓) in the right box according to how much you have learnt the topic.

Aspects	Very Much	Much	Little
Greeting	<input type="checkbox"/>	<input type="checkbox"/>	<input type="checkbox"/>
Leave Taking	<input type="checkbox"/>	<input type="checkbox"/>	<input type="checkbox"/>

Task 13 Make a summary of greeting and leave taking you have learnt!

1. In this topic I have learnt about:

2. I don't understand about:

3. What do you have to do to master topic you do not understand?


4. The summary of this unit is:

THANKING & APOLOGIZING



Hi friends,
my
grandfather is
on the way
coming here.

His name is
Ibra Ahmad. I
call him
grandpa. He is
60 years old.
He lives in
Jakarta with
grandma. He
has sent a
short letter
last week. He
said he would
come to visit
me today.



Who is that? It
must be my
grandpa! Come in
please.





Good morning.

Audio
13

Good morning, grandpa.
How have you been?



I'm pretty good, thanks.
how about you? You are
grown up, Budi.



I'm great, thanks.
Now I'm 13 years
old. Last we met I
was still 10 years
old. It's nice to see
you again grandpa.



It's nice to see you too, Budi.
Where are your mom and your
dad?



They are in the
garden. Should
I call them?



Yes, please.


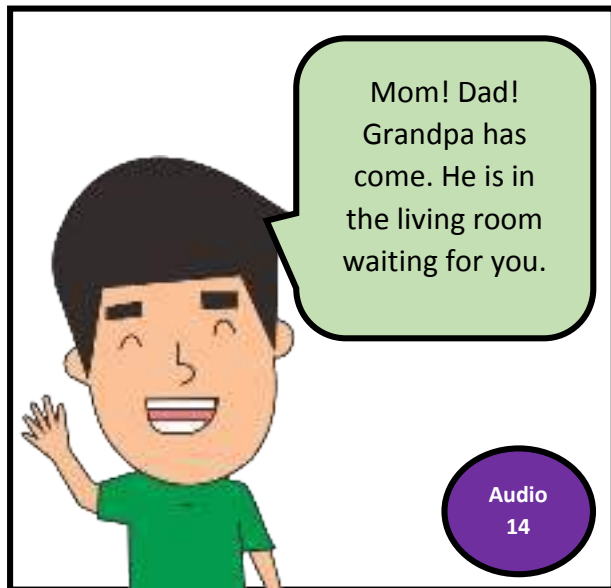


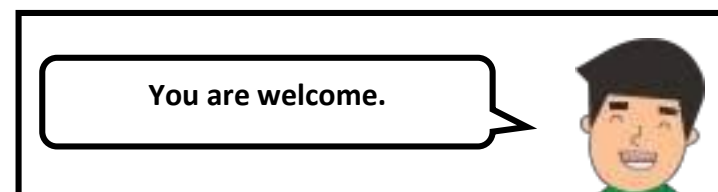
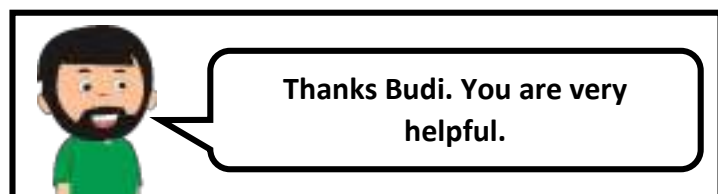
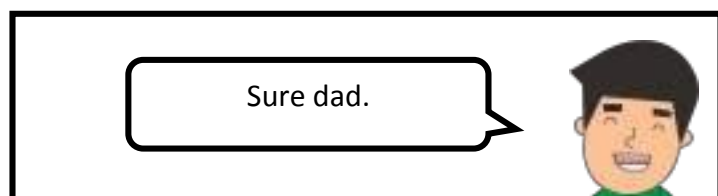
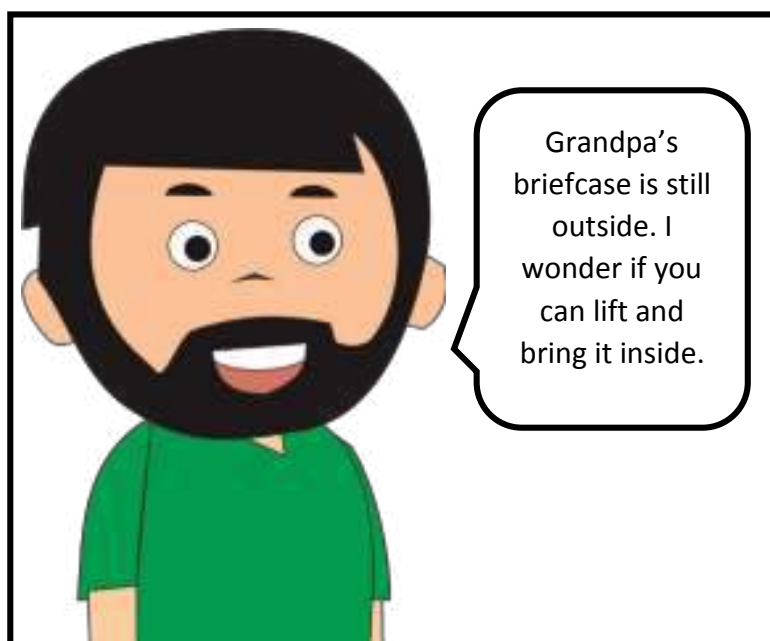

Okay. Please wait a
minute.






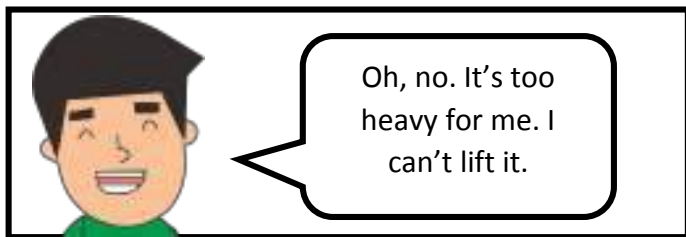


Sure. Thank you, Budi.









OBSERVING AND QUESTIONING

Hi friends. Did you notice that when my grandpa said **“thank you”** when I called my parents for him? And then mom asked me to water the plants because the plants were dying, she said **“thanks for your help”** because I helped her to continue to water the plants? Do you know why they said it?



It was because they felt grateful of a benefit, favor, or the like because I helped them. They appreciated by saying **“thank you”**.

Source of text: <https://www.dictionary.com/browse/thank>

From the conversation between me, my parents and my grandpa, we can conclude that thanking is to express gratitude, appreciation, or acknowledgment. It's an expression that we show or say to express grateful feeling to other people.

Source of text: <https://www.dictionary.com/browse/thank>

The common expressions to thank somebody are **“thanks”** and **“thank you”**. The emphatic ways of thanking are **“thank you very much”**, **“thank you so much”** and **“thanks a lot”**.



Source of text: <https://nurinuryani.wordpress.com/expressions/other-english-expressions/expressing-thanks/>

These are example of *thanking expressions* and *thanking responses*. Look at the table below. Listen to the audio carefully and repeat after it.



Thanking		Responses
Basic Phrases	Thanks. Thank you. Thank you for helping. Thank you very much. Thanks a lot. Many thanks. That's very kind of you. You are very helpful.	You're welcome. Don't mention it. That's alright. It's my pleasure. Forget it (less formal). Don't worry about it (less formal). Not at all. It was nothing. No problem. That's OK. Glad to help.
Less formal	Thanks a million.	
Formal	I want to thank you for... Many thank for... I want to tell you how grateful I am... I am extremely grateful to you for... I'm grateful for... I was so pleased to hear from you I am very thankful	

Audio
16

Source of text:
<http://englishexposurebd.com/2017/10/18/thanking-apologizing-expressions-responses-english/>

It's important to know which expressions are appropriate to the situation and to the persons you are speaking with. Use *formal thanking* in a professional setting with people you respect might not know well. Use *informal thanking* in a setting where you know the person you are talking to. Informal settings could include day to day interactions, street dialogues, etc.



Is it clear enough? now you understand about 'thanking'. What about 'apologizing'? Do you still remember what I said when I could not lift my grand pa's briefcase? If you do not remember, read again the conversation between me and my dad when he asked me to lift my grand pa's briefcase.



I could not lift the briefcase because it's too heavy for me. Then, I said "sorry" to my dad.



Have you ever heard someone said "sorry" before?



English people say "sorry" to express or make an apology; acknowledge failings or faults or express regret for something that one has done wrong.



Source of text:
<http://www.memidex.com/apologise+defend>



Look at this table. You can learn apologizing expressions here.

Situation	Apologizing Expressions	Responses
Informal	I am sorry. I am so sorry for... It's all my fault. Oops, sorry.	That's all right. Never mind. That's OK. Forget about it. It happens. No harm done.
Formal	I do apologize for... I must apologize for... I apologize for... I'd like to apologize for... I shouldn't have... I'm ashamed of... Please, forgive me for... Excuse me for ... I'm terribly sorry for... Pardon me for this... Please, forgive me for my.... Please, accept my apologies for...	Don't apologize. Don't worry about it. Don't mention it. I quite understand. You couldn't help it. It doesn't matter.

Source of text:
https://www.myenglishpages.com/site_php_files/communication-lesson-apologizing.php

Audio
17

"I'd like to apologize" is the short form of "I would like to apologize"

Source of text: <https://english-assistant.blogspot.com/2016/06/expressions-of-asking-for-apology.html>



Commonly, *apologizing expression* is begun with saying sorry, then we tell the mistake we made and the reason how it can be happened.



For example, in the conversation between my dad and me. I said sorry first, then I told him I couldn't lift the briefcase and the reason was the briefcase was too heavy for me.



Now, listen to the thanking and apologizing expressions audio and repeat after it. Practice to pronounce them by doing a drill.



We have learnt about thanking and apologizing. Do you meet any difficulty to understand them?



I will give you some examples of thanking and apologizing dialogues. Read these dialogues and also listen to the audio.



1. Prita wants to go to Amel Shop, but she does not know how to get there.

Prita : Excuse me. Do you know how to get to Amel Shop? I have never been there before.

Melia : Go straight on, past the bridge, turn left and continue go straight on. Amel Shop is in front of Betamart.

Prita : **OK. Thank you.**

Melia : **You are welcome.**

<https://www.daniarta.com/contoh-teks-dialog-expressing-thanks-gratitude/>

2. Mother needs some sugar for the cake she is baking. She asks Daniel to go to market.

Mother : Daniel, I need some sugar for the cake and I'm too busy to go to market. Can you help me to buy it?

Daniel : Of course, mom.

Mother : **Thank you.**

Daniel : **My pleasure.**

Source of text: English in focus for Grade VII Junior High School (SMP/MTs)

3. Diana forgets to feed her dog, Plecky. Her father is upset.

Diana : Dad, **I'm sorry, I forgot to feed Plecky.**

Father : What? How could you forget? Oh, OK, **never mind.** But next time don't forget.

Source of text: English in focus for Grade VII Junior High School (SMP/MTs)

4. A mother ask his son if he breaks a glass.

Mother : Tom, did you break that glass?

Tom : Yes, I did. **I am so sorry.** I am extremely sad.

Mother : **That's entirely okay.**

Audio
18

After you learn thanking and apologizing expressions from the examples, you must comprehend the expressions more. I prepared some questions for you. You can answer them by yourself or discuss them with your friends.



1. In dialogue 1, why did Prita say "thank you"?
2. In dialogue 2, how did Daniel respond his mom gratitude?
3. In dialogue 3, why did Tina say "sorry"?
4. In dialogue 4, what did Putra say after he broke the glass?



Write the things
you do not know
about thanking
and apologizing
expressions.

I still meet difficulty to understand:

- _____
- _____
- _____





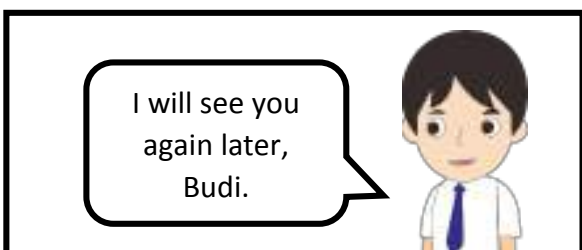

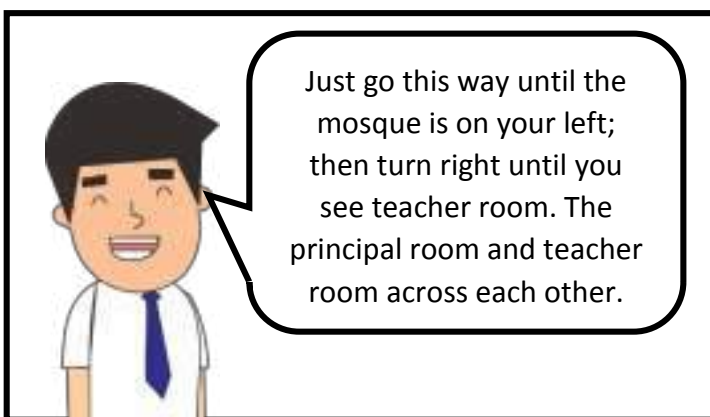



Make questions
about the things
you want to know
more about this
topic.

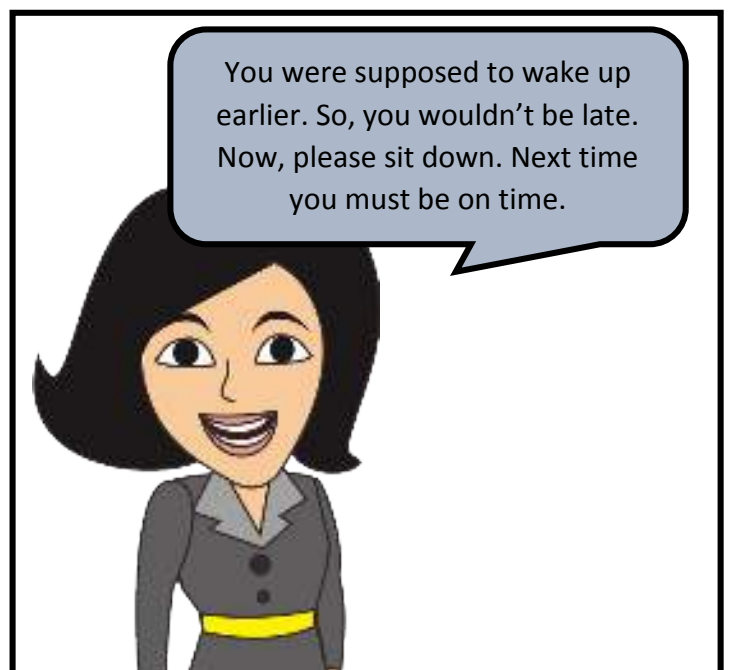

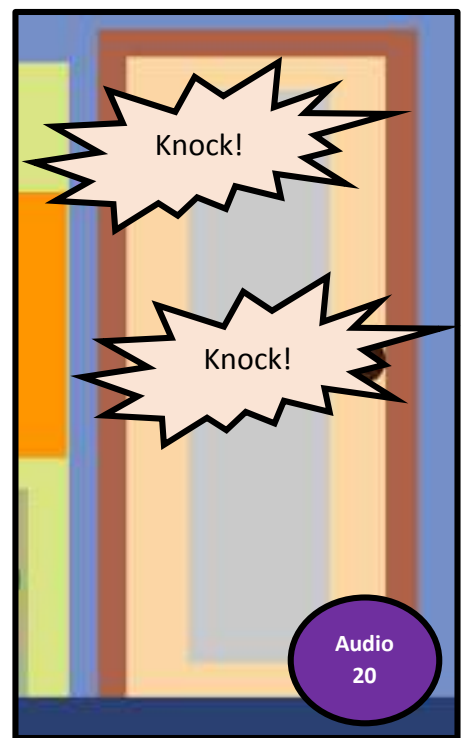
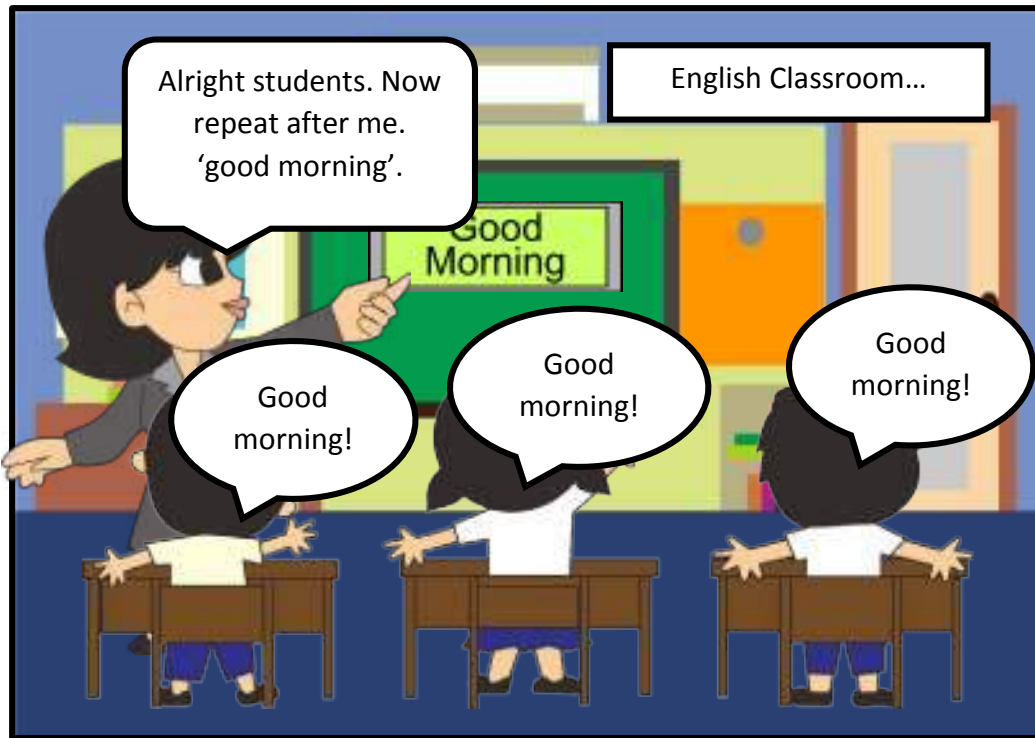
I want to know more about:




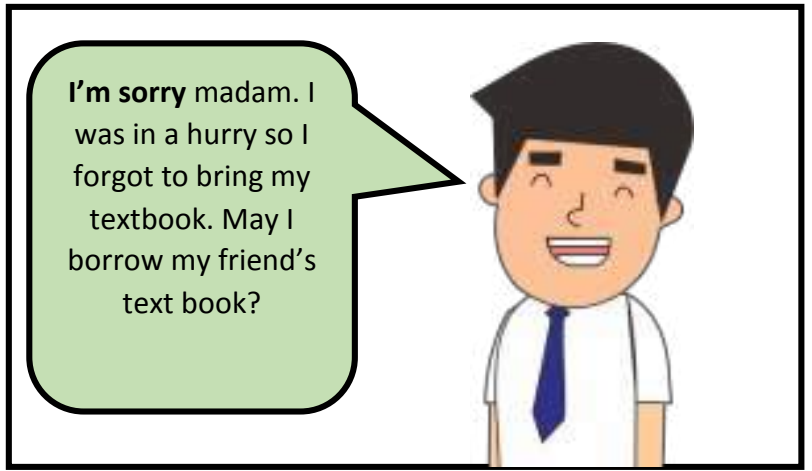
- _____
- _____
- _____

LOOKING FOR INFORMATION









School recess time...

Ring !!

Ring !!

When I entered in to classroom, I was late. Luckily, Mrs. Susan still let me join the class.

Mrs. Susan class has done. It's recess time. Do you still remember when I met Dino? He asked me where the principal room was. After I helped him, he said **"thanks for helping"**.

Do you still remember how I responded it? I responded it by saying **"it's nothing"**.

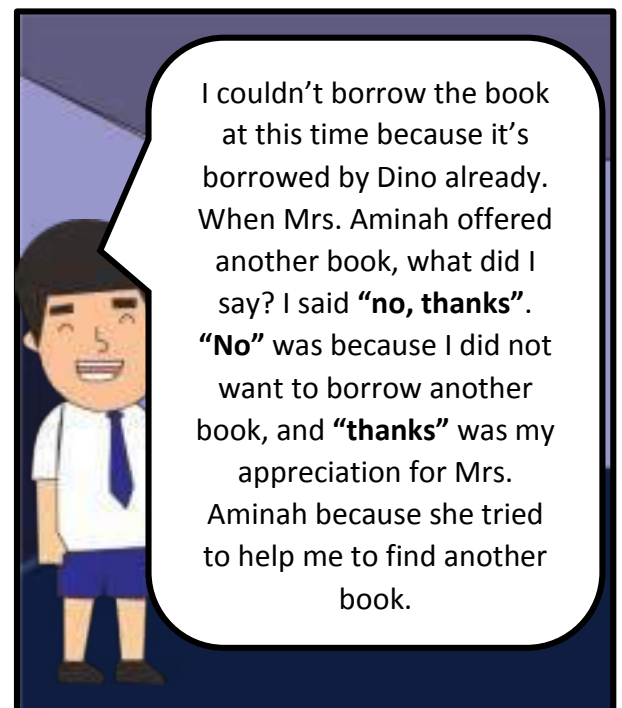




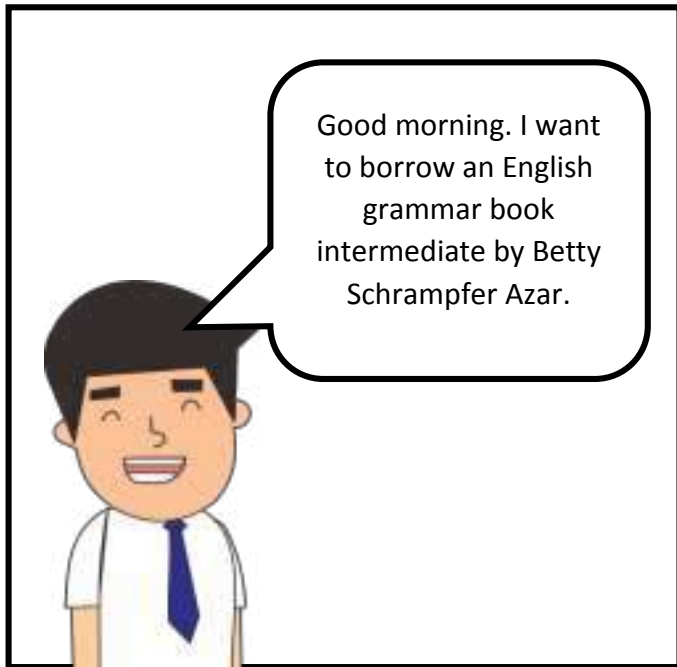
I was so grateful and I thanked Mrs. Susan. Do you still remember how I expressed It? Yes, I said **"thank you very much"**. And she said **"you are welcome"**.

Then when she asked me to read the text book on page 10, I forgot to bring my textbook. So, I borrowed Dino's textbook. What did I say to Dino? How did he respond it?

It's easy right? Now I'm in the library and I'm going to borrow an English grammar book. I will ask Mrs. Aminah first. She is a librarian.

Good morning Budi, can I help you?

Audio 21



On the way to classroom, Budi meets Ani and Adi.

Hi guys.
How are
you?

Hi, Budi.

Hi.

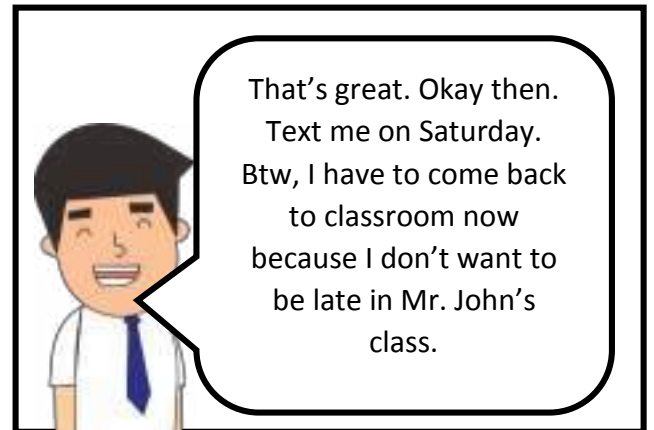

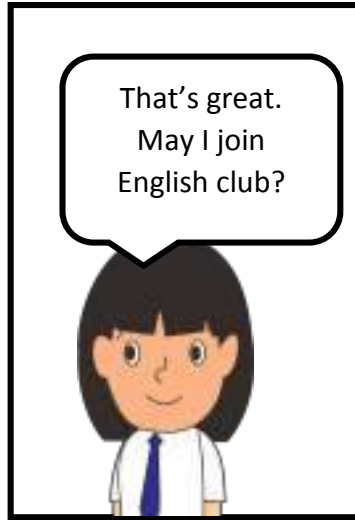
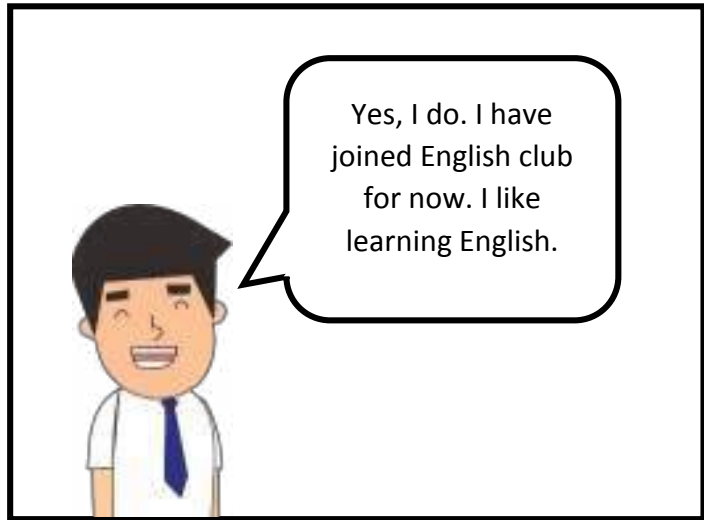


Audio
22



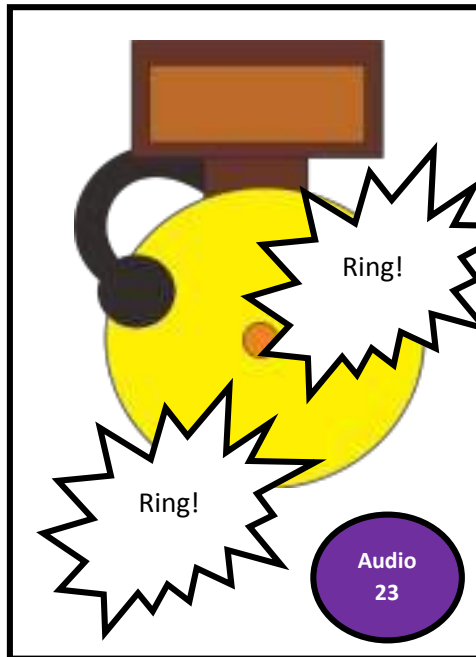
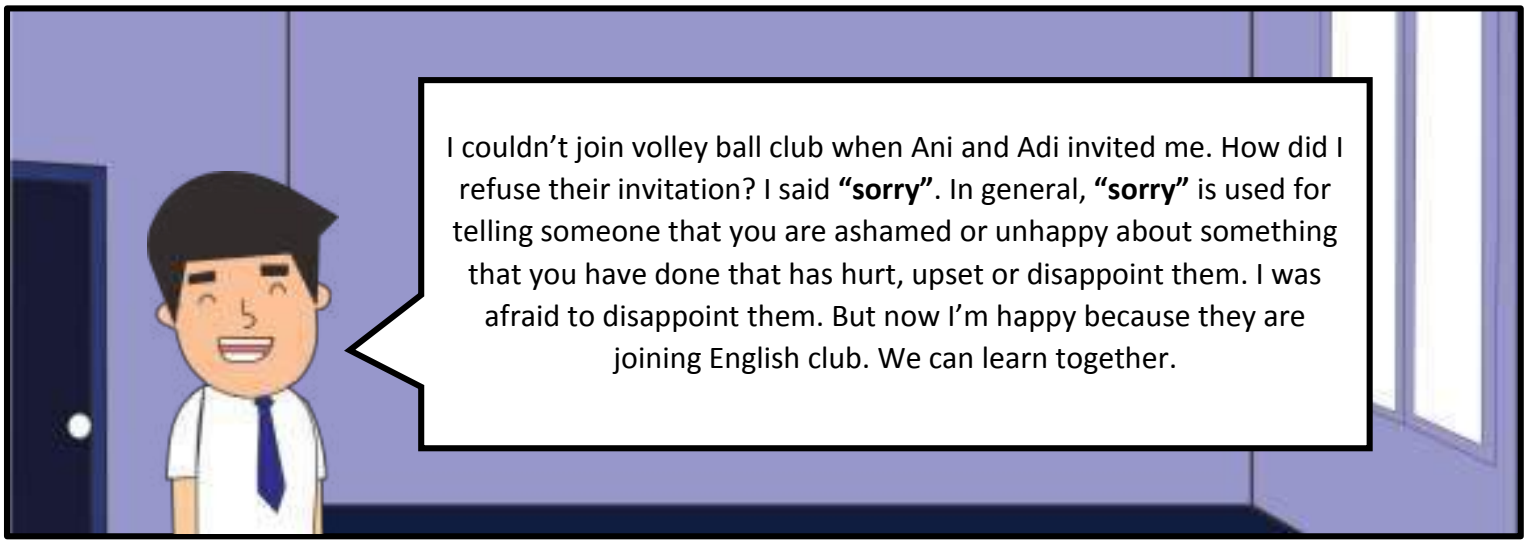
I'm fine
thanks. And
you?

I'm fine.

I'm fine too,
thanks. So where
are you going?

We are going to join volley ball club. Do you want
to go with us to join it?






Okay, now let's get started.
You have 45 minutes to finish
the test. Don't forget to write
your names and student
numbers on the answer sheets.



45 minutes later...

The time is
over. Submit
your answer
sheets! I'm
leaving
classroom
now.



Okay!


Okay!

Alright!

Okay Mr. John. Here it is.
I have finished it yet.



Okay
Budi,
good.




Dino, why are
you still writing?
Submit it now or
I will leave you.

I'm sorry, Mr.
John. But I have
not finished it
yet. Could you
please wait for
a minute?



Sorry Dino, but
you must
submit it now
or never.




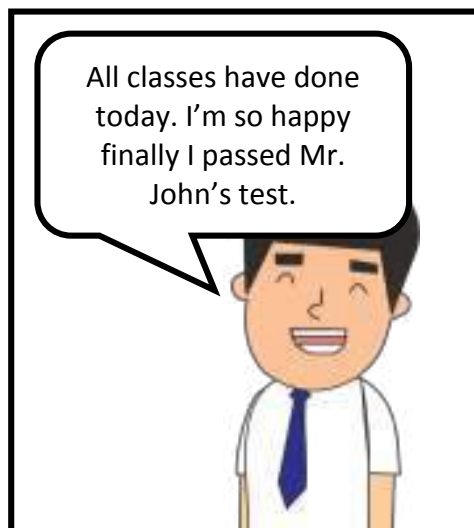



Alright, Mr.
John. Here
it is.



See you again
next week
everyone.
Keep studying
hard and
don't be lazy.








01:00 PM

Budi's House.



ASSOCIATING



Hello.
Welcome back
to my house.
So, now I'm in
my bedroom.

Today I met a lot of people.
Do you still remember about
who I met in school?



They were Dino,
Ani, Adi, Mrs.
Susan, Mrs.
Aminah and Mr.
John and other
classmates.

Did I use thanking or
apologizing expressions when I
talked to them?



Let's try to
remember our
conversation and
discuss them one
by one.



Task 15

Read again Budi's conversation with his classmates, teachers and a librarian and complete these dialogues!

1

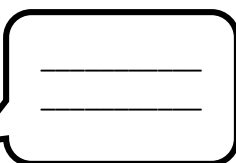


You are very helpful, thanks for helping.



Dino, asked me where the principal room was. I gave him the direction then he said **"thanks for helping."** How did I respond it?

2



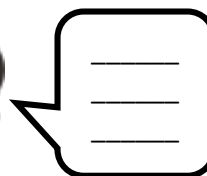
You are welcome.

Even though I was late on Mrs. Susan's class, she still let me joined her class. I was so grateful. What did I say to express my gratitude?

3





Sorry Budi, but the book has borrowed by Dino.



When I was in the library. I wanted to borrow an English grammar book. But the book had borrowed by Dino. Mrs. Aminah said **"sorry"** to express her apology because she saw me disappointed. Then how did I respond her?

4



It's okay.

When Mr. John warned me to put my textbook in to my bag, I felt bad and I said something to express my apology. What did I say to Mr. John?

Match the thanking and apologizing expressions in the right boxes and decide which of the categories they should go into!



Task 16

Match the thanking and apologizing expressions in the right boxes and decide which of the categories they should go into!

1

Expressions of Thanking

2

Thanking Responses

3

Expressions of Apologizing

4

Apologizing Responses

I'm glad you like it!

I would like to apologize to you.

1

I appreciate your kindness.

I quite understand. I'm sure you couldn't help it.

It's my pleasure.

Pardon me for not coming on your party.

How very kind of you.

You don't need to apology.

We deeply regret.

I would like to express my deep gratitude to you.

Source of text: <http://englishexposurebd.com/2017/10/18/thanking-apologizing-expressions-responses-english/>

Task 17

For each question, choose the correct answer from the multiple-choice list.

- Mother: I have a special gift for you, Ela.
 Ela : What is it, mom?
 Mother: Open it!
 Ela : Wow! What a beautiful watch! I like it. _____
 Mother: You are welcome, dear.

 - Thank you
 - Thanks, son
 - I am sorry
 - Never mind
- Mr. Edwin : Can you help me to move this table?
 Koko : Right away, dad.
 Mr. Edwin : Thanks, son.
 Koko : My pleasure.
 What expression of gratitude can you find in the dialogue?

 - You are welcome
 - Thank you
 - Thanks son
 - That's ok
- Someone: Good morning. Is this 767801?
 Ari : Sorry. You dialed the wrong number. This is 767810.
 Someone: Oh, I'm sorry.
 Ari : _____

 - Thank you
 - That's ok
 - I apologize
 - Thanks son
- Andy : Excuse me, sir.
 Teacher: Why are you so late?
 Andy : _____, I got a traffic jam.

 - I am very sorry sir
 - Thank you sir
 - You are welcome sir
 - Never mind
- Adit : Nanda, _____
 Nanda : No problem.

 - Please forgive me
 - Thank you very much
 - Don't mention it
 - That's quite all right

Task 18

Read the dialogue and answer the questions!

Mr. Dhomah: Good morning, students. How are you today?
 Students : Good morning, Sir. We are fine. Thanks. And you?
 Mr. Dhomah: I'm very well, thanks. Are you okay Tara? Why did you not answer my greeting?
 Tara : I am sorry, Sir. I'm dizzy. I have a headache.
 Mr. Dhomah: Oh , I see. If you are sick, you may have a rest at the school clinic.
 Tara : May I, Sir?
 Mr. Dhomah: Yes, of course.
 Tara : Thank you, Sir.
 Mr. Dhomah: You're welcome.

Questions:

- Who are in the dialogue?
- Where does the dialogue take place?
- Who is Mr. Dhomah?
- Is Tara a student?
- "I'm sorry, Sir"** The bold words are to express ...
- "Thank you, Sir" The underlined words are to express...
- How do you give response to a thanking expression?
- "If you're sick"* The italic word has the same meaning with ...

Source of text:

- <https://bahasainggrismp-mts.blogspot.com/2018/07/latihan-soal-greeting-leave-taking.html>
- <https://s3.amazonaws.com/Giflinguaresources/apologize.pdf>

Easy right?



Now, listen to the audio and complete these tables.



Task 19

Listen to the audio and complete these tables!

No.	Making Apologies	Accepting Apologies
1.	I _____ for the inconvenience.	_____.
2.	Please _____ for not coming to your party.	_____.
3.	_____ for my absence.	_____.
4.	I'm _____ for bothering you.	_____.
5.	I'm _____ for my mistakes.	_____.
6.	I _____ that.	_____.
7.	_____ for coming late.	_____.
8.	_____ for the delay.	_____.
9.	It's all _____	_____.
10.	_____ for my long silence.	_____.

No	Thanking	Responses
1.	_____ very much.	_____.
2.	_____ for coming along.	_____.
3.	Thanks for spending time on this.	_____.
4.	_____, just let me know.	_____.
5.	_____ without you.	_____.
6.	You're just so kind!	_____.
7.	It was _____.	_____.
8.	_____ your help.	_____.
9.	I _____ big time.	_____.
10.	_____ a million.	_____.

Task 20

Make dialogues about thanking and apologizing and record them!

First, plan by writing the dialogues, then read the dialogues loudly, clearly and correctly.

While you reading them, record your voice by using your smartphone. Then submit the audio to your teacher.



When I had finished my English test in the classroom, Mr. John said that I could bring the questions sheet home. So, I can study and check it again. I also got an audio conversation from Mr. John. So, now let's listen to it carefully and complete these dialogues.

Task 21

Listen to the audio and respond these commands based on the following situations.

1. Clementine is your little sister. She asks your help to finish her homework. You can help her.
 - a. Clementine : Help me to finish my homework, please!
 - b. You : Sure.
 - c. Clementine : Thanks.
 - d. You : _____.
2. Gabriel is your classmate. He asks you to watch his bag while he is playing basketball. But you are in hurry. You can't help him.
 - a. Gabriel : Can you watch my bag while I'm playing basketball?
 - b. You : I'm sorry. I wish I could but I'm in hurry now.
 - c. Gabriel : _____.
3. Kenny is your new neighbor. He asks you to take a picture of him and his family in front of his new house. You don't mind to help him.
 - a. Kenny : Could you please help me to take a picture of us?
 - b. You : Alright.
 - c. Kenny : _____.
 - d. You : Don't mention it.
4. Maria is your best friend. She asks you to lend your money to buy some books but you don't have any money at the time. You can't help her.
 - a. Maria : Could you please lend me \$10? I need to buy some books.
 - b. You : _____.
 - c. Maria : Never mind.
5. Mr. David is your dad. He asks you to close the door. You can help him.
 - a. Mr. David : Please close the door!
 - b. You : Okay dad.
 - c. Mr. David : _____.

Audio
26



It's easy right? If you meet any difficulty, discuss it with your friends. Or ask your teacher if you still do not understand.

After we learn about thanking and apologizing expressions. I believe you can make dialogue by yourself. Let's do some practice.



Task 22**Make dialogues based on the situations below!**


1. You are with Rosa in the classroom. Your classroom is really dirty. You ask Rosa's help to clean it. She helps you and you thank her.
2. You are in the living room with Shanty, she is your big sister. She is watching TV while you are studying. You ask her to turn the TV's volume down. She turns the volume down and you thank her.
3. You are on the way to school. You meet Mr. Abraham. He is your teacher. You want him to join your birthday party tonight. But he can't join because he is too busy.
4. You are in the kitchen with Sarah. She is your big sister. You want her to teach you cooking. But she does not know cooking.
5. You are going to go camping with your friends. One of your friends is Billy. You ask Billy to carry your bag but he can't help you because he is also having many luggage to carry.

Task 23**Make dialogues based on the situations below!**

1. You had an appointment with your friend, but you were late because of the traffic jam.
2. You borrowed a book from a friend a few days ago. You promised to give it back today, but you forget to bring it. Your friend really needs the book because he is going to have test tomorrow. Apologize him.
3. Your sister is in the kitchen. She cooks a meal for you.
4. You meet a friend on the way and she gives you a lift home.
5. You lift a heavy box. Your friend helps you.

Source of text number 1 & 2: <https://s3.amazonaws.com/Giflinguaresources/apologize.pdf>

After you make dialogues, read the dialogues clearly and loudly. Practice to pronounce them and then perform them with one of your classmates in front of class.

**Task 24****Make a group of two students. Performs the dialogues of task 23 and task 24 with your partner in front of class.**

REINFORCEMENT



How much do you learn about thanking and apologizing expressions?

Task 25

Put a tick (✓) in the right box according to how much you have learnt the topic.

Aspects	Very Much	Much	Little
Thanking	<input type="checkbox"/>	<input type="checkbox"/>	<input type="checkbox"/>
Apologizing	<input type="checkbox"/>	<input type="checkbox"/>	<input type="checkbox"/>



Now make a summary of thanking and apologizing expressions you have learnt.

Task 26

Make a summary of thanking and apologizing expressions you have learnt!

1. In this topic I have learnt about:

2. I don't understand about:

3. What do you have to do to master topic you do not understand?

4. The summary of this unit is:

REFERENCES

- Wikipedia. _____. "Greeting". <https://en.wikipedia.org/wiki/Greeting>. Retrieved on October 1, 2017.
- Difference Between. _____. "Difference Between Hi and Hello". <http://www.differencebetween.net/language/words-language/difference-between-hi-and-hello/>. Retrieved on October 3, 2017.
- Priyana, Joko, Riandi and Anita P Mumpuni. 2008. *"Scaffolding English for Junior High School Students"*. Jakarta: Pusat Perbukuan Departemen Pendidikan Nasional.
- Maple Leaf Learning. Mar 9, 2012. *"The Greetings Song"*. <https://www.youtube.com/watch?v=gVIFEVLzP4o>. Retrieved on October 7, 2017.
- ESL Fast. _____. "Greeting". <https://www.eslfast.com/robot/topics/smalltalk/smalltalk01.htm>. Retrieved on October 8, 2017.
- SlideShare. Mar 23, 2015. *"Expression of Greeting and Leave taking"*. <https://www.slideshare.net/nharianha/expression-of-greeting-and-leave-taking>. Retrieved on October 10, 2017.
- Dictionary.com. _____. "Thank". <https://www.dictionary.com/browse/thank>. Retrieved on October 10, 2017.
- Just Nury. _____. "Expressing Gratitude and Thanking". <https://nurinuryani.wordpress.com/expressions/other-english-expressions/expressing-thanks/>. Retrieved on October 12, 2017.
- MyEnglishPage.com. _____. "Apologizing". https://www.myenglishpages.com/site_php_files/communication-lesson-apologizing.php. Retrieved on October 14, 2017.
- English Assistant. 2014. *"Expressions of Asking an Apology"*. <https://english-assistant.blogspot.com/2016/06/expressions-of-asking-for-apology.html>. Retrieved on October 17, 2017.
- Daniarta.com. 2013. *"Contoh Teks Dialog Ucapan Terima Kasih 2 Orang"*. <https://www.daniarta.com/contoh-teks-dialog-expressing-thanks-gratitude/>. Retrieved on October 18, 2017.
- Wardiman, Artono, Masduki B. Jahur and M. Sukirman Djusma. 2008. *"English in Focus for Grade VII Junior High School (SMP/MTs)"*. Jakarta: Pusat Perbukuan, Departemen Pendidikan Nasional.
- Bahasa Inggris SMP/MTs. _____. *"Latihan Soal Apologizing and Thanking"*. <https://bahasainggrissmp-mts.blogspot.com/2018/07/latihan-soal-greeting-leave-taking.html>. Retrieved on October 24, 2017.

AWS. _____. "Apologizing". <https://s3.amazonaws.com/Giflinguaresources/apologize.pdf>. October 27, 2017.

UNIT 2

It's Me!



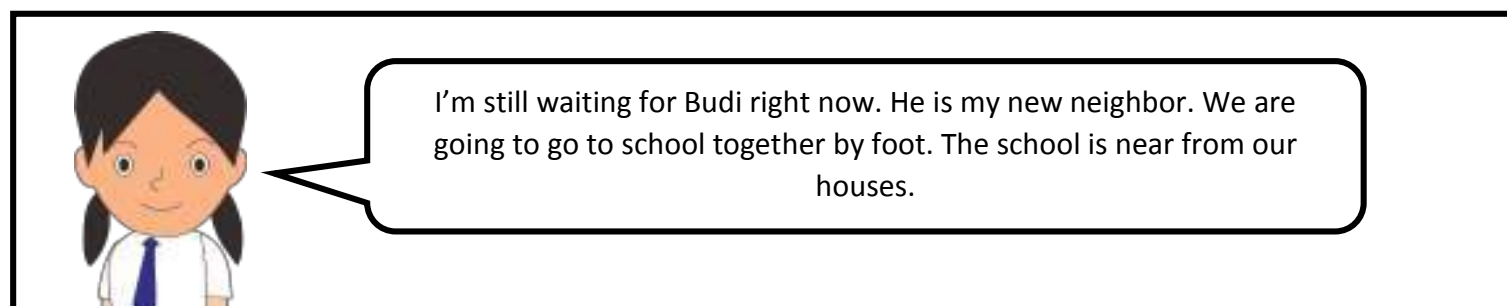

Hello. In this unit, you will learn how to:

- Introduce oneself
- Introduce others

TABLE OF CONTENTS

TABLE OF CONTENTS	1
INTRODUCING ONESELF	2
Building Up	4
Observing and Questioning	6
Looking for Information	8
Associating	11
Creating	13
Reinforcement	15
INTRODUCING OTHERS	17
Building Up	17
Observing and Questioning	18
Looking for Information	21
Associating	31
Creating	36
Reinforcement	38
REFERENCES.....	40

Introducing oneself






Hi, Tina. How are you?




I'm fine, thanks.
And you?



I'm fine too, thanks.
How long have you
been waiting for me?




It's been 10
minutes.



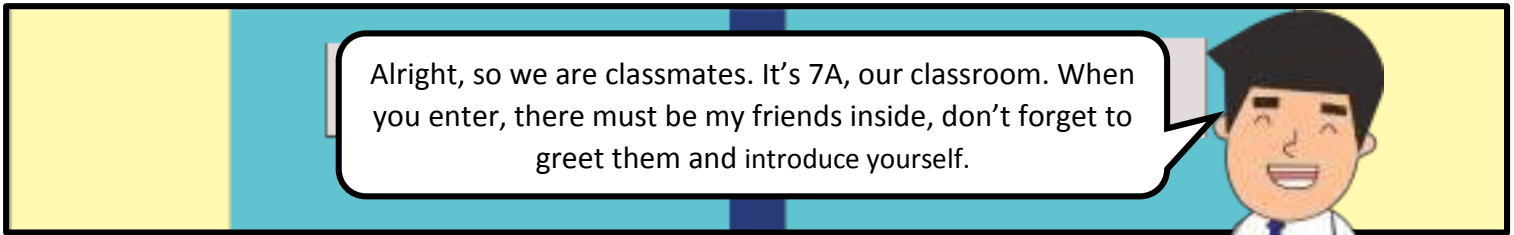
Okay then, let's
go. You will meet
new friends and
teachers in school.



Okay.



At school, 06:50 a.m.



Alright, so we are classmates. It's 7A, our classroom. When you enter, there must be my friends inside, don't forget to greet them and introduce yourself.

Hello, are you a new student?

Hello. Yes, I am.

Audio
28

My name is Adi. What is your name?

My name is Tina.

I am from Surabaya. But I live in Gresik with my uncle.

I'm from Bandung. I live in Gresik with my grandmother. Where are you from?


Do you join
any student's
activity?




No, not yet, but I'm
planning to join
English club.



Oh great, I have
already joined
English club. Budi is
also there.




Yeah, he has
already told me
about it before. It
must be fun
because we can
learn English
together.



I go to school by
foot because my
house is near
from here. I'm
Budi's neighbor.



It's nice to
meet you
Tina.



Yeah it is. By
the way **how**
do you go to
school?



It's nice to
meet you
too, Adi.



OBSERVING AND QUESTIONING



Did you notice that Tina and Adi introduced each another?



In *introducing oneself*, you can tell people about yourself. Such as, your name, place, birth, nationality, address, age, family, education, hobby, occupation, etc. There are two categories of introducing oneself expressions. They are formal and informal.



Do you know what introducing oneself is? It's an act or communication to present yourself to another in order to establish an acquaintance.

Source of text: <https://www.thefreedictionary.com/introduce>

In the conversation between Tina and Adi, we noticed that Tina introduced herself to Adi. Then Adi responded by introducing himself too. He asked some questions to Tina.



These are some examples of asking someone's identity and self-introduction expressions that you can learn.



INFORMAL INTRODUCING ONESELF EXPRESSIONS

To ask one's identity, you can say

What is your name?

Where are you from?

Where were you born?

When were you born?

How old are you?

Where do you live?

What is your hobby?

What is your phone number?

Where do you study?

How do you go to school?

Audio
29

To introduce yourself, you can say

I am Tina.

My full name is Tina Azzahra.

I am from Surabaya.

I was born in Surabaya.

I was born on April 4th, 2005

I am 13 years old.

I live at Rantau st. No. 06, Gresik.

My hobby is reading.

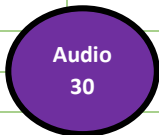
My phone number is 08-123-456-7890.

I study at SMP Islamic Qon.

I go to school by Foot.

FORMAL INTRODUCING ONESELF EXPRESSIONS

May I have your name, please?	Allow me to introduce myself, my name is Tina Azzahra. Please call me Tina.
May I have your address, please?	I live at Rantau st. No. 06, Gresik.
Could you tell me where you are from?	I am from Surabaya.
Would you mind if you tell me your hobby?	My hobby is reading.
May I have your phone number, please?	Yes, sure. My phone number is 08-123-456-7890.



There is no common and polite way to *ask age, profession or marital status* because asking it of an adult runs the gamut from irrelevant to inappropriate to rude, depending on the individual in question.



Source of text: <https://www.quora.com/Whats-the-common-and-polite-way-to-ask-someones-age-when-being-invited-to-his-her-birthday-party>

Do you meet any difficulty in introducing oneself? If you do, make questions about the things you do not understand about introducing oneself.








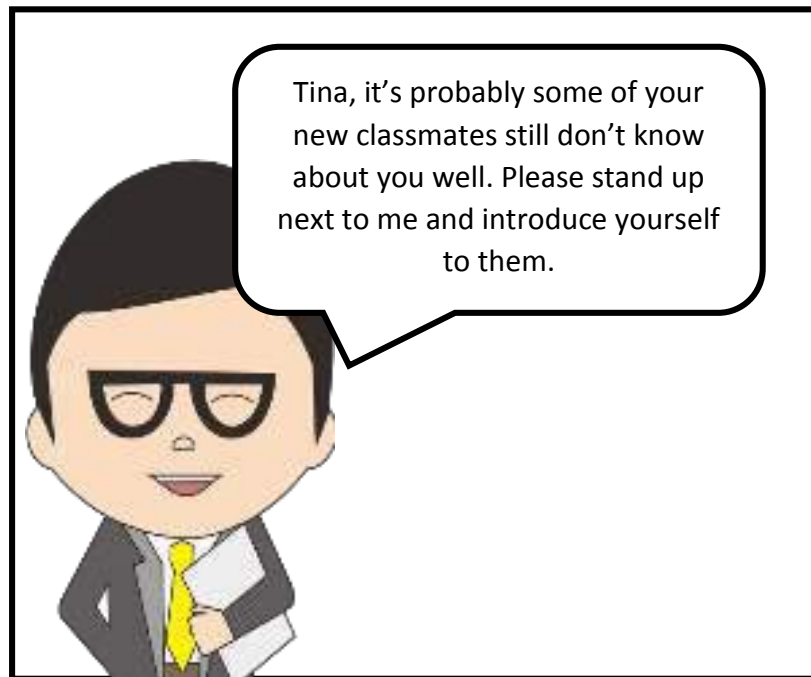

Task 27



Write down what make you confuse and make questions you want to know more about the topic!

- _____
- _____
- _____
- _____
- _____

LOOKING FOR INFORMATION







ASSOCIATING


Task 28

Listen to the audio and complete the dialogues below!

Audio
32


1

What is your name?




2

Where are you from?




3

Where do you live?



4

What is your hobby?



Task 29

Listen to the audio and complete the monologue below!

Audio
33


1 Hi, my name is _____.

2 I'm from _____.

3 I live in _____.

4 I'm _____ years old.

5 My birthday is on _____.



I'm a student at _____.

My favorite subject is _____.

I study English because _____.

There are _____ people in my family.

They are _____.



After Tina introduced herself, now you know who Tina is.



Now listen to audio 34, someone will introduce him/her-self. Then answer these questions.

Task 30

Listen to the audio and answer the following questions!

1. What is the student's name?
2. Where is he from?
3. Where does he live?
4. How old is he?
5. When is his birthday?
6. Where does he study?
7. What is his favorite subject?
8. How many people are in his family?
9. Who are they?
10. Why does he study English?

Audio
34



Now read again the dialogue between Tina and Mr. Oliver then answer these questions below.

Task 31

Read the dialogue between Tina and Mr. Oliver again then answer these questions.

1. When Mr. Oliver entered classroom, what did Tina say to start the conversation with Mr. Oliver?
She greeted Mr. Oliver by saying 'Good morning'.
2. When Mr. Oliver asked who Tina was, how did Tina tell her name?
3. When Mr. Oliver asked where Tina came from, what did Tina say?
4. Where does Tina live now?
5. What did Mr. John say when he introduced himself to Tina?

Task 32

Work in pairs, discuss with your classmates to answer these questions!

1. What do you say before you introduce yourself?
2. How do you tell your name?
3. How do you tell your age?
4. How do you tell where you live?
5. How do you tell your birthday?
6. How do you tell where you are from?
7. How do you tell your phone numbers?
8. How do you tell how many people in your family?
9. How do you tell your family?
10. How do you tell your dream?



Do you still remember how Tina introduced herself in front of class? Now practice to introduce yourself. I will give you an example. Listen to audio 35. I will introduce myself first.

Hello, my name is Budi Ahmad. You can call me Budi. I am a student. I am 13 years old. I am in seventh grade. I study in SMP Islamic Qon. I want to be an English teacher. My favorite subject is English. I was born in 2005. My birthday is on May 5. I am from Bekasi. I live at Rantau st. No. 07, Gresik. My phone number is 088-765-4321. I like jogging, reading, and listening to music. I speak Bahasa and I'm learning English. My blood type is O. I am in 7A. I have a lot of friends. Tina is one of my friends. My parents' names are Mr. Ubaid and Mrs. Aisyah Ahmad. I have a sister, her name is Ailia.

Audio
35



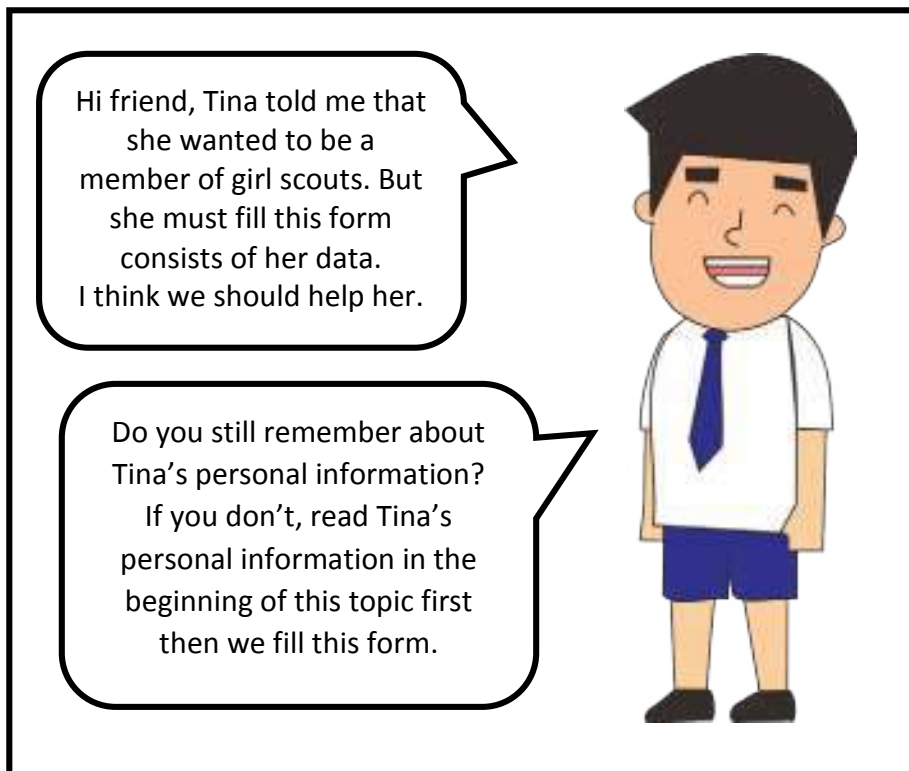
Now, it's your turn to introduce yourself. Before you do it, make sure you should do greeting first. Don't worry, I will guide you step by step. Fill the self-information below!



Task 33

Introduce yourself by filling the self information form below!

My name is	:	_____
I am a/an	:	_____
I am	:	_____ years old
I study at SMP Islamic Qon	:	_____
I am in	:	_____ grade
My favorite subject is	:	_____
I want to be a/an	:	_____
I was born in	:	_____
I was born on	:	_____
I live at	:	_____
My phone number is	:	_____
I like (hobby)	:	_____
I speak	:	_____
My blood type is	:	_____
My parents' names are	:	_____
My sister's name is	:	_____
My brother's name is	:	_____



Task 34 Fill this form consists of Tina's data!

Jasmine Girl Scout
SMP Islamic Qon GKB
Gresik.

Students' Data

1. Full Name : _____
2. Date of Birth : _____
3. Address : _____
4. Phone Number : _____
5. Interests : _____
6. Parents' Name : _____
7. Blood Type : _____
8. E-mail Address : _____

Gresik,

(your name)



Now, read your personal information again loudly, clearly and carefully. Practice by doing a drill.



Then introduce yourself by performing it in front of class.

Task 35

Introduce yourself by performing it in front of class without reading your personal information form!

I think now you know how to introduce yourself. If you want someone to be your friend, you need to let her/him know about you, right?



Now I think you need a partner to practice introducing oneself.



Task 36

Practice introducing yourself with a partner. Record the dialogue using your smartphones then submit it to your teacher.

REINFORCEMENT



You have learnt how to introduce oneself. Now let me know how much you have learnt it.

Put a tick (✓) in the right box according to how much you have learnt introducing oneself expressions.



Task 37

Put a tick (✓) in the right box according to how much you have learnt the topic!

Aspects	Very Much	Much	Little
Introducing oneself	<input type="checkbox"/>	<input type="checkbox"/>	<input type="checkbox"/>



Now make a summary of introducing oneself you have learnt.

1. In this topic I have learnt about:


2. I don't understand about:

3. What do you have to do to master the topic you do not understand?

4. The summary of this unit is:

INTRODUCING OTHERS

On the way to classroom, Budi and Tina meet Budi's best friend. His name is Ben.



Audio
36

Hi Ben, how
are you?



Hi, Budi. I'm
pretty good.
Thanks.







Ben, this is
Tina. She is a
new student
here. Have you
ever met her
before?

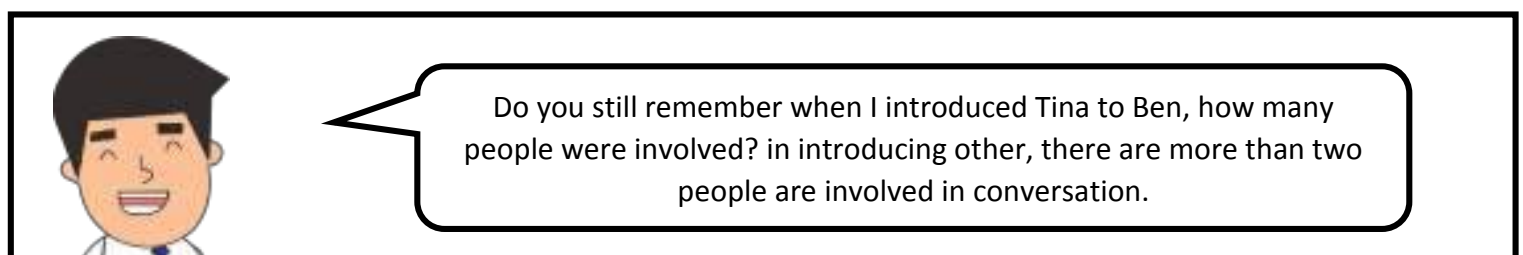
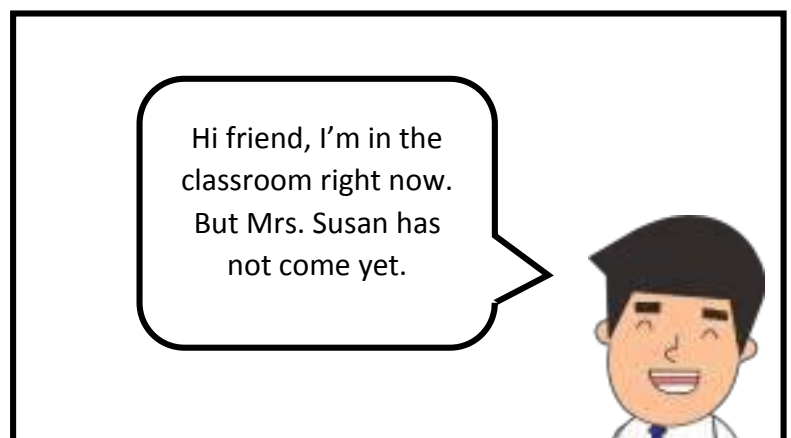




No, we have
never met.
Hi Tina, my
name is Ben.
Budi is my
best friend.
It's nice to
meet you.





OBSERVING AND QUESTIONING






They are:

A: The introducer (who knows both B and C).

B: Being Introduced (knows A but not C).

C: Being Introduced (knows A but not B).



I was the introducer,
Tina was the one
who was
introduced. Tina
knew me but not
Ben. Ben also was
introduced by me.
He knew me but not
Tina.




These are examples of introducing others expressions.

INTRODUCING OTHERS EXPRESSIONS & RESPONSES

SITUATION	EXPRESSIONS	RESPONSES
FORMAL	I would like to introduce... I would like you to meet... May I introduce you to...	Nice to meet you. Pleased to meet you. How do you do?
INFORMAL	This is... Have you met...?	Hi. I am... Nice to see you.

Audio
37



Remember that when meet someone for the first time, you can only ask general question, but it's not appropriate to ask certain these types of questions.

Do Not Ask

A person's age.
Birth date.
Salary.
Weight.
Marital status.

Ask General Questions

How do you know the person who introduced us?
Are you a student at this school?
Is this your first time here?
What do you do for a living?
How long have you been working for (company)?

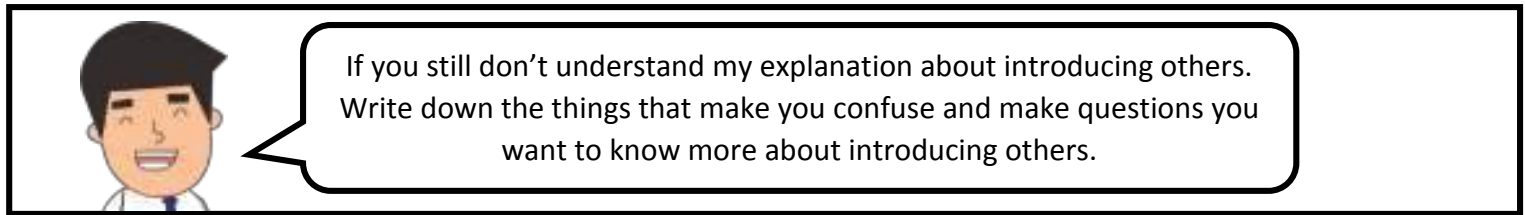
Source of text: <http://www.free-english-study.com/speaking/introducing-others.html>



Before we learn more about introducing others. I have some questions for you.

Answer these questions by discussing them with your classmates in online course group.

1. What is introducing other means?
2. Why do you introduce someone to another one?
3. What is the difference between introducing oneself and others?



If you still don't understand my explanation about introducing others. Write down the things that make you confuse and make questions you want to know more about introducing others.

Task 39

Write down what make you confuse and make questions you want to know more about the topic!

I still do not understand about:

1. _____

2. _____

3. _____

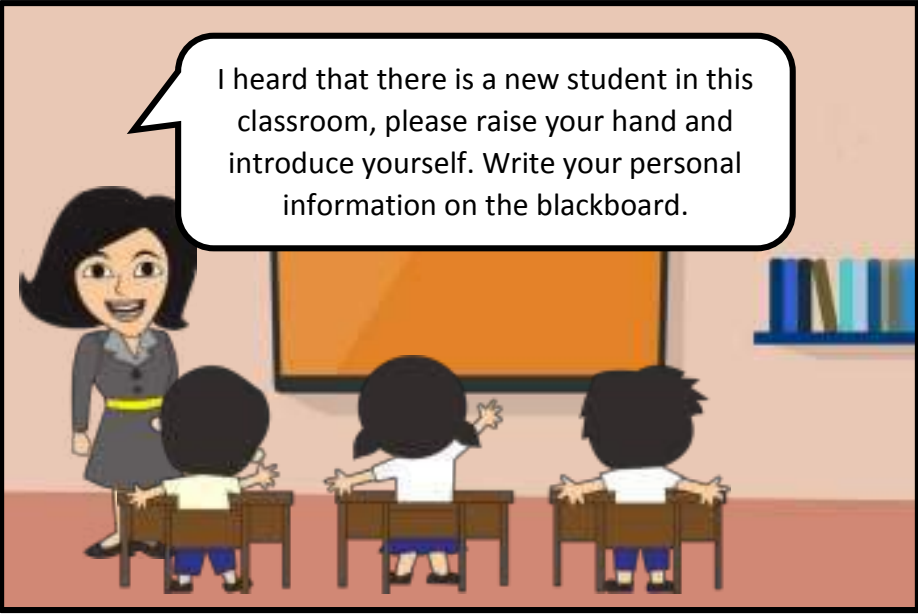
I want to know more about:

1. _____

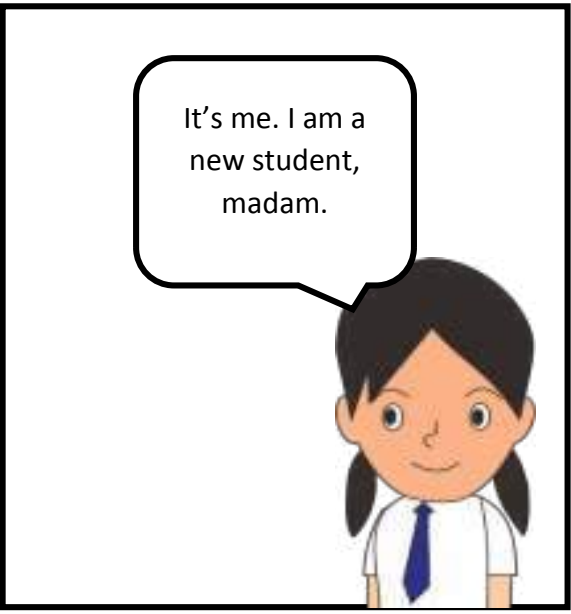
2. _____

3. _____


LOOKING FOR INFORMATION




I heard that there is a new student in this classroom, please raise your hand and introduce yourself. Write your personal information on the blackboard.



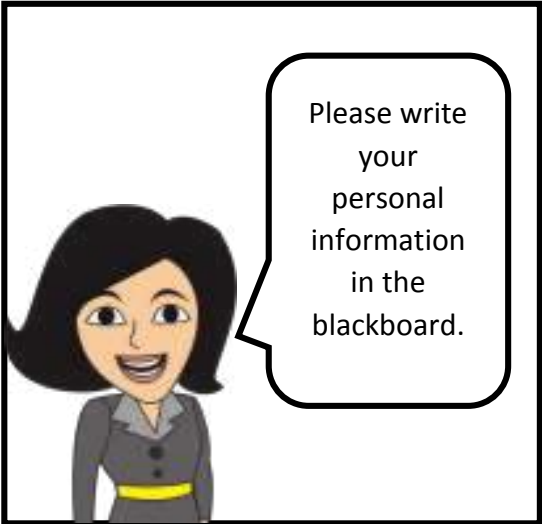
It's me. I am a new student, madam.




She is my neighbor, madam.




Yes, I am. My house is next to his house.



Please write your personal information in the blackboard.



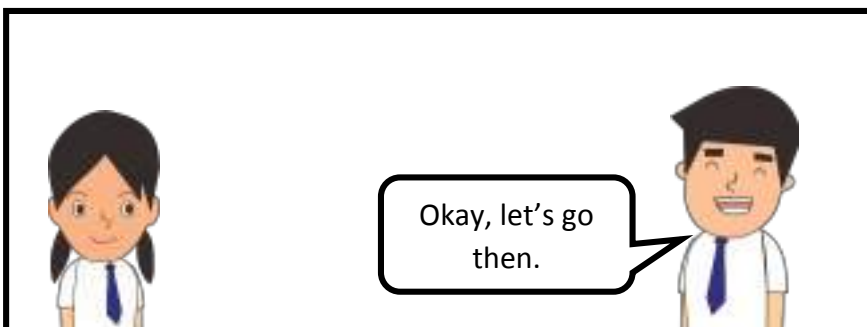





Alright madam.







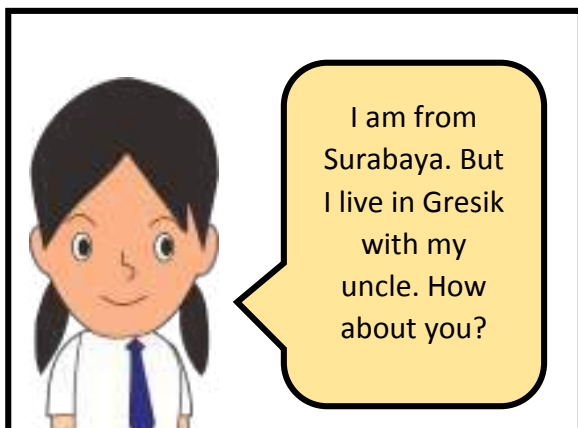

Thank you.




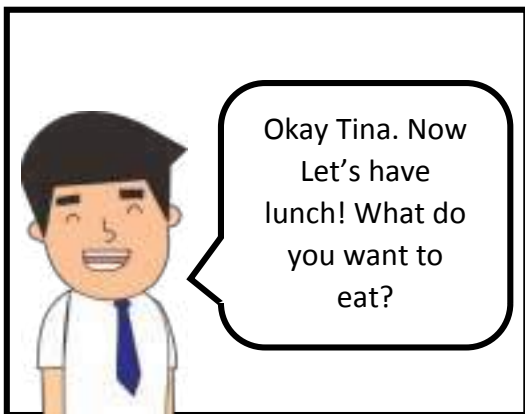


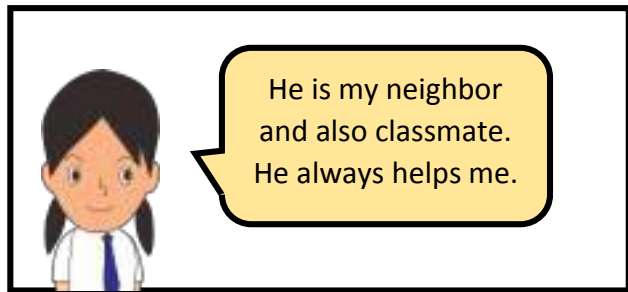


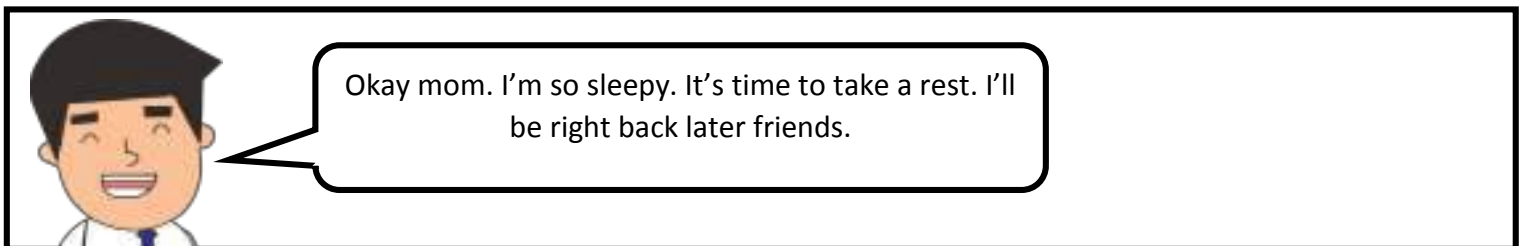



01.00 p.m.


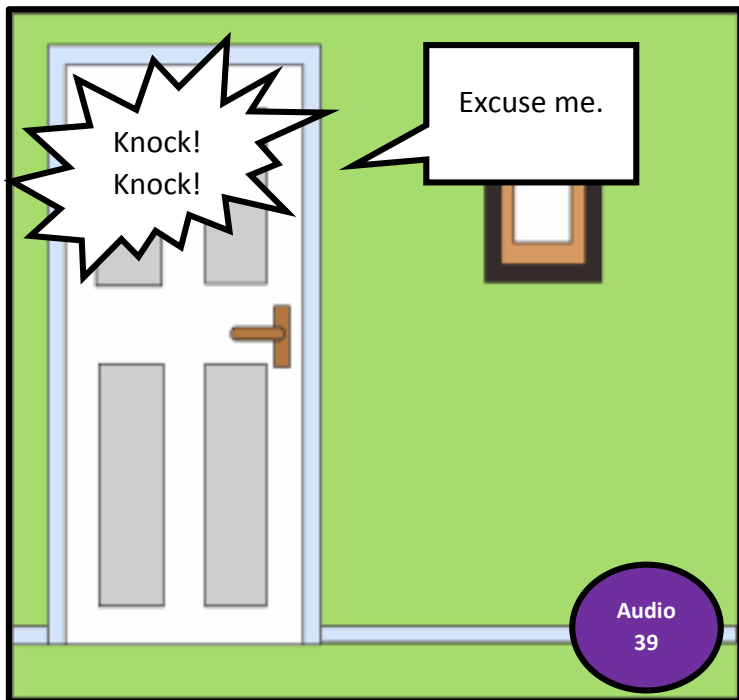
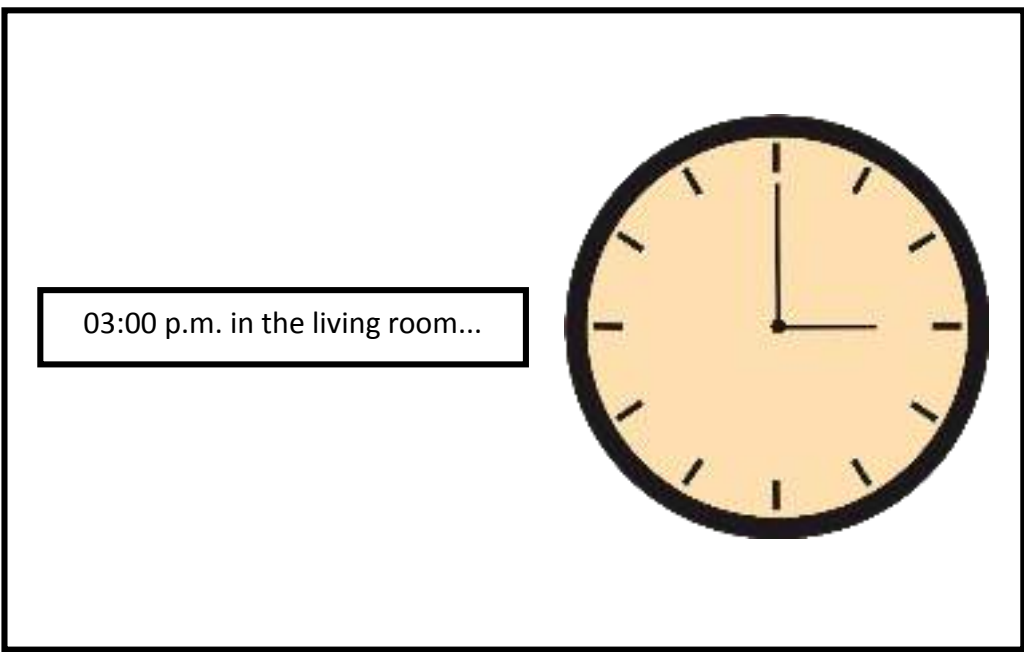






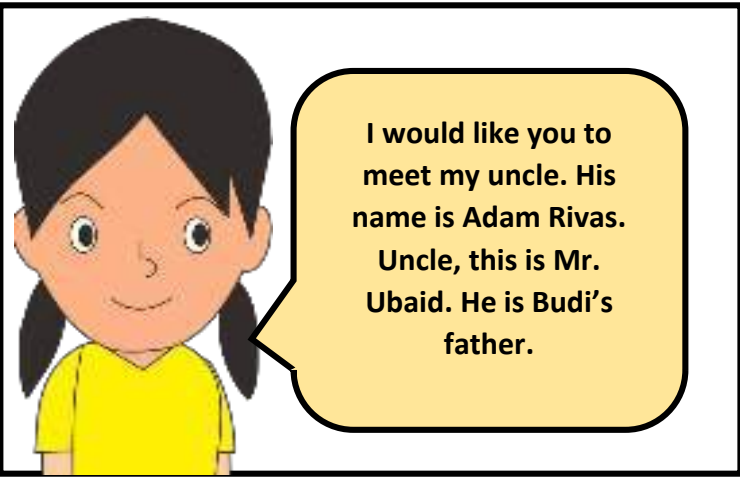









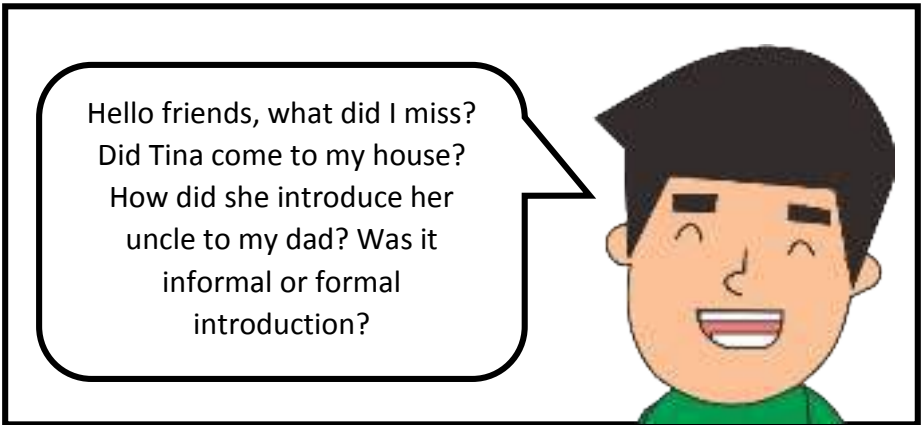



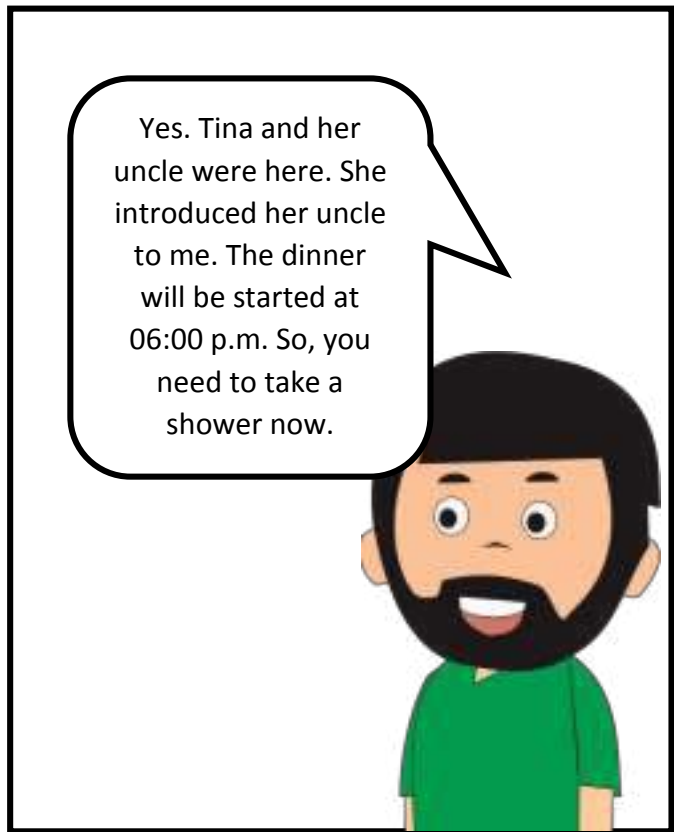


















Alright, I have to go to Tina's house now to have dinner with her and her uncle.




Now, it's time for you to practice and learn about introducing others expressions.

ASSOCIATING



I have some worksheets of introducing others. Can you finish them.



Listen to audio 40 first and then complete the dialogues. Then act the dialogues out on pairs!

Task 40

Listen to the audio and complete these following dialogues. Act the dialogues out on pairs!

A. Peter receives a birthday party invitation from Jude, his classmate. So, he asks his neighbor, Brian to accompany him to go to Jude's birthday party. And then, Peter introduces Brian to Jude.

Peter : Hi Jude.

Jude : Hi Peter, welcome to my birthday party.

Peter : Thanks for inviting me.

Jude : You are welcome.

Peter : _____?

Jude : No, I haven't.

Peter : Jude, _____ . He is my neighbor.

Brian, this is Jude. She is my classmate.

Jude : _____.

Brian : _____.

Audio
40

B. Johnny goes to public library with his Father. He meets her teacher on the way to the library. He introduces his father to his teacher politely.

Johnny : Good evening, Mr. James.

Mr. James : Good evening, Johnny.

Johnny : May I know where you are going?

Mr. James : I am going to go home, how about you, Johnny?

Johnny : We are going to public library. _____. Dad
this is Mr. James.

Mr. Robert : How do you do, Mr. James? My name is Robert Smith. Please call
me Robert.

Mr. James : _____, Mr Robert? My name is James Williams. Please
call me James. I am a Math teacher.

Mr. Robert : _____ Mr. James.

Mr. James : It's a pleasure to have met you too, Mr. Robert.

Jude, have you ever met Brian?

It's nice to meet you Brian.

I'd like you to meet my father.

This is Brian.

It's a pleasure to meet you.

How do you do?

Task 41

Work in pair, listen to the audio and introduce these people to your partner!

**Audio
41**

1

Hello

My name is Marsha

I'm 38 years old

I'm from France

I'm a waitress

2

Hello

My name is Lucy

I'm 24 years old

I'm from United Kingdom

I'm a teacher

3

Hello

My name is Julie

I'm 40 years old

I'm from Italy

I'm a policewoman

4

Hello

My name is Stacy

I'm 27 years old

I'm from Australia

I'm a musician

5

Hello

My name is Stephanie

I'm 33 years old

I'm from German

I'm a businesswoman

6

Hello

My name is Tracy

I'm 30 years old

I'm from Canada

I'm a doctor

7

Hello

My name is Betty

I'm 15 years old

I'm from America

I'm a student

8

Hello

My name is Nancy

I'm 25 years old

I'm from Indonesia

I'm an athlete

9

Hello

My name is Rose

I'm 40 years old

I'm from Wales

I'm a nurse



Alright, now complete this dialogue below. I introduce Tina to my mom. What should I say?

Task 42






Complete the dialogue below. Budi introduces Tina to his mom. What should he say?

1



Hi Budi.





- a. I live at Rantau st, No. 06, Gresik. My house is next to your house.
- b. Yes, we are.
- c. Hi, mom.
- d. Mom, this is Tina. She is my classmate. Tina, this is my mom.
- e. It's nice to meet you too, Mrs. Aisyah.

Task 43**Read the conversation between Budi, Tina and Ani and answer the following questions!**

Budi : Hi, Ani
Ani : Hi, Budi
Budi : Where are you going?
Ani : I'm going home.
Budi : We are going to eat lunch at canteen. I'm with my friend.
Ani : Oh, I see.
Budi : Have you two ever meet each other?
Ani : No, we have not.
Budi : Ani, this is Tina. Tina, this is Ani.
Tina : It's nice to meet you Ani.
Ani : It's nice to meet you too Tina. Where are you from, Tina?
Tina : I'm from Surabaya, but I live in Gresik with my uncle.
Ani : I am from Yogyakarta, I have been living here for 3 years. How did you know Budi?
Tina : He is my neighbor. He always helps me.
Ani : He is a nice friend. Oh, I'm sorry, it's nice to talk with you, but I must go home now. See you guys.
Budi : Okay, see you next time, Ani.
Tina : See you, Ani.



1. Who was the introducer?
2. Who were to be introduced?
3. Were they in formal situation? Why?
4. What did Budi say when he introduced Tina to Ani?
5. What did Tina and Ani say when they were introduced?

Task 44**Meet Ben. Read his personal information. Then introduce him to one of your classmates. Record your dialogue using your smartphone. Then submit it to your teacher.**


Hi, I'm Ben. I'm 13 years old. I'm a student. I'm in seventh grade. I study in SMP Islamic Qon. I'm from Bandung. But right now, I live in Gresik. I have a brother and a sister. My brother is Bobby and my sister is Betty. My parents are Johan and Jane. We live in a big house. We don't have any dog but cat. My favorite room in the house is the living room and my bedroom. I like cleaning it.

In my spare times, I like to go to the movies. I love action movies. My favorite movie is Transformers. I love the first and second movie. But I don't like the third one. I like music too. I like electronic music. My favorite artist is Linkin Park. My favorite sport is soccer. My favorite soccer player is Ronaldo. He is awesome. People call him CR7.


I like reading. I usually read novel. That's why I have a lot of novel books.
I like traveling a lot. I want to travel to Hawaii. I love to go to the beach.
My favorite food is Feijoada. It's delicious.
I love English because I like the pronunciation of words. The sound is really good.



CREATING



After you know how to introduce someone to someone else, now try to complete these dialogues.



Always look at the table if you do not remember the expression of introducing others.

Task 45 Complete these dialogues of introducing others!

Marni : Dr. Hasan Sadily, _____ (1)
my good friend, this is Ms. Rita. She is a friend from college.

Rita : Nice to meet you, _____ (2)?

Hasan : I am fine, thank you, and you?

Rita : _____ (3), thank you.

Rita : Are you originally from Bandung too?

Hasan : No. I am native Jakartan.

Marni : Sir, Ma'am, let's get inside, session two will start soon.

Source of text:

<https://blogs.transparent.com/indonesian/introduction-perkenalan-dialogue/>

Marni : Rit, _____ (4) my good friend, Hasan.

Rita : Pleased to meet you.

Hasan : Pleased to meet you too. Are you and Marni know each other long?

Rita : We are friends from college.

Hasan : Oh yeah? Are you from Bandung too?

Rita : No. I am a native Jakartan.


Hasan : Well, it seems like both of us native Jakartan. _____?

Rita : I live In Menteng.


Hasan : We are neighbors, then.

Marni : Yeah, both of you could do your morning walk together.

Hasan and Rita: Why not?




One of the dialogues is a formal dialogue. Guess which one it is. Discuss it with your classmate.



Work in a group of three students, write 5 dialogues based on these **following situations**.


Task 46 Write 5 dialogues based on these following situations!

1. Shayla is a new student. She is from United States. She lives in Jakarta with her grandmother. She is in seventh grade. She goes to school by bicycle. She likes reading and listening to music. Introduce her to one of your classmates!
2. You get a scholarship. Your teacher visits your house to celebrate your success in the evening. Introduce your parents to your teacher.
3. Your sister is two years younger than you. She is in fifth grades. She likes English very much. She likes reading and cooking. Her favorite food is meatball. You live together with your sister. You and your sister are registered in English club. You know well how to do self-introduction and making friends. But your sister is too shy. Help your sister to find new friends. Introduce her to your friends.
4. You come to Maria's house. You ask Maria to accompany you to pick your brother up at the port. At first, Maria refused it because she had to finish her assignment. You make Maria sure that you would help her to finish the assignment if she agrees to go with you. Finally, Maria accepted your invitation. When Maria meets your brother, you introduce her to him, that you and her age are the same. She is from USA but now she lives in Gresik. She is your classmate always go to school together. She likes singing, and jogging.
5. Your brother wants to be a singer. You help her by introducing her to your friend. Your friend is a professional singer. He has released two albums and has a studio recording. Your friend fifth years older than you. He is from Jakarta. Now he lives in Gresik. His favorite artist is Queen. He likes drawing too.



Now you have written dialogues of introducing others.

Read them loudly, then practice to pronounce the dialogues slowly, clearly and carefully. Then make group of three students. Perform the dialogues in front of class.

**Task 47** Work in group of three students. Perform the dialogues in front of class!**Task 48** Introduce someone to someone else. Record the conversation using smartphone!

REINFORCEMENT

Okay guys. Now you have learnt how to introduce others. Let me know how much you've learnt it. Put a tick (✓) in the right box according to how much you have learnt.



Task 49

Put a tick (✓) in the right box according to how much you have learnt the topic!

Aspects	Very Much	Much	Little
Introducing Others	<input type="checkbox"/>	<input type="checkbox"/>	<input type="checkbox"/>



Now make a summary of introducing others you have learnt.

Task 50


Make a summary of introducing others you have learnt!

1. In this topic I have learnt about:

2. I don't understand about:

3. What do you have to do to master the topic you do not understand?

4. The summary of this unit is:



REFERENCES

The Free Dictionary by Farlex. 2003. *"Introduce"*. <https://www.thefreedictionary.com/introduce>. Retrieved on October 31, 2017.

Quora. _____. *"What's the common and polite way to ask someone's age when being invited to his/her birthday party"*. <https://www.quora.com/Whats-the-common-and-polite-way-to-ask-someones-age-when-being-invited-to-his-her-birthday-party>. Retrieved on November 1, 2017.

Free English Study. 2015. *"Introducing Others"*. <http://www.free-english-study.com/speaking/introducing-others.html>. Retrieved on November 7, 2017.

Transparent Language. September 28, 2014. *"Introduction - Perkenalan"*. <https://blogs.transparent.com/indonesian/introduction-perkenalan-dialogue/>. Retrieved on November 14, 2017.

UNIT 3

WHAT TIME IS IT?

Hello. In this unit, you will learn how to:


1. Tell time
2. Tell date
3. Tell day
4. Tell month





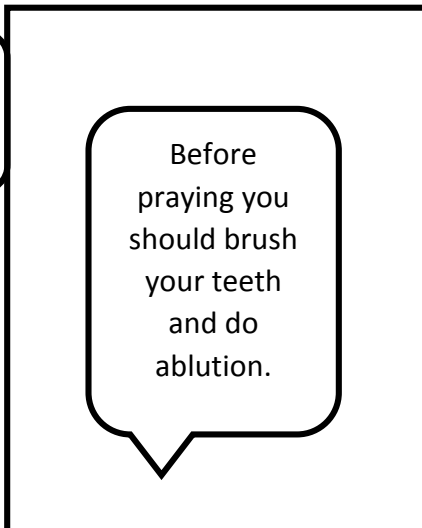
TABLE OF CONTENTS

TABLE OF CONTENTS	1
TELLING THE TIME	2
Building Up	2
Observing and Questioning	5
Looking for Information	17
Associating	54
Creating	60
Reinforcement	63
THE DAYS OF THE WEEK	64
Building Up	65
Observing and Questioning	67
Looking for Information	70
Associating	84
Creating	90
Reinforcement	92
MONTHS OF THE YEAR	94
Building Up	95
Observing and Questioning	98
Looking for Information	104
Associating	115
Creating	121
Reinforcement	124
TELLING THE DATE.....	125
Building Up	126
Observing and Questioning	128
Looking for Information	134
Associating	145
Creating	150
Reinforcement	153
REFERENCES.....	154

Telling the Time



BUILDING UP





That's great. Can you show me?



Here it is. This is my activity schedule.

TIME	SUNDAY ACTIVITIES
04:00 AM	Wake up
04:10 AM	Brushing teeth and do ablution
04:15 AM	Praying
04:30 AM	Making a bed and sweeping a floor
05:00 AM	Jogging
06:00 AM	Taking a shower
06:15 AM	Get dressed
07:00 AM	Eating breakfast
07:30 AM	Watering plants
08:00 AM	Washing clothes
09:00 AM	Drying clothes
09:30 AM	Watching TV
10:00 AM	Going to public library
12:00 PM	Coming back home
12:15 PM	Praying
01:00 PM	Nap time
02:00 PM	Lunch time
02:30 PM	Play time
03:00 PM	Praying
03:15 PM	Study and do homework
05:00 PM	Take a shower
06:00 PM	Praying
06:15 PM	Reading Quran
07:00 PM	Praying
07:15 PM	Eat dinner
08:00 PM	Relaxing
09:30 PM	Going to bed


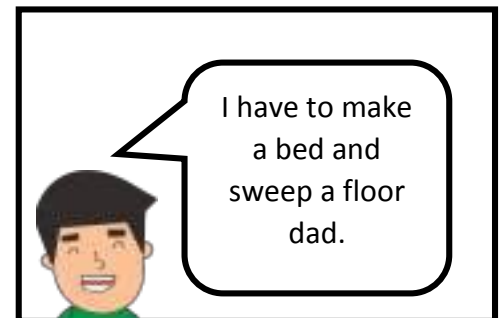


Today is Sunday, so I do not go to school. But, even though It's a day off, I still have many things to do.

I know You know how to manage your time Budi.

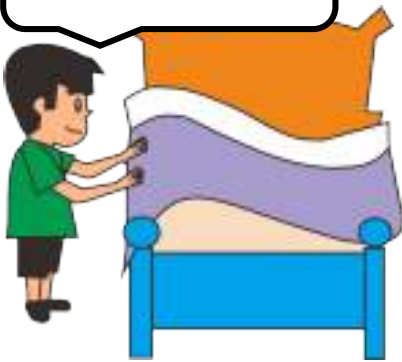


It makes you more efficient.



OBSERVING AND QUESTIONING

Hello friends. Now I'm making a bed.



While I'm making a bed, what if we discuss about telling the time? Do you know what it is? Do you know how to read a clock? Have you ever asked time to someone before?



This is a clock. You must have a clock in your house. It's an important device. A clock is a device used to tell the time. Before you tell the time to someone, you must know how to read a clock first.



If you see at a clock, you will find several numbers on it. Do you know how to read numbers? now look at the clock and table.



How many numbers you can find on this clock? There are twelve numbers! Do you know how to say numbers in English?



Now let's learn how to say numbers in English.



Numbers of clock	How to Say in English
1	One
2	Two
3	Three
4	Four
5	Five
6	Six
7	Seven
8	Eight
9	Nine
10	Ten
11	Eleven
12	Twelve
13	Thirteen
14	Fourteen
15	Fifteen
16	Sixteen
17	Seventeen
18	Eighteen
19	Nineteen
20	Twenty
21	Twenty-one
22	Twenty-two
23	Twenty-three
24	Twenty-four
25	Twenty-five
26	Twenty-six
27	Twenty-seven
28	Twenty-eight
29	Twenty-nine
30	Thirty

Numbers of clock	How to Say in English
31	Thirty-one
32	Thirty-two
33	Thirty-three
34	Thirty-four
35	Thirty-five
36	Thirty-six
37	Thirty-seven
38	Thirty-eight
39	Thirty-nine
40	Forty
41	Forty-one
42	Forty-two
43	Forty-three
44	Forty-four
45	Forty-five
46	Forty-six
47	Forty-seven
48	Forty-eight
49	Forty-nine
50	Fifty
51	Fifty-one
52	Fifty-two
53	Fifty-three
54	Fifty-four
55	Fifty-five
56	Fifty-six
57	Fifty-seven
58	Fifty-eight
59	Fifty-nine
60	Sixty

Now practice to say, spell and pronounce them one by one. First, listen carefully to the audio. Second, repeat the words after the audio, one by one.



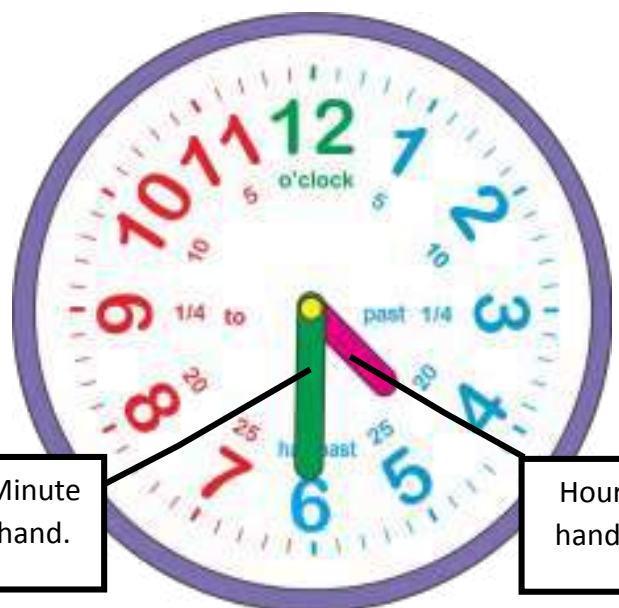
Audio
44

After learning clock numbers, now let's learn how a clock works. Clocks measure time in hours and minutes, and have an hour hand (that moves forward one clock number every hour) and a minute hand (that moves forward one tick every minute). The hour hand is shorter (pink), and the minute hand is longer (green).

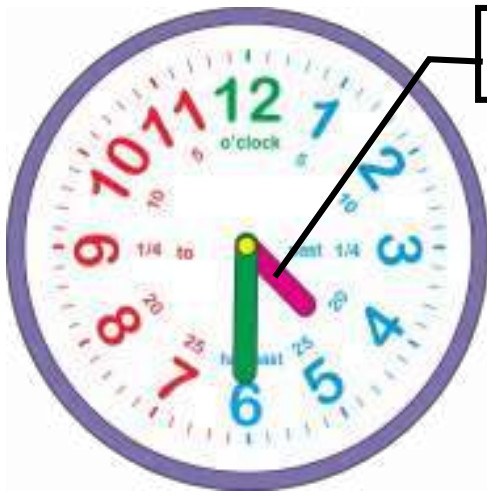


Source of text:
https://www.wyzant.com/resources/lessons/math/elementary_math/telling_time

Minute
hand.



Hour
hand.



Hour hand

The hour hand is the shorter of the two clock hands. It moves from one clock number to the next every hour, and it makes one complete rotation around the clock every 12 hours since there are 12 clock numbers on each clock.



Source of text:
https://www.wyzant.com/resources/lessons/math/elementary_math/telling_time

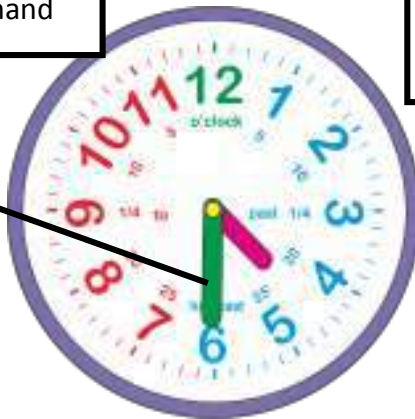
Look at which clock number the hour hand is pointing to. That is the number you will use for the hour.



Many times, the arrow will not be pointing exactly at the number; in that case, you would look at which number it was at most recently.



Minute hand



Source of text:
https://www.wyzant.com/resources/lessons/math/elementary_math/telling_time

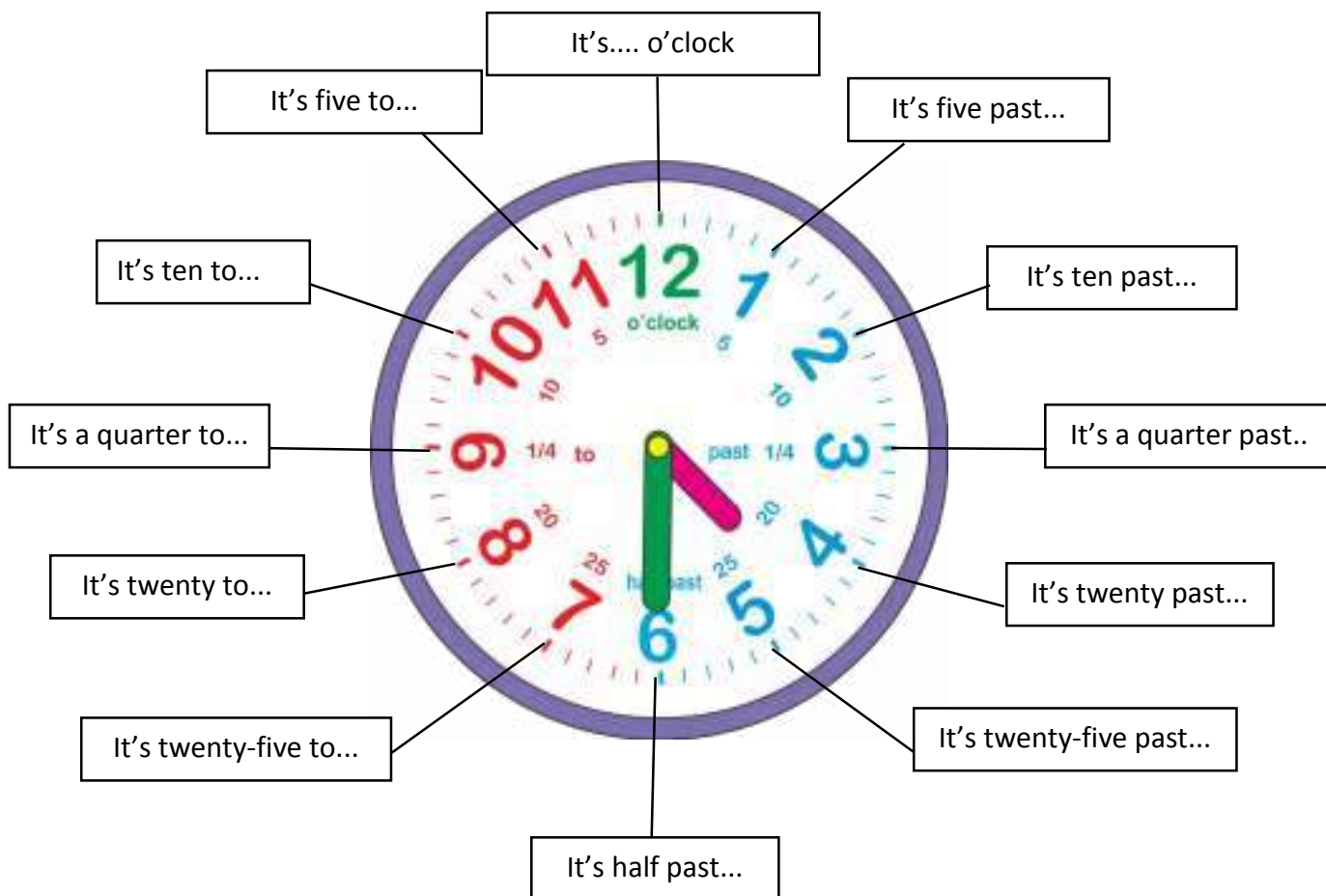
Now let me explain about the minute hand. The minute hand is the longer of the two hands. It points to the minutes that have passed since a new hour began. It makes one rotation around the clock every hour. If the minute hand is pointing to a clock number, that means the number of minutes is a multiple of 5 (5, 10, 15, 20 etc.) and you would give that number as the number of minutes.



A clock is split up into 12 sections, and each section is worth 5 minutes (because $5 \times 12 = 60$, and there are 60 minutes in an hour). One complete trip around the clock by the minute hand means that one hour has passed.

Source of text:
https://www.wyzant.com/resources/lessons/math/elementary_math/telling_time





You can see that there are three various numbers on the clock face. They are red, blue, and green. The blue numbers are 'minutes past' and the red numbers are 'minutes to' and the green one means 'o'clock'. What do they mean? I know now you are confusing but don't worry, I will explain step by step.

Well, reading a clock takes practice, but after you learn how, it's very easy to do!

Source of text:
https://www.wyzant.com/resources/lessons/math/elementary_math/telling_time

Now I will show you how to tell the time in 3 simple steps.

First, read the number at the end of minute hand.

Source of text:
<https://easyreadtometeacher.com/au/how-to-tell-the-time/?v=b718adec73e0>

In our case, it would be '30' so you can say 'half past'. Because 30 minutes is half of 1 hour.

Minute hand

5 minutes

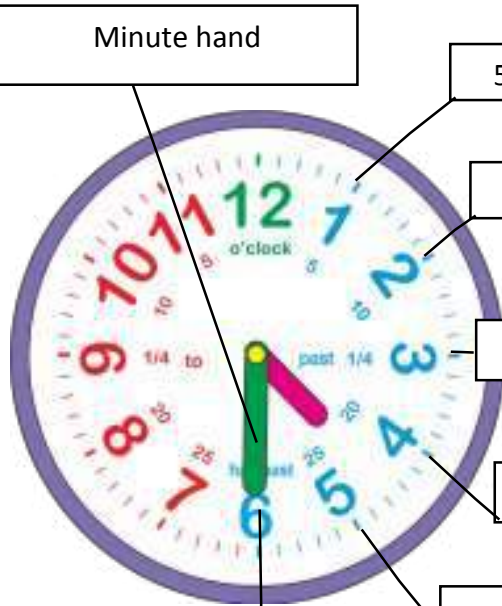
10 minutes

15 minutes

20 minutes

25 minutes

30 minutes



Next step is, say which side the minute hand is pointing to: 'minutes to' is the red side and 'minutes past' is the blue side.

Source of text:
<https://easyreadtimeteacher.com/au/how-to-tell-the-time/?v=b718adec73e0>



On our clock, the long hand is on the blue side so it's 'minutes past'.

And the final step is reading the number at the end of the hour hand.

Source of text:
<https://easyreadtimeteacher.com/au/how-to-tell-the-time/?v=b718adec73e0>



hour hand

The hour hand is half way between the 4 and the 5, you would use 4 as the hour number.

Put it all together so you will get: 'It's half past four'.

Hour hand




If the minute hand is pointing to the clock number 7 (red numbers), you would say '25 minutes to'. The hour hand is half way between the 4 and the 5, you would use 5 as the hour number. Put it all together so you will get:

'It's 25 minutes to five'.



Audio
45



Do you get it? If you are still confusing, don't worry, I will give you more detail examples. Now pay attention on me.



Look at the clock, what time is it?
It's four o'clock.



Look at the clock, what time is it?
It's five past four.



Look at the clock, what time is it?
It's ten past four.



Look at the clock, what time is it? **It's quarter past four.**



Look at the clock, what time is it? **It's twenty past four.**



Look at the clock, what time is it?
It's twenty five past four.



Look at the clock, what time is it? **It's half past four.**



Look at the clock, what time is it?
It's twenty-five to five.





Look at the clock, what time is it? **It's twenty to five.**



Look at the clock, what time is it? **It's quarter to five.**



Look at the clock, what time is it? **It's ten to five.**



Look at the clock, what time is it? **It's five to five.**



Look at the clock, what time is it? **It's five o'clock.**



Say the minutes first and then the hour.
(Minutes + PAST / TO + Hour).

For minutes 1-30 we use **PAST** after the minutes.
For minutes 31-59 we use **TO** after the minutes.

https://www.vocabulary.cl/Basic/Telling_Time.htm



What is *o'clock*?
O'clock is used when there are NO minutes.
For example:
1:00 - It's one o'clock.

https://www.vocabulary.cl/Basic/Telling_Time.htm



You can easily figure this out by counting by 5s around the clock.
However, if the minute hand is in between two clock numbers, you have to count by 5s until you get to the nearest clock number, and then count up by ones to figure out how many minutes you have.



Little slashes for each minute

Minute hand

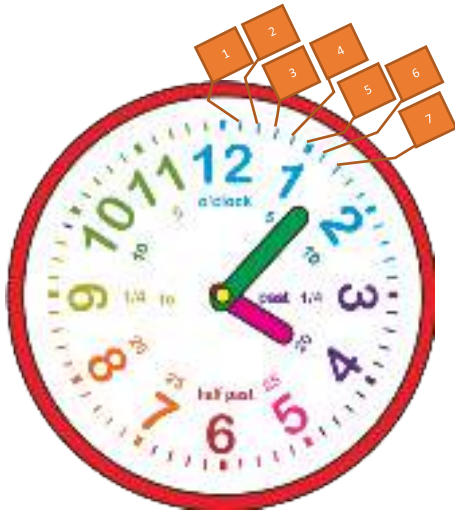
Now, notice that the minute hand is between the 1 and the 2.



You would estimate where the hand is actually pointing. Some clocks have little slashes for each minute, while others do not. In my clock example, we have the little slash around the edge to make it easier to read.

Source of text:
https://www.wyzant.com/resources/lessons/math/elementary_math/telling_time





Read how many minutes it has passed. In this example, the minute hand is pointing to the 7. Thus, to tell the time, you would say it is 4:07, which is read "seven past four."



Use **AT + TIME** when giving the time of a specific event. For example:

1. The class starts **at** seven o'clock in the morning.
2. The flight leaves **at** ten to three.



Source of text:
https://www.vocabulary.cl/Basic/Telling_Time.htm

Use **IT IS + TIME** to answer a question that asks for the time right now. For example:

1. What time is it? **It's** half past four.
2. What time is it? **It's** twenty to five.



Source of text:
https://www.vocabulary.cl/Basic/Telling_Time.htm



It's also important to know that there are three expressions for 12:00 in English.

- twelve o'clock
- midday = noon
- midnight



Source of text:
https://www.vocabulary.cl/Basic/Telling_Time.htm

Alright I think now you know how to read clock, especially analog clock. How about digital clock?



I have a digital watch. My dad bought one for me last year. Let me show you.



TADAAA...! This is my digital watch. Before you learn how to read digital clock, you need to know the parts of digital clock first.



The hour

The minute

The colon

The two 12-hour periods (a.m. & p.m.)

Source of text:
<https://downloads.bbc.co.uk/skills/maths/ma25time-e3-f-using-a-digital-clock.pdf>

- The first digits tell you **the hour**.
- **The colon** separates the hours from the minutes.
- The last two digits tell you **the minutes**.
- The two 12-hour period (a.m. & p.m.) tell you what time of day it is.

A digital clock has no hand (hour hand and minute hand). It displays the time in numbers (digits).

Source of text:
<https://downloads.bbc.co.uk/skills/maths/ma25time-factsheet/ma25time-e3-f-using-a-digital-clock.pdf>

Look again at my watch. Do you know what time it is?

Source of text:
<https://downloads.bbc.co.uk/skills/maths/ma25time-factsheet/ma25time-e3-f-using-a-digital-clock.pdf>

Notice to these clocks. Actually, these analog and digital clocks have the same time. **It's quarter to five.**

It's really important to remember this.

15 minutes

There are 15 minutes in a quarter hour.

30 minutes

There are 30 minutes in a half hour.

45 minutes

There are 45 minutes in three quarters of an hour.



There is another way to tell time. Say the hour first and then the minutes. (Hour + Minutes). When reading a digital clock, it's simpler if you say the hour first and then the number of minutes. I will give you examples how to say the both ways.



Audio
46

It's four
fifteen or
quarter past
four.



It's four
thirty or half
past four.



It's four
forty-five or
quarter to
five.



It's really simple and
easy, right? If you have
a digital clock. It will
help you to learn fast.



Sometimes I do not
wear my digital watch
when I go to school
because there are wall
clocks in the school.



What about you?
Do you know how
to ask for the time?
Being able to ask
for the time is a
very valuable skill.



The common
question forms
English people use to
ask for the time right
now are:
What time is it?
What is the time?



Source of
text:
https://www.vocabulary.cl/Basic/Telling_Time.htm

A politer way to ask for
the time, especially from
a stranger is:
**Could you tell me the
time please?**



The common question forms
English people use to ask at
what time a specific event
will happen are:
What time...?
When...?




For example:

- **What time** does the flight to New York leave?
- **When** does the bus arrive from London?
- **When** does the concert begin?






Sometimes I accompany my mom to go to traditional market. I need to wear my watch because sometimes she asks me for the time.



When my mom asks me for the time. I use **It is** or **It's** to respond to the questions that ask for the time right now. For example
It is half past five (5:30).
It's ten to twelve (11:50)


Source of text:
https://www.vocabulary.cl/Basic/Telling_Time.htm



I use the structure AT + time when giving the time of a specific event. For example:

- The bus arrives at midday (12:00).
- The flight leaves at a quarter to two (1:45).
- The concert begins at ten o'clock (10:00).


Source of text:
https://www.vocabulary.cl/Basic/Telling_Time.htm




I can also use subject pronouns in these responses.

- **It** arrives at midday (12:00).
- **It** leaves at a quarter to two (1:45).
- **It** begins at ten o'clock. (10:00).

Situation	Asking for the Time	Telling the Time
Informal	What time is it? What is the time? What time does the flight to New York leave? When does the bus arrive from London? When does the concert begin? <div>Source of text: https://www.vocabulary.cl/Basic/Telling_Time.htm </div>	It is half past five (5:30). It's ten to twelve (11:50) The flight leaves at a quarter to two (1:45). The bus arrives at midday (12:00). The concert begins at ten o'clock. (10:00) It arrives at midday (12:00). It leaves at a quarter to two (1:45). It begins at ten o'clock. (10:00) <div>Audio 47</div>
Formal	Could you tell me the time please?	It is half past five (5:30). It's ten to twelve (11:50)



Now, read aloud the examples of asking for and telling the time expressions in the table loudly and clearly. You must listen to the audio first then repeat after it.



Please remember that, once you can read the hour and minutes, you may also be asked whether it is A.M. or P.M. We use a.m. (am) for the morning and p.m. (pm) for the afternoon and night.

For example:

3 a.m. = Three o'clock in the morning.
 3 p.m. = Three o'clock in the afternoon.

Source of text: https://www.vocabulary.cl/Basic/Telling_Time.htm



Before we learn more about asking and telling the time. I have some questions for you.

Answer these questions!

2. Why is reading clock skill very important?
3. How many ways are there to read clock?
4. What is the difference between hour hand and minute hand?



If you still don't understand my explanation about telling the time, write down the things that make you confuse and make questions you want to know more about the topic.

Task 51

Write down what make you confuse and make questions you want to know more about the topic!

I still do not understand about:

1. _____

2. _____

3. _____

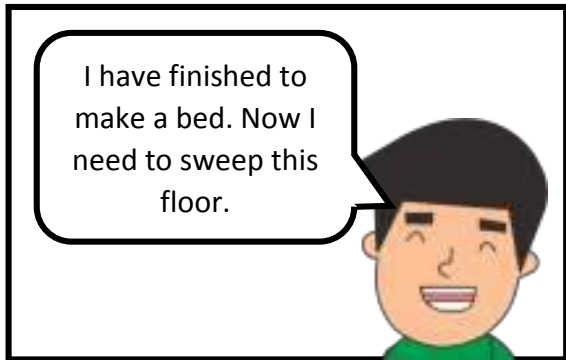
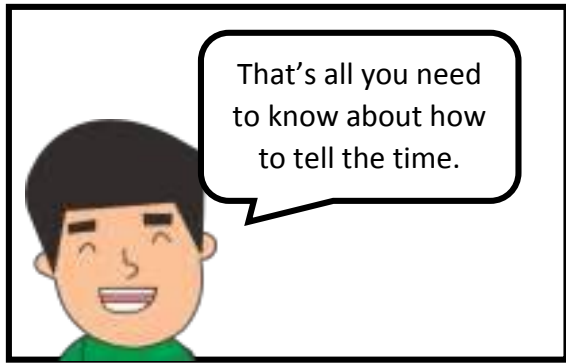
I want to know more about:




1. _____



2. _____


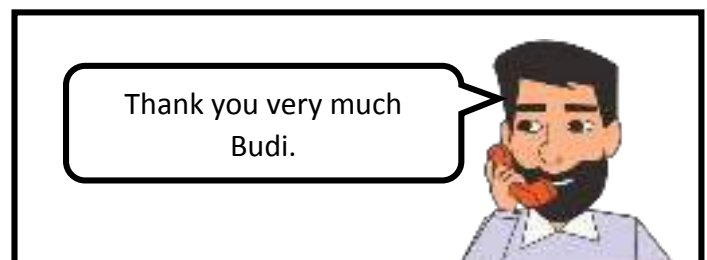
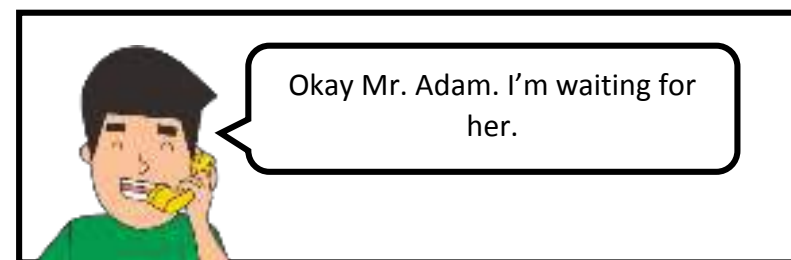

3. _____




LOOKING FOR INFORMATION





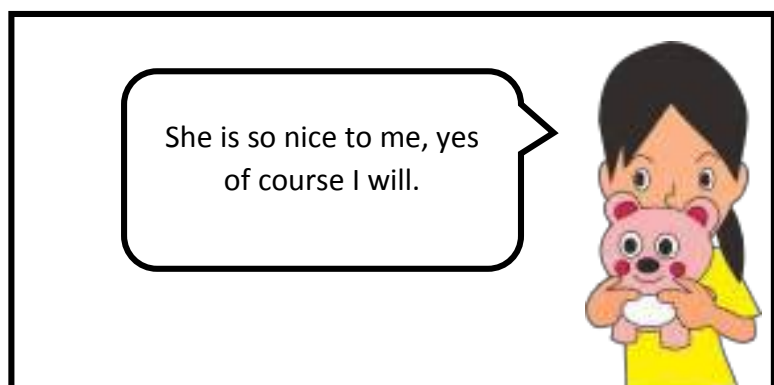
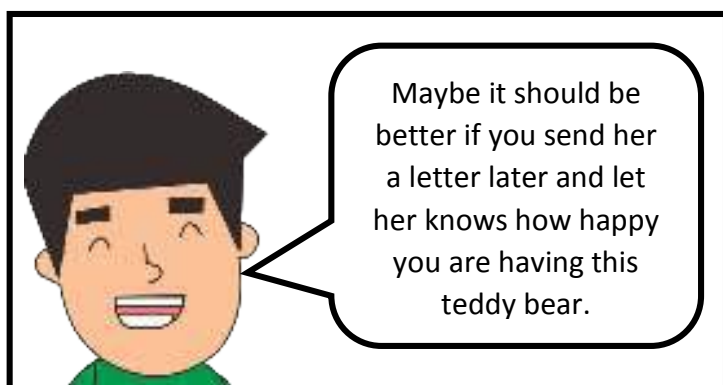
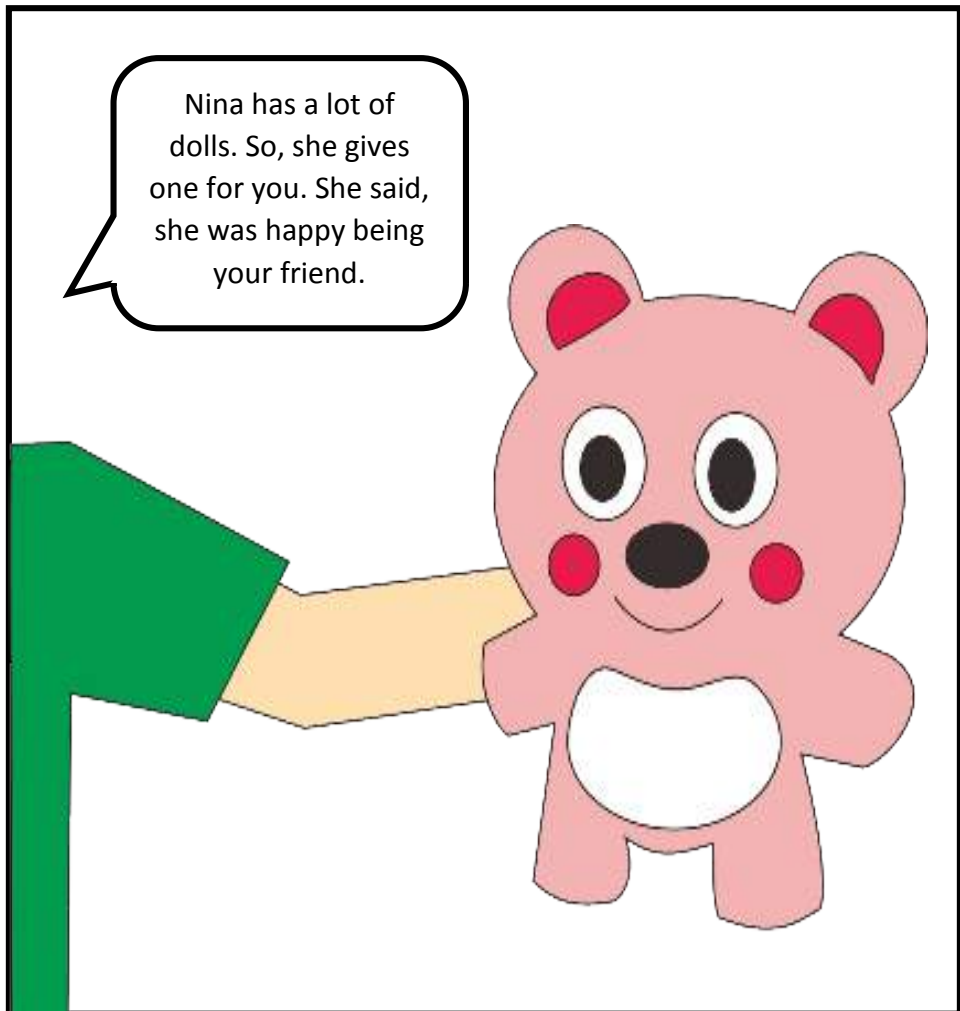

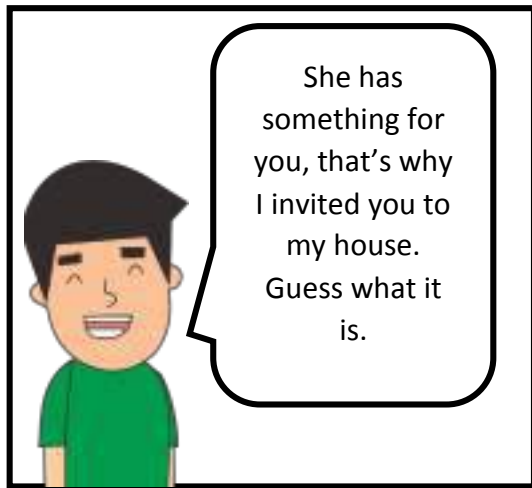












Audio
49

Tina, this is Sunday, right? what is your activity in Sunday?

I have many activities even on Sunday. But I think today I'm completely free. **What time is it?**



It's five minutes past five, why?

I used to go jogging at five o'clock in the morning. But now I don't, because my uncle does not let me go out alone. This city is new to me. He is afraid I will be lost.

On Sunday, I always go jogging at five o'clock in the morning. What if we go jogging together? Don't worry, I know this city well.

It sounds interesting! Okay let's go.

Okay, but I must tell my mom first.

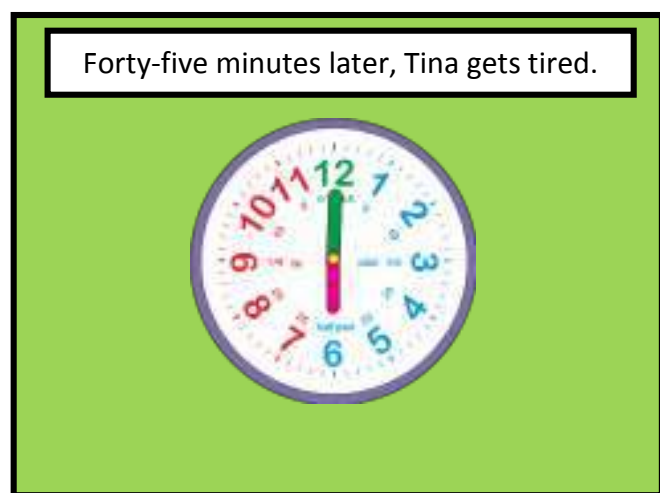

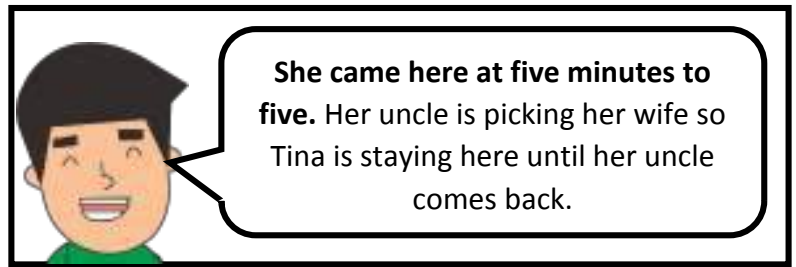
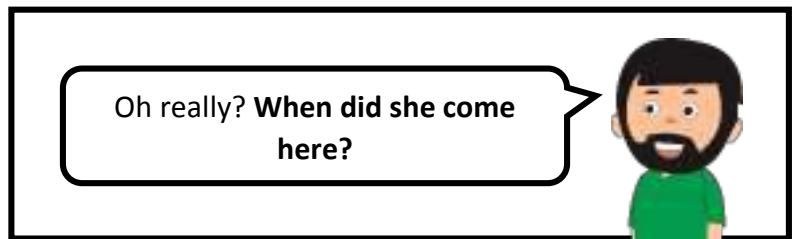
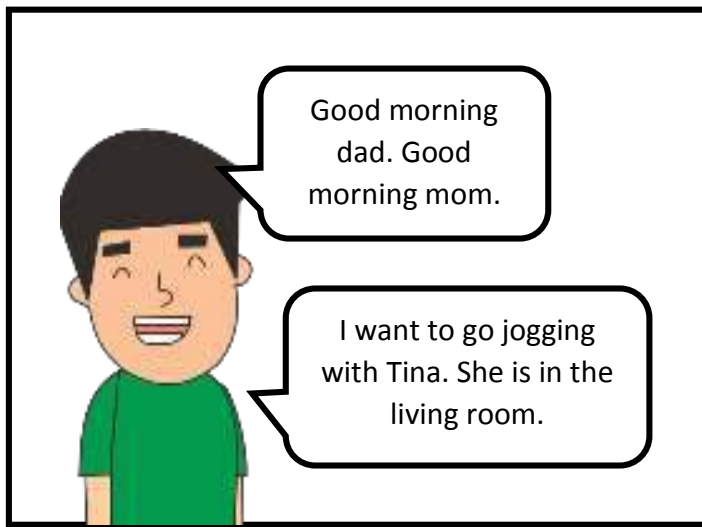
Alright, Budi. Where are they?





They are in the garden.

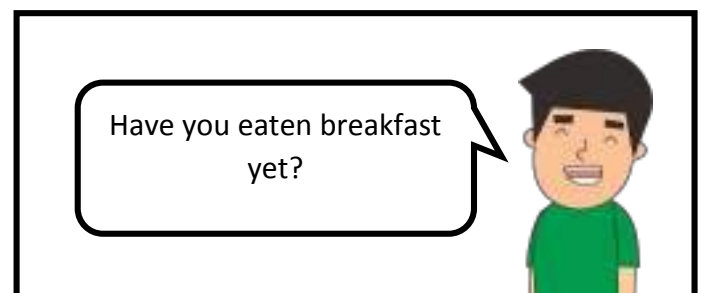
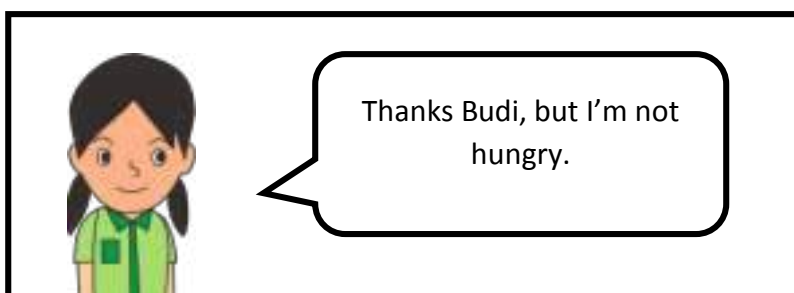


Audio
50





Good morning Budi.






Good morning Budi.









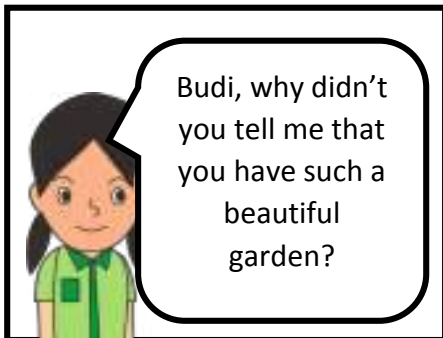


30 minutes later..

Oh, wow this is beautiful.



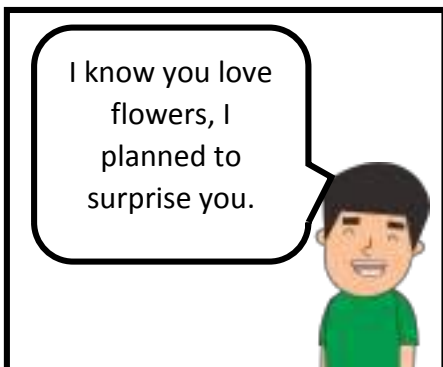
Budi, why didn't you tell me that you have such a beautiful garden?



I was really surprised Budi, thank you very much.



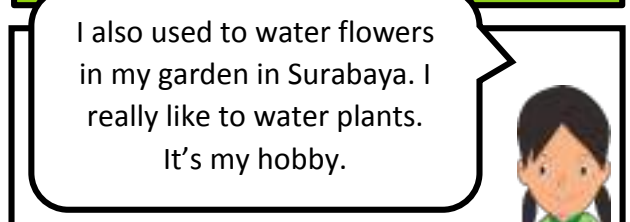
I know you love flowers, I planned to surprise you.


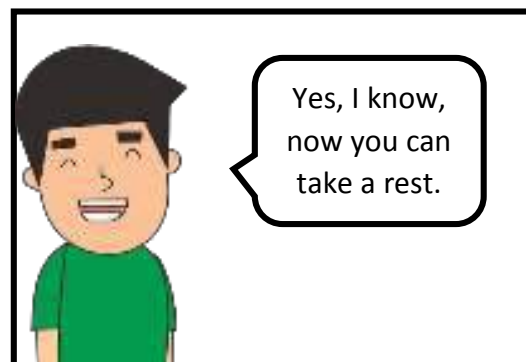
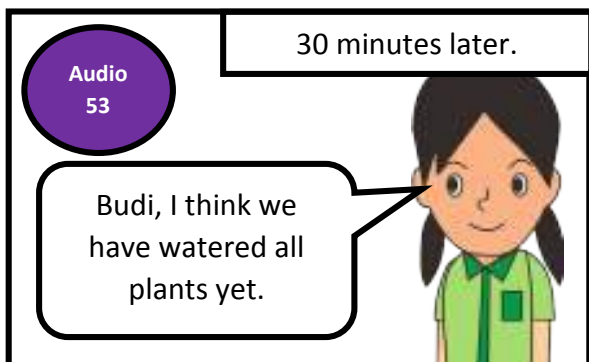



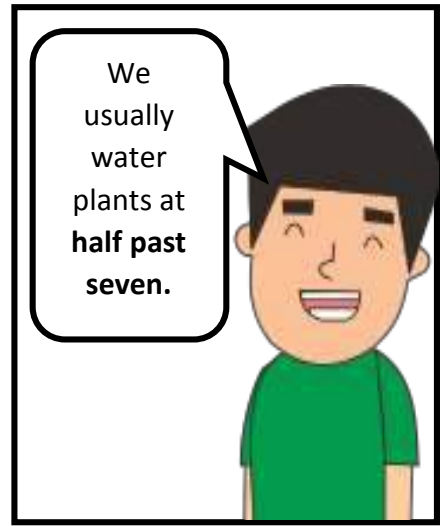

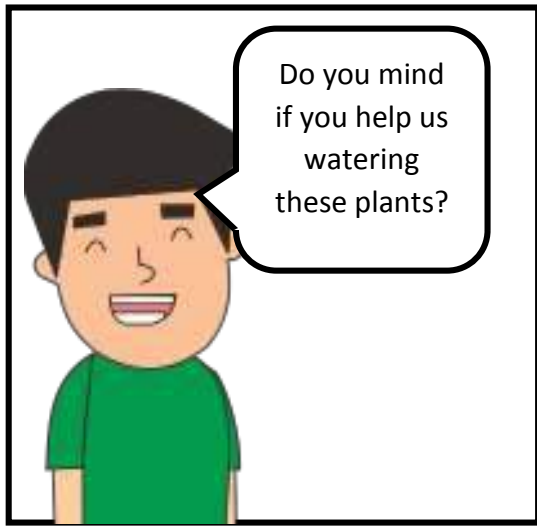






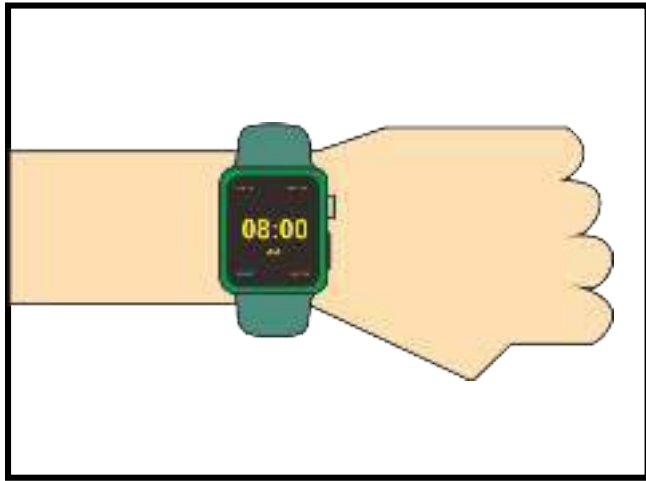
You are welcome Tina, we always take care of this garden. We water these flowers every morning.







I also used to water flowers in my garden in Surabaya. I really like to water plants. It's my hobby.









After jogging, taking a shower, getting dressed, eating breakfast, watering plants, washing clothes, drying clothes, Budi takes a rest and watches TV with Tina in the rest room. Suddenly, Tina remembers about something.



Budi, yesterday I forgot to buy food for my cat. Do you have plan to go out? If you do, can you please accompany me to buy cat's food?





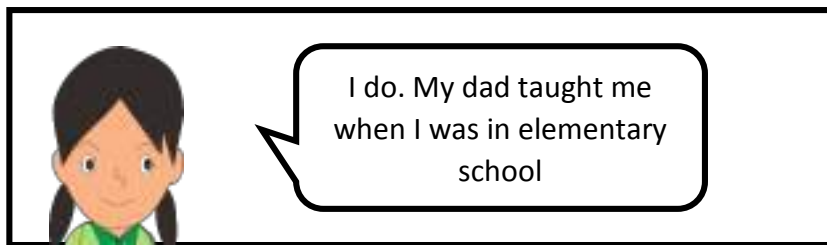
Today I have planned to go to public library. I need to borrow an English grammar book. The cat's food store is near to public library. Of course I will accompany you.



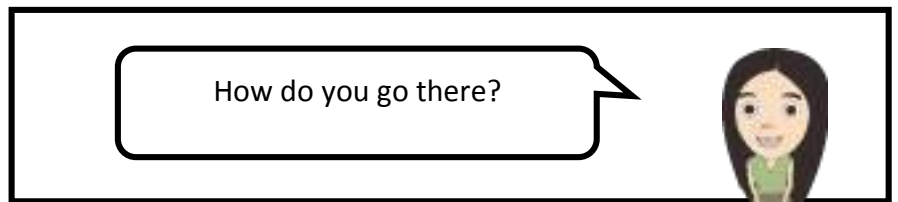




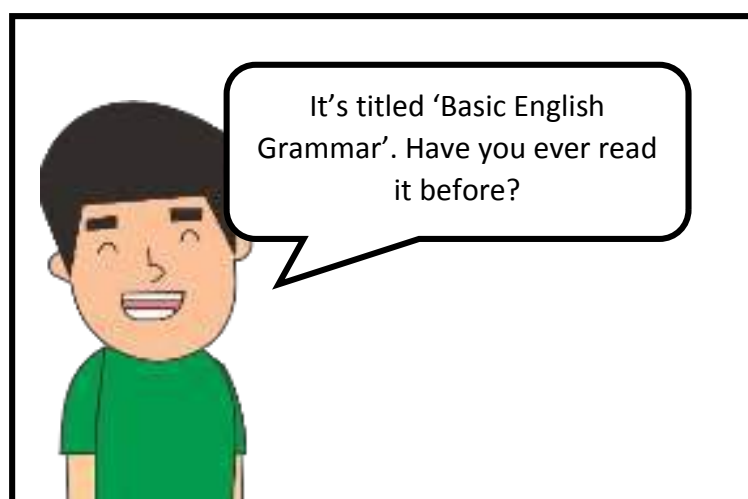
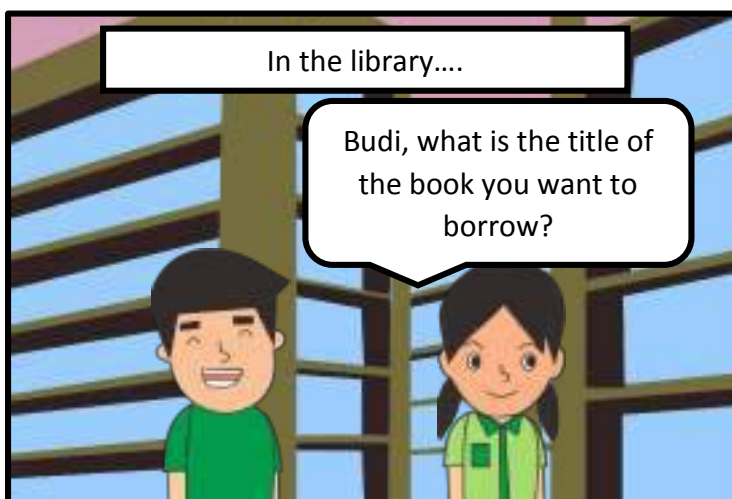

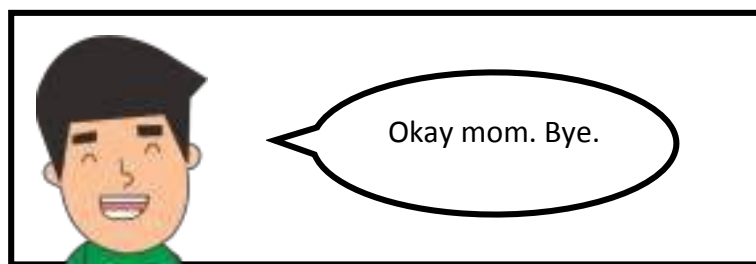
How far is the public library?

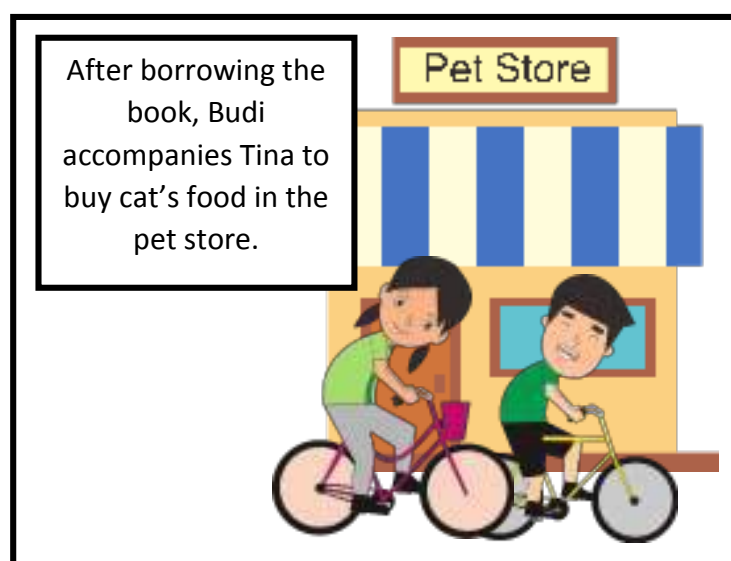


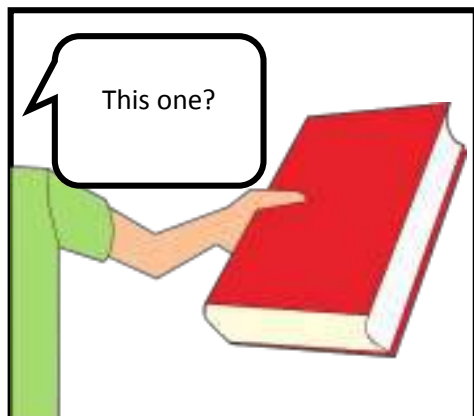
It's near from here. But we still need bicycles. We have two bicycles here. Do you know how to ride bicycle?











After getting English grammar book and cat's food, Budi and Tina come back home.



Mom.
I'm
home.



Welcome back
home Budi. Have
you gotten the
book and the cat's
food?



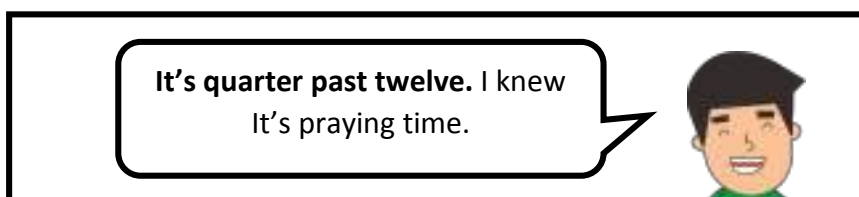
Yes, I
have.



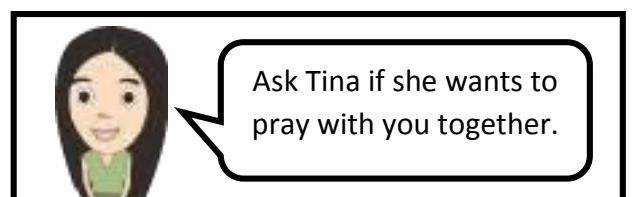
Alright, by the
way, **don't you
know what
time is it?**

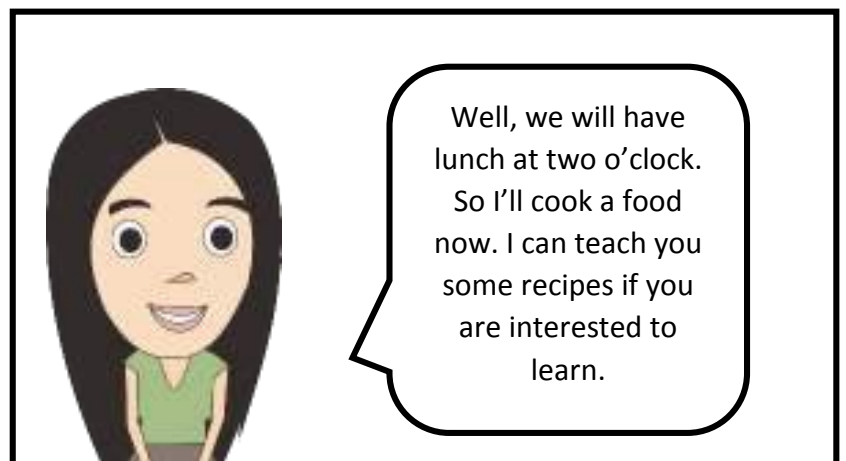





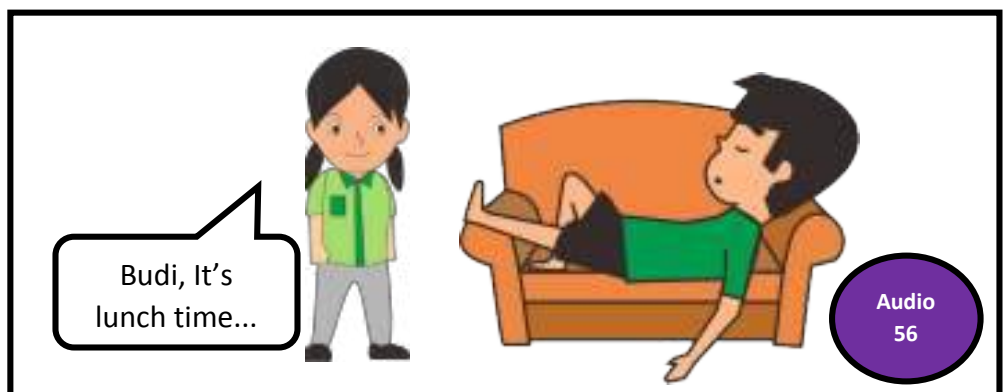



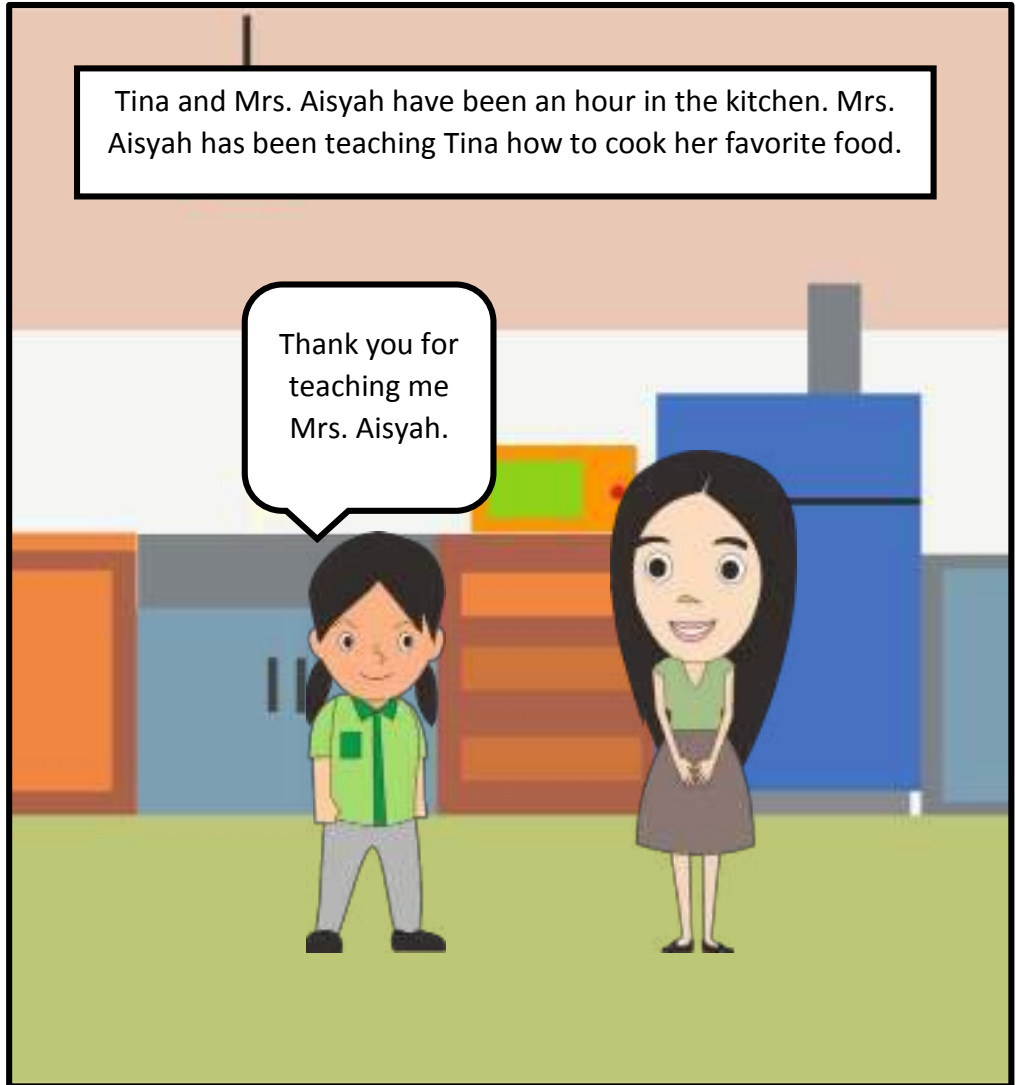
It's quarter past twelve. I knew
It's praying time.






Ask Tina if she wants to
pray with you together.









Tina, what do you think about this food? Do you like it?



Oh wow, this is so delicious.



Thank you Tina.



I'm full now.



Me too.



Tina, have you ever played video game?



No, I have not. Why? Do you have a video game?



Tina and Budi are playing video game together.

Yes, I have. Let's play video game. It's really fun.



Okay!



hahaha

Yay, I win.




This is really fun
Budi. It is my
first time to play
video game.



Yeah, it is. But we
don't really have
much time to
play. We have
only 30 minutes.



Oh why do
we only
have 30
minutes?



Yes. Because at three
o'clock we must go
praying.



At 3 o'clock in the
afternoon....



Audio
57

Budi, it's praying time.
Remember that after
praying, you should
do your homework.

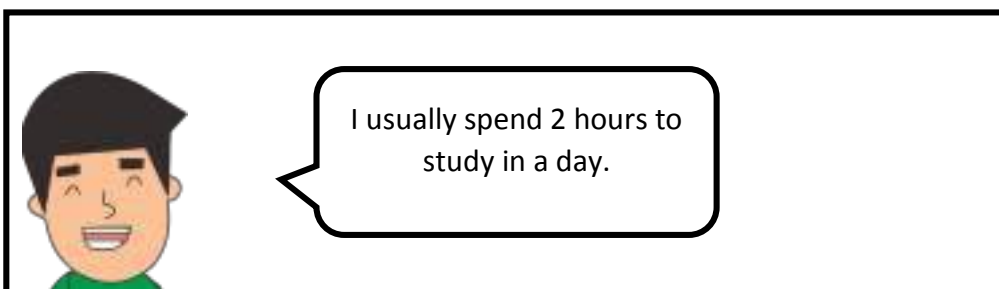

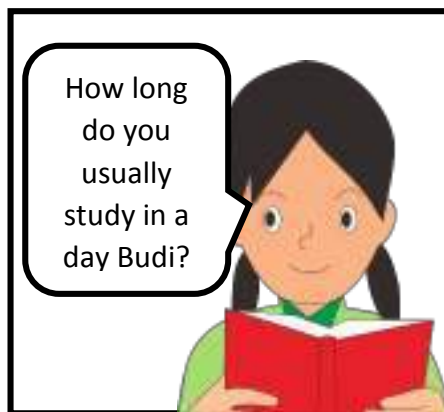
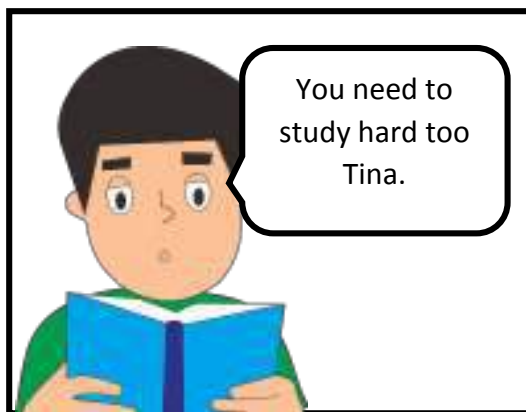





Okay
Mom.

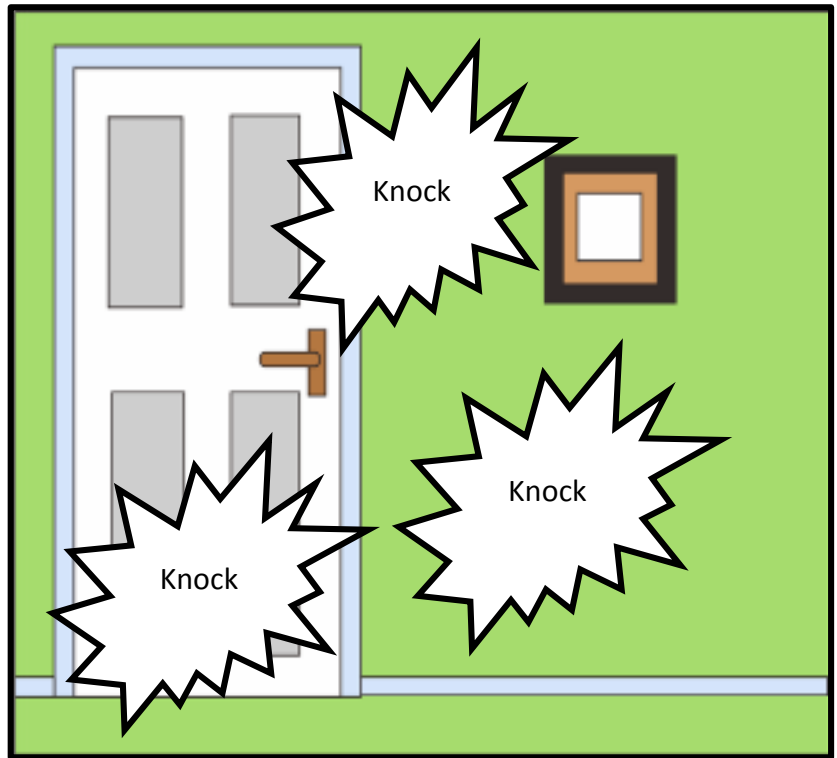


Budi and Tina are praying
together.





04:50 p.m. while Tina and Budi are studying. Mr. Ubaid comes back home from work.



Who is that?



That must be my dad. He just got home from work. I think it's enough for today. We can continue studying tomorrow.



Okay, Budi.





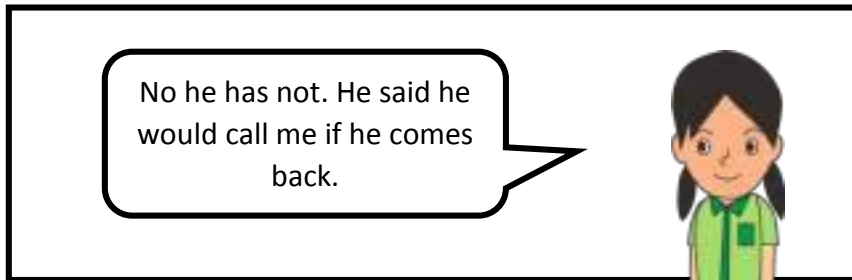


Good afternoon everyone.



Good afternoon Mr. Ubaid.

Good afternoon Dad.






After having showers and praying. Budi and Tina read Qur'an together. They read Qur'an start from quarter past six until seven o'clock in the evening.



After reading Qur'an. Budi asks Tina to pray again then have dinner together in his house.

It's dinner time Tina.



Suddenly there is a phone call.




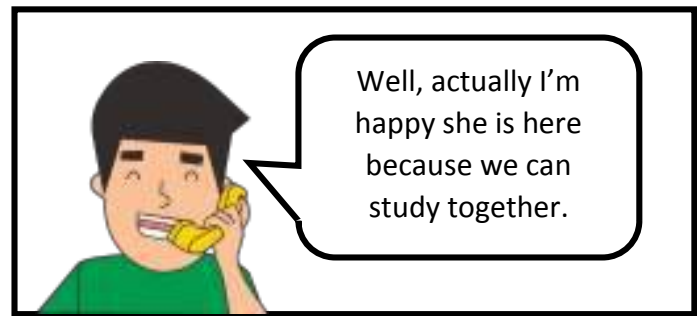

Budi, there is a phone call.

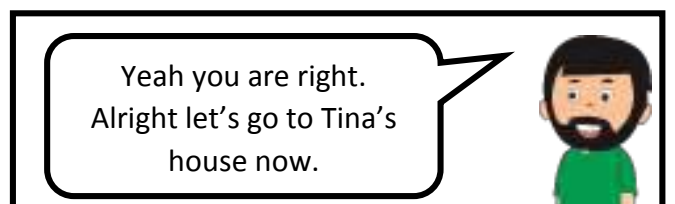



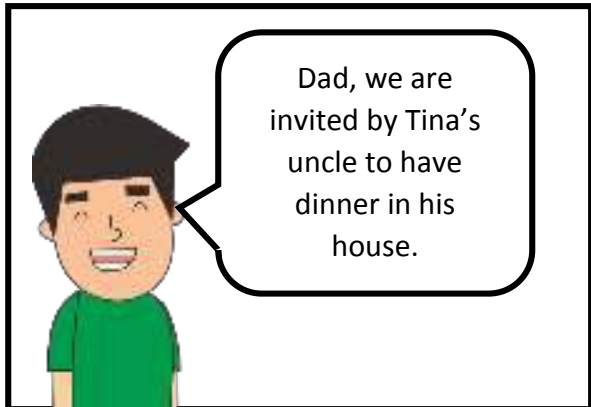


Yeah. Let me answer it.

Ring!

Ring!






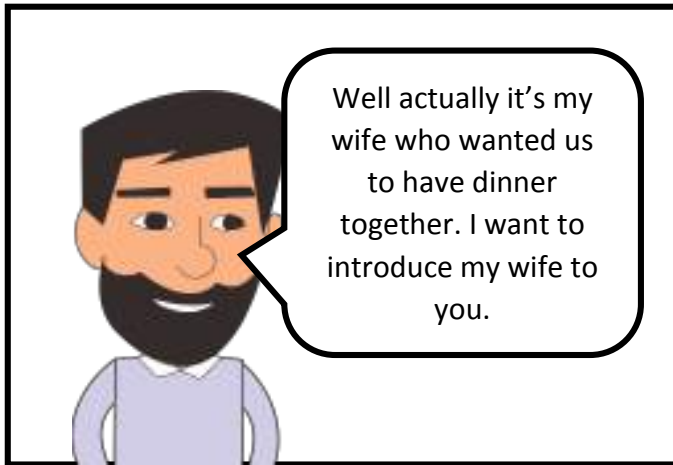





Good evening everyone.
Welcome to my small
house.



Thanks for
inviting us Mr.
Adam.



Well actually it's my
wife who wanted us
to have dinner
together. I want to
introduce my wife to
you.



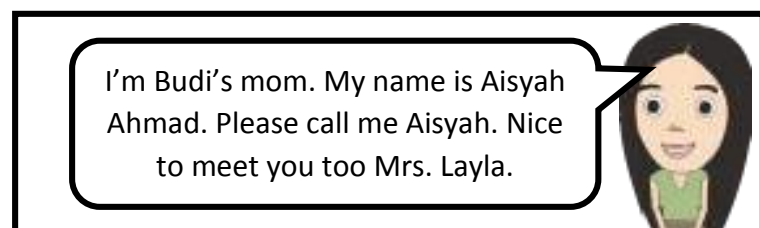
This is my wife, the
sister of Tina's mom.



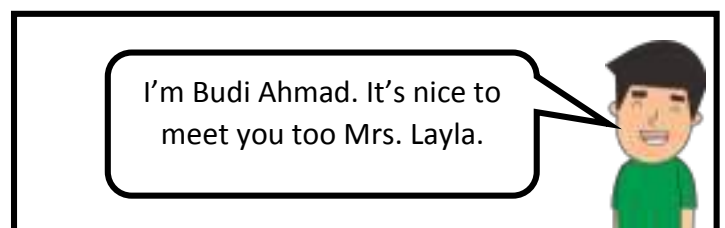
Hello. My name
is Layla Rivas.
I'm Tina's aunt.
It's nice to meet
you Mr....?



Ubaid. My full name is Ubaidillah Ahmad. Just call me
Ubaid. It's nice to meet you too. I'm with my wife and
son.



I'm Budi's mom. My name is Aisyah
Ahmad. Please call me Aisyah. Nice
to meet you too Mrs. Layla.



I'm Budi Ahmad. It's nice to
meet you too Mrs. Layla.



Alright I think we are starving now. Then let's eat dinner. Please follow me.


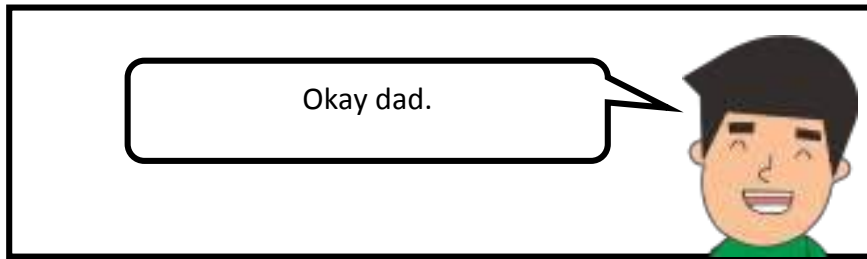
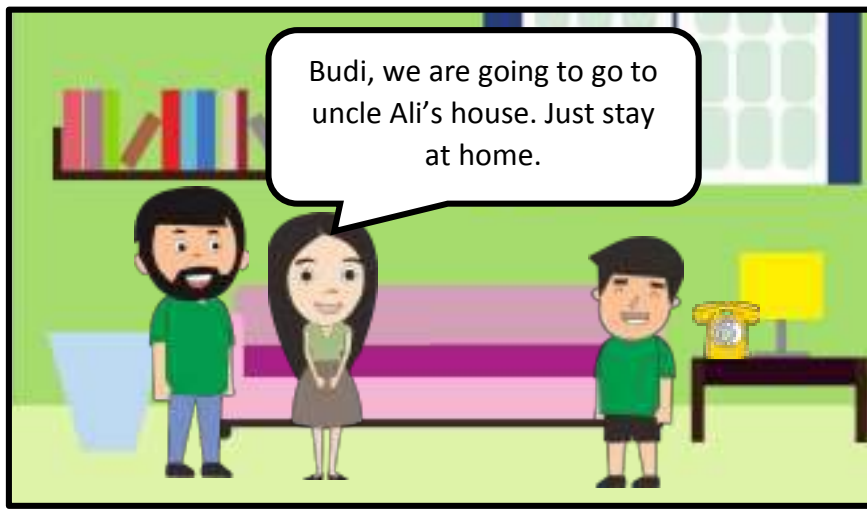
Okay Mr. Adam.

Budi and his parents are having dinner together in Tina's house.





Forty-five minutes later.





ASSOCIATING





If you have not made yet.
You should make one. It
must be easy for you to
make it because you have
learnt about reading clock.



Now, listen to audio 59.
Then complete the
sentences below.

Task 52 Listen to the audio and complete these sentences!

1. Moe wakes up every morning at _____.
2. At _____ he eats a bowl of cheese.
3. The cat snoops around the front door at about _____.
4. By _____ Moe has scurried off to squeak school.
5. Safety class begins at _____.
6. When lunch is served at _____. He is very hungry.
7. All the mice play until _____.
8. School is out at _____.
9. Moe meets his friends for a game of tag at _____.
10. By _____ Moe is ready for a snack.
11. Moe helps set the table for dinner at _____.
12. By _____ he has finished his homework.

- a. 07:22
- b. 05:38
- c. 08:29
- d. 04:20
- e. 09:06
- f. 03:09
- g. 10:43
- h. 02:49
- i. 11:55
- j. 12:12
- k. 06:37
- l. 07:39

Audio
59

Task 53 Listen to the audio and complete these dialogues!

1. A: _____?
B: Yes, of course. It's seven o'clock.
A: Thank you.
B: No mention, please.
2. A: _____?
B: _____.
A: Thanks.
B: You're welcome.
3. A: _____?
B: _____.
A: It was nine o'clock when I got here.
B: Well, I'm sorry I can't help you.
4. A: _____?
B: _____.
A: Be there at seven o'clock sharp, then.
B: I'll try to get there before seven.

6. A: _____?
B: _____.
A: Thanks a lot.
B: Don't mention it.
7. A: _____?
B: _____.
A: Thanks.
B: No problem.
8. A: _____?
B: _____.
A: Thank you very much.
B: Anytime.
9. A: _____?
B: _____?
A: Fine by me. I'll call Jan and Judy.
B: We'll see you tomorrow.

5. A: _____?

B: _____.

A: Fine. I can be ready by then.

B: Okay. I'll pick you up at your house.

Audio
60

10. A: _____?

B: _____.

A: I texted him three days ago but he doesn't reply yet.

- a. What's the time?
- b. Oh, it's eleven o'clock now.
- c. When shall we meet?
- d. I don't know exactly, but it's past nine.
- e. At what time is the meeting?
- f. He usually comes at ten o'clock.
- g. What time are you leaving tomorrow?
- h. It's ten o'clock sharp.
- i. Excuse me, could you please tell me what time is it now?
- j. I'd be delighted to take you. I plan to leave here about nine thirty.

- k. Excuse me. Can you tell me the time, please?
- l. What time is it?
- m. Do you have any idea of the time?
- n. Well, how does seven thirty sound to you?
- o. Do you know what time Mr. Ali will be in the office?
- p. Seven o'clock.
- q. It's half past three.
- r. What time do you have?
- s. It's almost eight.
- t. It's seven o'clock.

Source of text:
<https://spokenenglish4u14tips.blogspot.com/2012/02/asking-telling-time.html>

Task 54

Listen to the audio. Then, select the correct answer for each question, which may be missing one or more words.

1. Our class begins at ____.

- A. 4:05
- B. 4:15
- C. 4:50

2. My mother left this morning at ____.

- A. 9:03
- B. 9:13
- C. 9:30

3. I'm going to catch my bus at ____.

- A. 3:40
- B. 4:20
- C. 12:04

4. Let's get together at ____.

- A. 12:05
- B. 5:12
- C. 5:22

5. The store closes today at ____.

- A. 4:06
- B. 5:45
- C. 6:15

Source of text
and audio:
<https://mail.esl-lab.com/eslbasic/clocks-watches-1.htm>

6. The movie starts at ____.

- A. 7:04
- B. 7:14
- C. 7:40

7. She called this morning at ____.

- A. 10:00
- B. 10:05
- C. 10:10

8. The airplane arrives at ____.

- A. 11:05
- B. 4:12
- C. 11:45

9. Please come to my office at ____.


- A. 8:05
- B. 8:15
- C. 8:25

10. I have to work at ____.


- A. 3:03
- B. 3:13
- C. 3:30

Audio
61


I believe everyone has a wall clock in his/her house, so do you.




Now, notice at this clock. I will ask you the time according to this clock.



I will give you an example.




I will ask you, "What time is it?" Then you answer me by saying, "It's six o'clock,"




Task 55 **Answer the questions!**

What time is it?




1. It's....

What time is it?




2. It's....

What time is it?




3. It's....

What time is it?




4. It's....




What time is it?

5. It's....




What time is it?

6. It's....




What time is it?

7. It's....




What time is it?

8. It's....




What time is it?

9. It's....













What time is it?

10. It's....



Now let's have some fun, draw clocks with the hands on the clock face according to the time.

Task 56
Draw hands on the clock face according to the time!

<div style="border: 1px solid black; padding: 2px; width: 30px; margin: 0 auto;">1</div>  <div style="border: 1px solid black; padding: 2px; width: 80px; margin: 10px auto;">01:00</div>	<div style="border: 1px solid black; padding: 2px; width: 30px; margin: 0 auto;">2</div>  <div style="border: 1px solid black; padding: 2px; width: 80px; margin: 10px auto;">02:30</div>	<div style="border: 1px solid black; padding: 2px; width: 30px; margin: 0 auto;">3</div>  <div style="border: 1px solid black; padding: 2px; width: 80px; margin: 10px auto;">03:15</div>	<div style="border: 1px solid black; padding: 2px; width: 30px; margin: 0 auto;">4</div>  <div style="border: 1px solid black; padding: 2px; width: 80px; margin: 10px auto;">04:45</div>	<div style="border: 1px solid black; padding: 2px; width: 30px; margin: 0 auto;">5</div>  <div style="border: 1px solid black; padding: 2px; width: 80px; margin: 10px auto;">05:25</div>
<div style="border: 1px solid black; padding: 2px; width: 30px; margin: 0 auto;">6</div>  <div style="border: 1px solid black; padding: 2px; width: 80px; margin: 10px auto;">06:55</div>	<div style="border: 1px solid black; padding: 2px; width: 30px; margin: 0 auto;">7</div>  <div style="border: 1px solid black; padding: 2px; width: 80px; margin: 10px auto;">07:20</div>	<div style="border: 1px solid black; padding: 2px; width: 30px; margin: 0 auto;">8</div>  <div style="border: 1px solid black; padding: 2px; width: 80px; margin: 10px auto;">08:15</div>	<div style="border: 1px solid black; padding: 2px; width: 30px; margin: 0 auto;">9</div>  <div style="border: 1px solid black; padding: 2px; width: 80px; margin: 10px auto;">08:40</div>	<div style="border: 1px solid black; padding: 2px; width: 30px; margin: 0 auto;">10</div>  <div style="border: 1px solid black; padding: 2px; width: 80px; margin: 10px auto;">09:05</div>



You have mastered how to read time on a clock and tell the time well. Now, notice at the clock, locate the hands and answer these following questions.

Task 57
Notice at the clock, locate the hands and answer these following questions!


1. What time is the clock?

2. What time it will be 1 hour?

3. What time was it 4 hours ago?

CREATING



It's time to make a group!

Task 58

Make a group of five. Each one of you handwrite to tell the meal times of each member of your group in your note books. Finally, each one of you tell the meal times of each member of your group to the class, orally.

No.	Name	Breakfast Time	Lunch Time	Dinner Time
1.	Budi	07:00 AM	01:00 PM	06:00 PM
2.				
3.				
4.				
5.				

Source of text: Bahasa Inggris When English Rings a Bell Edisi Revisi 2017 by Siti Wachidah, Asep Gunawan, Diyantari, Yuli Rulani Khatimah.

Budi has breakfast at six o'clock in the morning. He has lunch at one o'clock in the afternoon. He has dinner at seven o'clock in the evening.

Task 59

Work in pairs. Interview each other to know what you usually do every day, and the time you do in each activity. Then, put the information in the tables!

Your Daily Activities		
No.	Time	Activities
1.		
2.		
3.		
4.		
5.		
6.		
7.		
8.		
9.		
10.		

Source of text: Bahasa Inggris When English Rings a Bell Edisi Revisi 2017 by Siti Wachidah, Asep Gunawan, Diyantari, Yuli Rulani Khatimah.

Your Friend Daily Activities		
No.	Time	Activities
1.		
2.		
3.		
4.		
5.		
6.		
7.		
8.		
9.		
10.		

Source of text: Bahasa Inggris When English Rings a Bell Edisi Revisi 2017 by Siti Wachidah, Asep Gunawan, Diyantari, Yuli Rulani Khatimah.

Task 60**Write dialogues about asking & telling the time based on these situations!**

1. Meli meets and greets Lita at school in the morning. Lita asks the time to Meli. The time is nine o'clock in the morning. Meli tells the time to Lita. Lita says thanks to Meli and she is glad that she is on time on the day. Because she is usually late.
2. Stan asks Garry about what time the bus will leave airport. Harry does not know about it. Harry thinks that the bus is used to leave every half hour, but the schedule's been changed.
3. Drew asks Paul about when Paul will leave tomorrow to go to the graduation ceremony because he wants to go with him. Paul will be delighted to take Drew. He plans to leave about nine thirty. He will pick Drew at his house.
4. Rani forgets to bring her watch, and she wonders what time it is. She asks her teacher about the time politely. The teacher tells the time to Rani. She says that the time is almost 3 p.m. Rani asks her teacher again if she has the correct time, but the teacher's watch is few minutes faster.
5. Jacob asks Bill about the time Bill usually gets up every day. Bill tells Jacob that he always gets up at 06:00 every day in the morning. Bill adds he has a cup of black coffee at the time. Then Jacob asks him about the time he goes to work. Bill tells Jacob that he goes to work at 08:00 in the morning. He starts working at 08:30 in the morning.

Task 61**Read the clock of each picture!**

a

**get dressed**

b

**wake up**

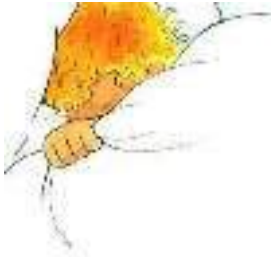
c

**put on my coat**

d

**have breakfast**

e

**go to bed**

f

**play**

g

**go to school**

h

**get up**

i




dry myself

j






have dinner

k




have lunch

l



brush my teeth

m




do my homework

n



have a shower

o




comb my hair

p

prepare my bag

Source of picture: <https://www.englishexercises.org/makeagame/viewgame.asp?id=13527>

Task 62 Look again at the pictures. Write the letters to sequence the story!

- | | | | |
|----------|----------|-----------|-----------|
| 1. b | 5. _____ | 9. _____ | 13. _____ |
| 2. _____ | 6. _____ | 10. _____ | 14. _____ |
| 3. _____ | 7. _____ | 11. _____ | 15. _____ |
| 4. _____ | 8. _____ | 12. _____ | 16. _____ |

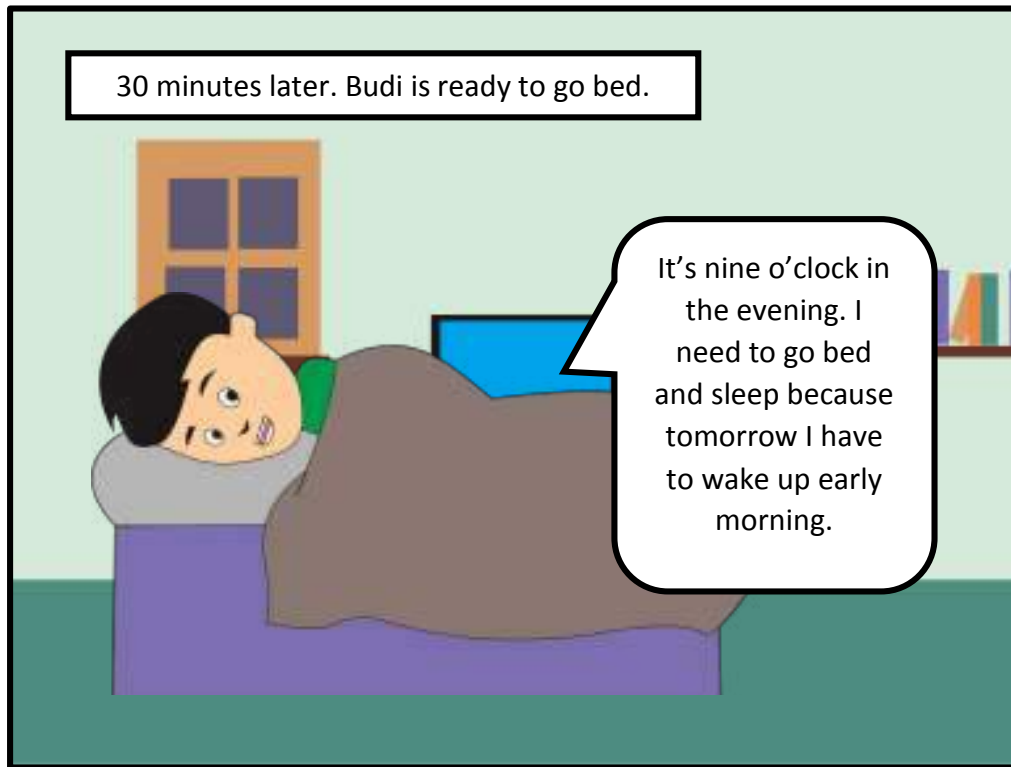
Task 63 Write the story of the pictures!

Valentino Daily Routine habits.

Valentino wakes up at seven o'clock in the morning.

He _____

REINFORCEMENT



Put a tick (✓) in the right box according to how much you have learnt and make a summary of the topic you have learnt.

Task 64

Put a tick (✓) in the right box according to how much you have learnt the topic!

Aspects	Very Much	Much	Little
Telling the Time	<input type="checkbox"/>	<input type="checkbox"/>	<input type="checkbox"/>

Task 65

Make a summary of telling the time you have learnt!

1. In this topic I have learnt about:

2. I don't understand about:

3. What do you have to do to master the topic you do not understand?

4. The summary of this unit is:

THE DAYS OF THE WEEK

Monday morning.

Audio
62


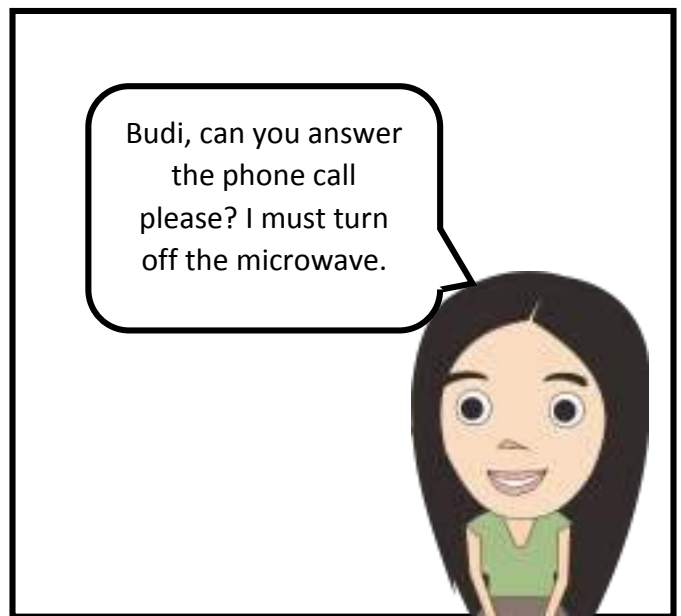
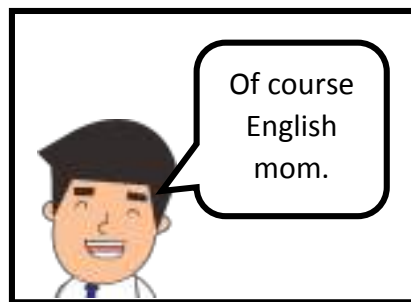

Bye mom. I'm ready to go to school.

Okay Budi. Have you made your bed and prepared your books yet?


Yes, I have mom, and everything is prepared.





What day is it today? What are your school subjects today?

Today is Monday. I have English, Math, Arts and Religion.


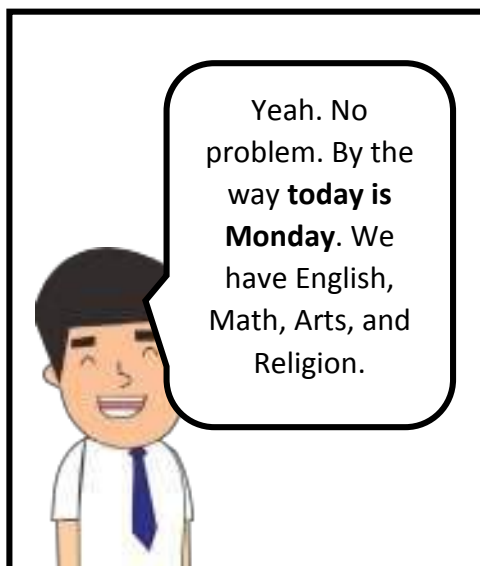


BUILDING UP





Monday	Tuesday	Wednesday	Thursday	Friday	Saturday
English	Indonesian	Social Study	Math	Science	Social Study
Math	Science	Sports	English	History	English
Arts	Citizenship	Religion	Science	Biology	Citizenship
Religion	Arts	Arts	Indonesian	Arabic	Computer



Science is fun.
The subject will
be taught
tomorrow.



Yeah. I think we
should go now.



Okay let's
go.




OBSERVING AND QUESTIONING

School recess time...



Hello
friends.



It's school recess
time. Most of my
classmates are at
canteen. But I'm
not hungry at this
time. So, I'm
staying here.



I'm interested to talk about
what happened to Tina last
time.



She had lost her
schedule so I gave
her the copy of
mine.


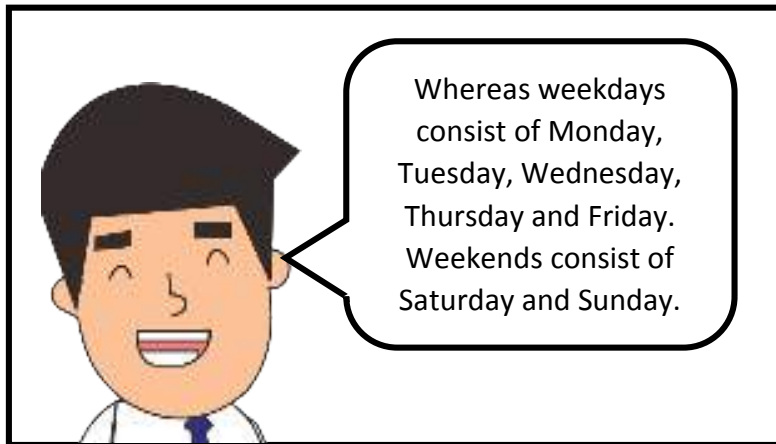




Talking about school
schedule, I go to school
six days in a week.




It starts from Monday
until Saturday.





Days of the Week 7 Days			
Weekdays 5 days	Monday	Mon.	The day that comes after Sunday and before Tuesday.
	Tuesday	Tue.	The day that comes after Monday and before Wednesday.
	Wednesday	Wed.	The day that comes after Tuesday and before Thursday.
	Thursday	Thu.	The day that comes after Wednesday and before Friday.
	Friday	Fri.	The day that comes after Thursday and before Saturday.
Weekend 2 days	Saturday	Sat.	The day that comes after Friday and before Sunday.
	Sunday	Sun.	The day that comes after Saturday and before Monday.

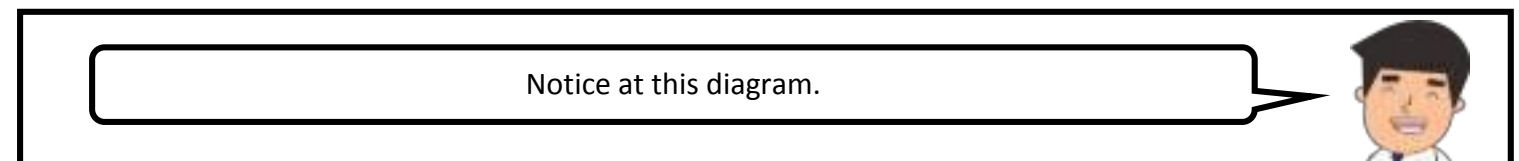


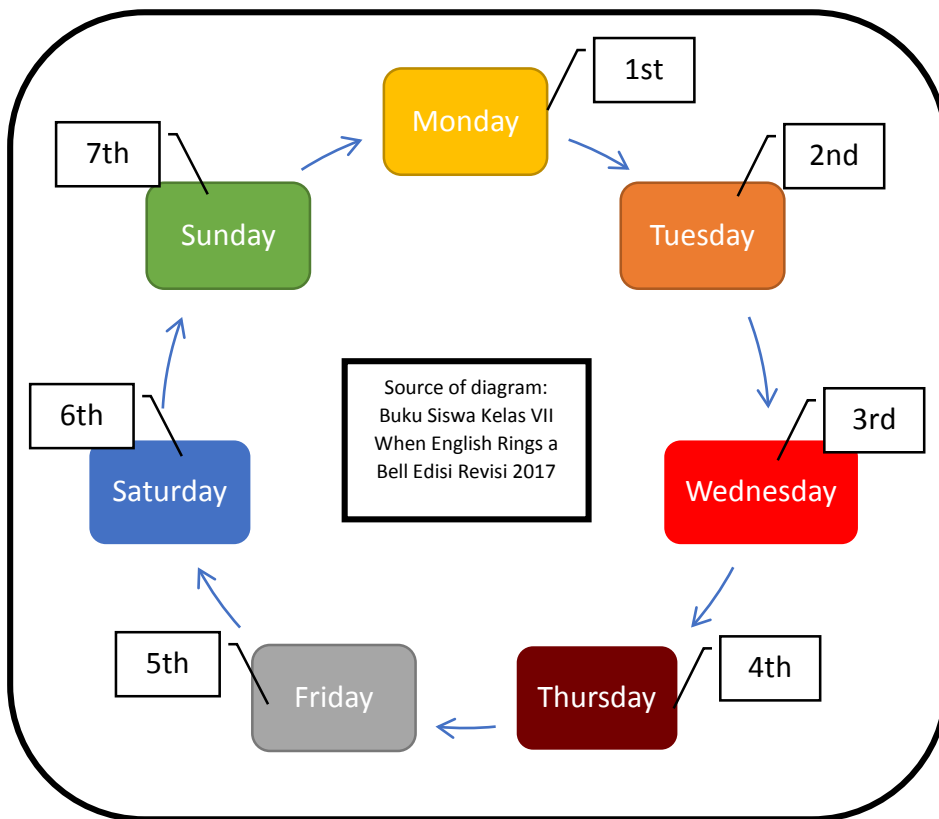


Notice that 'Days of the Week' and 'Weekdays' are **NOT** the same.

- The days of the week are all 7 days from Monday to Sunday.
- 'Weekdays' are only the 5 days from Monday to Friday.
- And the 'Weekend' is Saturday and Sunday.

Source of text:
<https://www.englishclub.com/vocabulary/time-days-of-week.htm>





Monday is the first day of the week. It's followed by Tuesday, Wednesday, Thursday, Friday, and Saturday. Sunday is the 7th and final day.

Source of text:
https://www.pennlive.com/life/2018/12/is_sunday_the_first_day_of_the.html

Do you know how to ask the day in English?

Now, look at this table.

These are some examples of asking the day expressions in English and how to respond them.

No.	Asking the Days	Responses
1.	What day is it today? / What day is it?	It's Sunday today.
2.	What day is today?	Today is Sunday.
3.	What day will it be tomorrow?	It will be Sunday tomorrow.
4.	What day was it yesterday?	It was Sunday yesterday.
5.	What day will be the day after tomorrow?	It will be Sunday.
6.	What day was the day before yesterday?	It was Sunday.



If you still don't understand my explanation about the days of the week. Write down the things that make you confuse and make questions you want to know more about the topic.

Task 66 Write down what make you confuse and make questions you want to know more about the topic!

I still do not understand about:

1. _____

I want to know more about:

2. _____

LOOKING FOR INFORMATION

Audio
65

Hi, Budi. What
are you doing
here?

Um,
nothing.
Where
were you?

I was at canteen.

By the way, will you
be free tomorrow
after school?

What day will it
be tomorrow?

Today is Monday. So, it will
be Tuesday tomorrow.

Tomorrow after school I must help my mother to wash dishes, then I will be free. Why?



My aunt invites you to come to our house. It seems she has something for you.



Oh really? Sure I will come. Thanks for inviting me.



You are welcome.



Audio
66

Hey guys!



Oh Hi, Ben?

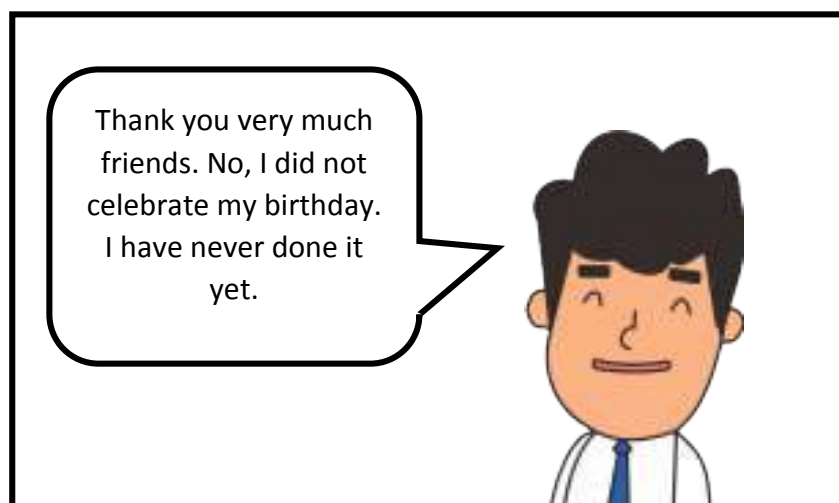
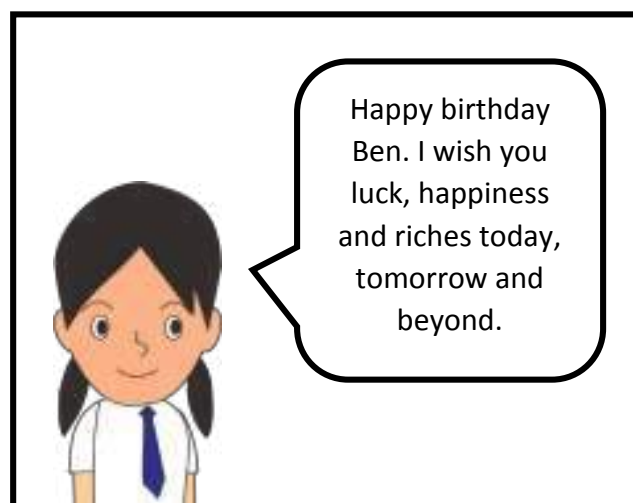






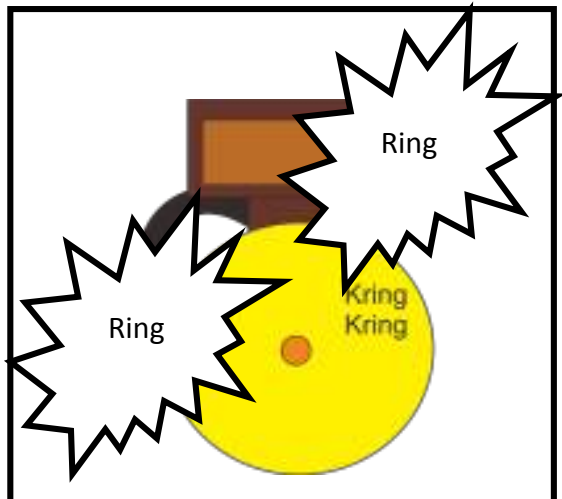
Hi Ben.
How are
you?




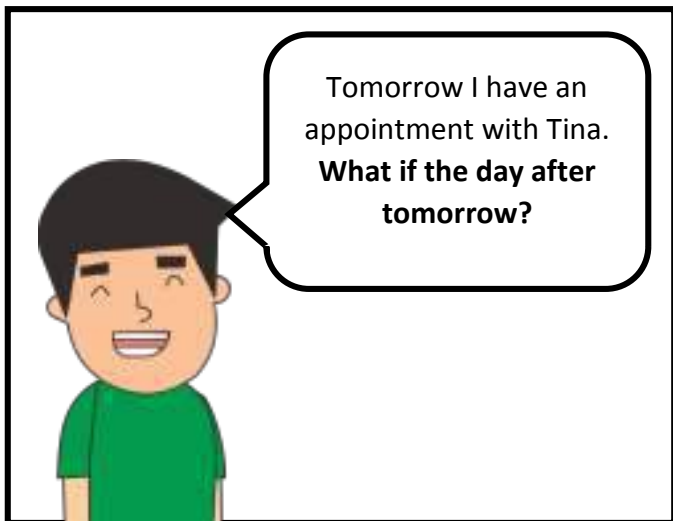



I'm fine,
thanks.
And you?









Tuesday, at 1 p.m. Budi and Tina have gone home from school.



So, will you come to my house later?



Of course Tina, I will.



3 hours later, after helping his mom, Budi calls Tina.

Hi Tina, I have helped my mom and now I'm going to go to your house.



Okay Budi. My aunt is waiting for you here.



Okay, see you.



See you, Budi.



Budi has come at Tina's house.

Hello Mrs.
Layla.

Audio
68

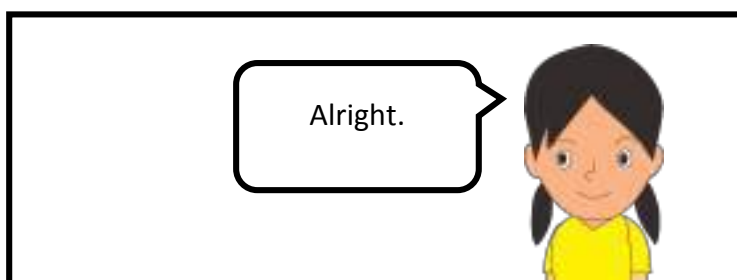


Hi Budi. Thanks
for coming.
Please, welcome.

Yesterday, actually I
bought a T-shirts for
you. I forgot I did not
give them to you
because your father was
in a hurry to go home.

Please take this. I
want to thank you
because you have
taken care of Tina
yesterday.

Thank you very much
Mrs. Layla. You don't
have to give anything
for me.

Tina helped me
much yesterday. We
had a good time.
My parents were
also happy when
Tina visited our
house.



Budi has been at Tina's house for 2 hours and then he asks for leave to go home.

Thank you for everything Mrs. Layla. Now I must go home.

You are welcome, Budi.


Good bye everyone.

Good bye, Budi.


Good bye, Budi.

A day later. On Wednesday, at 01:00 p.m.


I'm home.




Welcome back home Budi.
How was your school?




It's great. I got a lot of homework.




It's good, so you can study and practice more.




Do you remember what day is it Budi?



Yes. I do. **It's Wednesday** today. I have an appointment to help my uncle's son to finish his homework. But, I need to take a shower first.



Okay Budi. I have cooked a meal for lunch. I will tell your uncle that you will be there as soon as possible.



Okay Mom. Thank you very much.

At 03:00 p.m. Budi has arrived at uncle Ali's house. He is welcomed by uncle Ali, aunt Fatimah and Edo.

Hi Budi, how are you?

Hi Everyone. I'm fine, thanks.

Thanks for your coming. Edo meets difficulty in doing his homework, can you help him?

Yes. Mom has told me about it. I came here to help him.

Thanks Budi. Okay we will leave you alone to finish his homework.

Okay dad.

My mom told me you find difficulty to finish your homework. Do you?

Yes, I do. I still do not remember about the day's names of the week. And, I'm still confusing how to ask and to tell the days to someone.

If I want to ask the day before yesterday, two days before yesterday, and three days after yesterday. What should I say?



It's easy! Now I will make a cycle of days first.



The day before yesterday.

Yesterday

The two days before yesterday.

Monday

Sunday

Tuesday

Today

The two days after tomorrow.

Saturday

Wednesday

The day after tomorrow.

Friday

Thursday

Tomorrow

Look at the diagram. First you need to find out what day it is today.



Well, today is Wednesday.



You are right. Remember that today is Wednesday. The day before today is yesterday. The day after today is tomorrow.



I see.



Look at the diagram cycle again. What day will it be tomorrow?



Today is Wednesday. The arrow is pointing to Tuesday so it will be Tuesday.



You are right, Edo. And what day was it yesterday?



Wait, let me look at the diagram. Before Wednesday is Tuesday. So yesterday was Tuesday.



Well actually it's easy but I need to memorize it first.



Yes, you can memorize it later by doing a drill. Now, look at the diagram again and answer my questions.



What day will be the day after tomorrow?



Wait. Let me think first. Today is Wednesday, tomorrow will be Thursday. So, the day after tomorrow will be Friday.



Am I right?



Yes! you are right.



This cycle of days helps me much.



Yes, it does. The next question is.



What day was the day before yesterday?



Today is Wednesday, yesterday was Tuesday, and the day before yesterday must be Monday.



That's right. If there is someone asks you what the two days after tomorrow will be, how do you answer it?

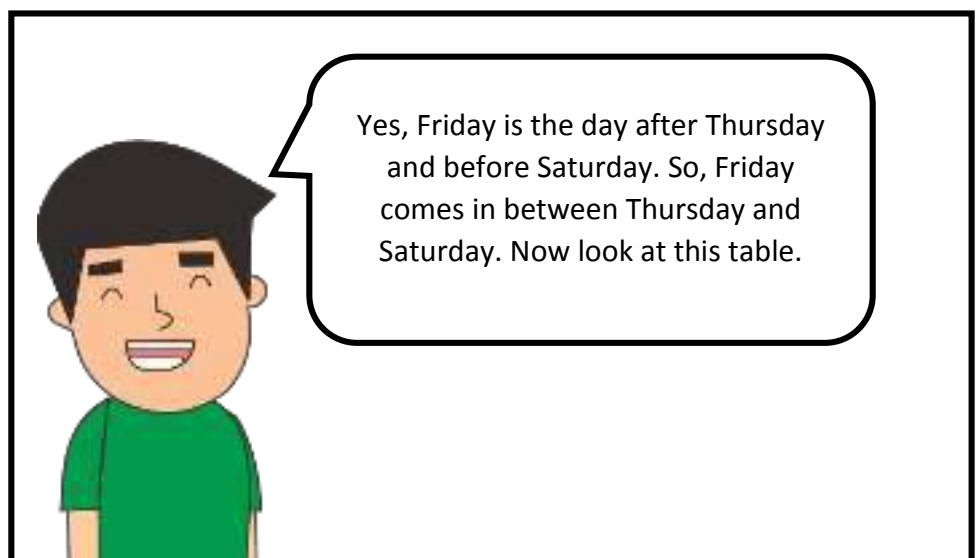

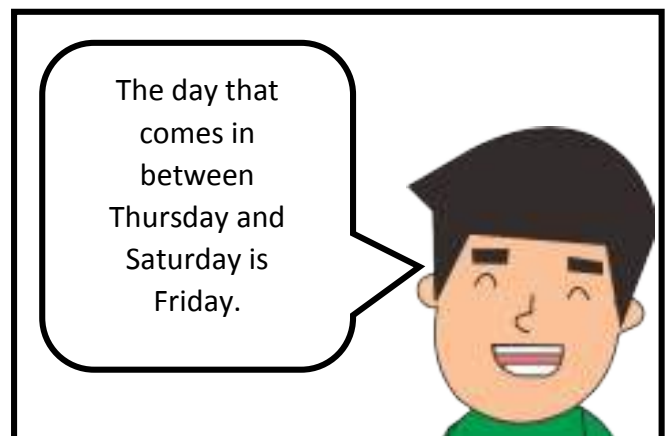
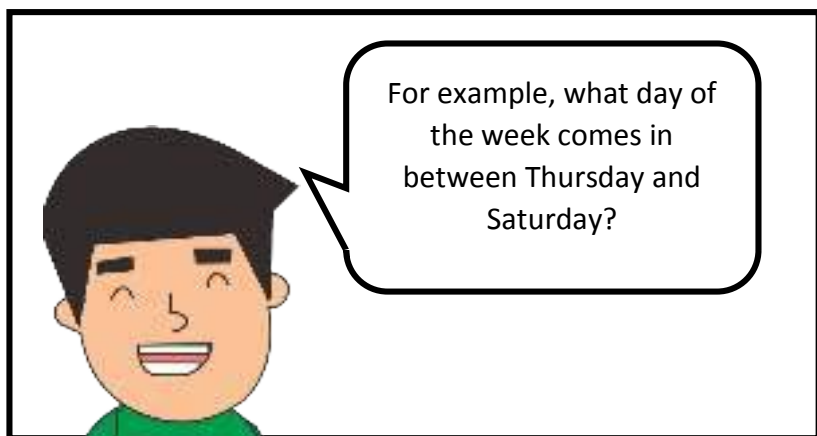
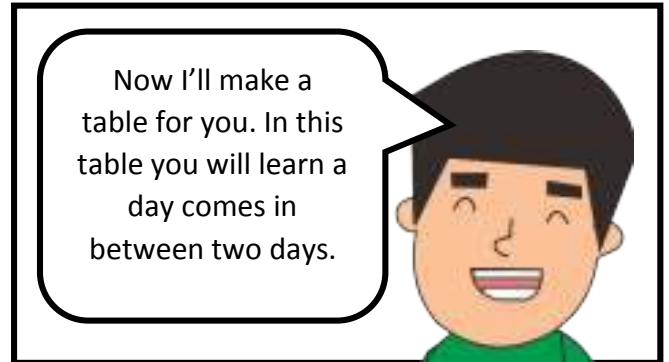





I just need to count the next two days after tomorrow. Tomorrow will be Thursday so the two days after Thursday will be Saturday.


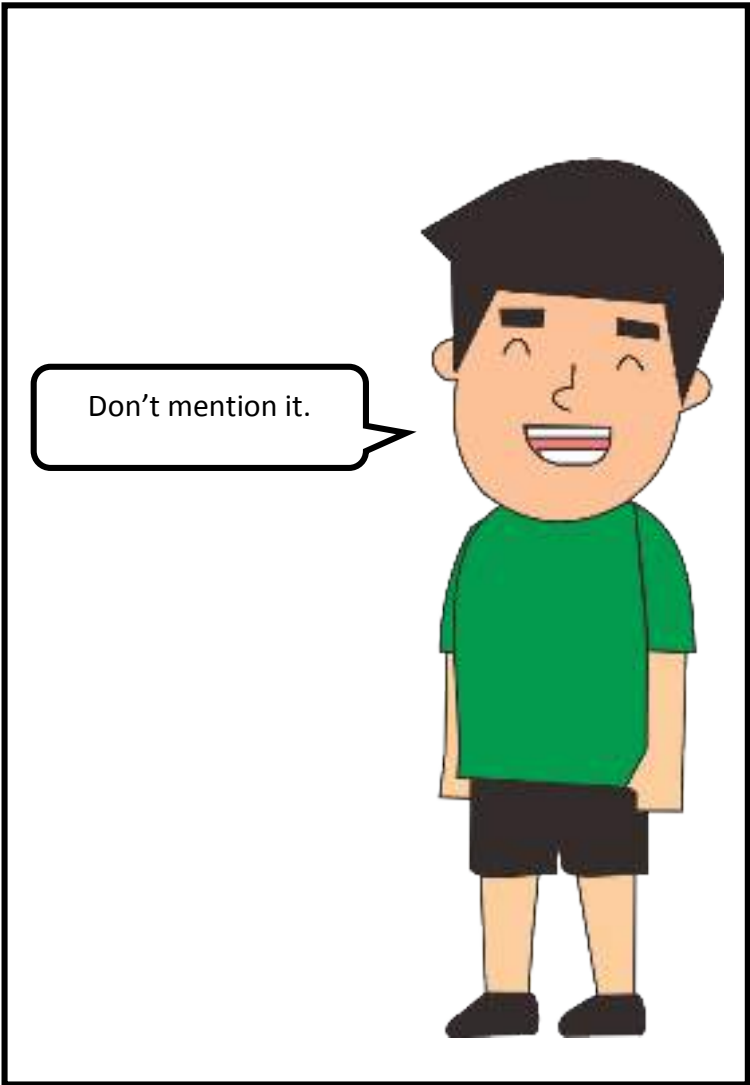
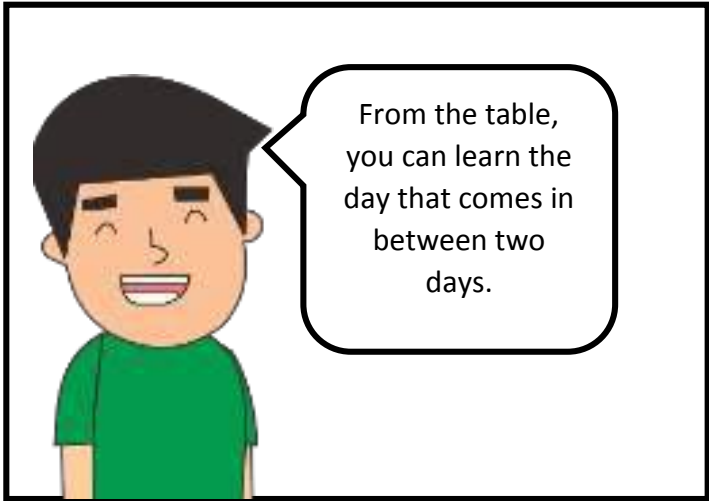


If there is someone asks you what the two days before yesterday, actually you can answer it by counting the two days before yesterday. The day before yesterday was Monday. The day before Monday was Sunday. So the two days before yesterday was Sunday.






Before	Between	After
Thursday	Friday	Saturday
Saturday	Sunday	Monday
Tuesday	Wednesday	Thursday
Monday	Tuesday	Wednesday
Friday	Saturday	Sunday
Wednesday	Thursday	Friday
Sunday	Monday	Tuesday



ASSOCIATING



Do you still remember about Edo? Edo is my nephew, he is the son of uncle Ali. He met difficulties to finish his homework.

I had been in his house for 3 hours to help him finishing his homework. He said he could not memorize the name of the days yet. That's why he confused.

After I made a diagram of days for him. He learnt it and he could finish his homework easily.

Now I want to show you Edo's home work. I wonder if you can finish them.

Task 67

Listen to the days of the week song and write it's lyric!

Days Of The Week

Audio
69Super Simple Songs - Kids Songs: <https://www.youtube.com/watch?v=loINI3Ln6Ck>**Task 68**

These are what you have to do. First, listen to the audio. Second, write the expressions of asking & telling the days of the week in each number. Third, draw a line to categorize each expression.

Asking the
dayTelling the
dayAudio
70

1

What day is it?

2

3

4

5

6

7

8

9

10

1. A man is talking with a woman about his upcoming trip.

Woman : You are going on a trip next week, right?

Man : Yes, I'm going to Hong Kong on Tuesday and will stay there for two nights.

Woman : Then you're going to Taipei?

Man : Yes. I'm going to Taipei on Thursday and will stay there overnight. And then I'll come back home.

Woman : So you will be at the meeting on Saturday, right?

Man : Yes, that's right.

When is he coming back to Salt Lake City?

- a. Tuesday c. Thursday e. Saturday.
b. Wednesday d. Friday

Source of text and audio:

<https://www.youtube.com/watch?v=Xj-zpyOnvgI>

2. A Man is calling a doctor's office.

Man : Hi, I'd like to make an appointment for a health checkup.

Woman : Sure, health checkups are a bit different from standard examination, and are available only on _____, _____, and _____. Which day would you like?

Man : Okay, then, is Saturday okay?

Woman : Yes, it looks open. We're only open in the morning on Saturdays. Is that okay?

Man : Morning only? Humm. What time are you open until on weekdays?

Woman : We're open until 6 p.m. on Mondays and 8 p.m. on Wednesdays.

Man : I see, what time do you open in the morning?

Woman : We open at 8 a.m. Next week we are full all morning during the week. But if you can wait, until the week after that, both Monday and Wednesday are open from 8 a.m.

Man : Well, I'll call again later after I check my schedule.

Woman : All right, sir.

What times are available for the health checkup?

- a. Monday (8:00 a.m. – 6:00 p.m.), Thursday (8:00 a.m. – 6:00 p.m.), Saturday (8:00 a.m. – 12:00 p.m.)
b. Monday (8:00 a.m. – 6:00 p.m.), Wednesday (8:00 a.m. – 8:00 p.m.), Saturday (8:00 a.m. – 12:00 p.m.)
c. Monday (8:00 a.m. – 6:00 p.m.), Wednesday (8:00 a.m. – 8:00 p.m.), Friday (8:00 a.m. – 6:00 p.m.)
d. Monday (8:00 a.m. – 6:00 p.m.), Tuesday (8:00 a.m. – 8:00 p.m.), Thursday (8:00 a.m. – 12:00 p.m.)
e. Monday (8:00 a.m. – 8:00 p.m.), Thursday (8:00 a.m. – 6:00 p.m.), Saturday (8:00 a.m. – 12:00 p.m.)

Source of text and audio:

<https://www.youtube.com/watch?v=IJbuLe2G8U>

3. A man and woman are talking on the phone.

Man : I'm sorry. But can you please cancel my appointment for today?

Woman : Sure thing. Is there another day when you can come in?

Man : How about Saturday? The morning is better for me.

Woman : I'm afraid this Saturday is fully booked. We can put you in for next Saturday, though.

Man : Actually, one of my teeth is starting to hurt. Can we do late afternoon on _____?

Woman : Yes, both 5 o'clock and 6 o'clock are available.

Man : 6 o'clock sounds good.

Woman : Sure thing. We'll schedule you for then.

When is the man going to see the dentist?

- a. Tuesday c. Saturday e. Monday
b. Thursday d. Sunday

Audio
71

Source of text and audio:

<https://www.englishclass101.com/lesson/american-english-listening-comprehension-for-beginners-16-rescheduling-a-dentist-appointment-in-the-usa/>

Task 70
Listen to the audio first and write the missing letters!

1	M		N	D		Y			
2	F	R		D		Y			
3	S		N	D		Y			
4	W		D	N		S	D		Y
5	T			S	D		Y		
6	S		T		R	D		Y	
7	T	H			S	D		Y	

**Audio
72**

- a. Sunday
- b. Monday
- c. Friday
- d. Wednesday
- e. Tuesday
- f. Saturday
- g. Thursday

Next,
number
these days
of the
week 1 – 7
in their
correct
order.


Task 71
Number these days of the week 1 – 7 in their correct order!

Tuesday ...	Saturday ...	Thursday ...
Friday ...	Sunday ...	Monday ...
	Wednesday ...	


Now, look at the
following boxes.




You'll see that there are three columns. Two of
the columns are empty. Complete the column
based on the days in the middle column.




For example, if today is Wednesday. What day will it be tomorrow?



If today is Wednesday. What day was it yesterday?



Isn't it easy?



Task 72

Complete the column based on the days in the middle column!

YESTERDAY	TODAY	TOMORROW
	WEDNESDAY	
	MONDAY	
	THURSDAY	
	TUESDAY	
	SUNDAY	
	SATURDAY	
	FRIDAY	

Task 73

Meet Maya, read her story and answer the following questions!

This is Maya. She is ten years old. Today is Monday. Every Monday she reads English magazines with her friends at public library. Tomorrow she will go to dance after school. On the day after tomorrow she will play music at school. On the two days after tomorrow she will sing Spanish songs with her friends. Every Friday, she cooks foods at home. On the day before yesterday she went fishing with her brother. Yesterday she watched Indonesian drama on TV.

Questions:

1. What day is it today in the story?
2. What does Maya usually do every Monday?
3. What day will tomorrow be?
4. What is the day after Tuesday?
5. What will Maya do on Tuesday?
6. What was the day before yesterday?
7. What does Maya usually do every Saturday?
8. Is before Sunday Monday?

9. What will the day after tomorrow be?
10. What will Maya do on Wednesday?
11. What day will she sing Spanish songs with her friends?
12. What is the day after Thursday?
13. When does Maya usually cook foods?
14. What day was yesterday in the story?
15. What did Maya do on Sunday?

CREATING

Monday	Tuesday	Wednesday	Thursday	Friday	Saturday
English	Indonesian	Social Study	Math	Science	Social Study
Math	Science	Sports	English	History	English
Arts	Citizenship	Religion	Science	Biology	Citizenship
Religion	Arts	Arts	Indonesian	Arabic	Computer

Source of text: Bahasa Inggris When English Rings a Bell Edisi Revisi 2017 by Siti Wachidah, Asep Gunawan, Diyantari, Yuli Rulani Khatimah.

Look at my schedule. On Friday I have Science, History, Biology and Arabic.



What about you? Now tell me about your schedule.



Task 74

Make schedule of classes!

Monday	Tuesday	Wednesday	Thursday	Friday	Saturday

After you make your schedule, make written statements about your schedule. I will give you some examples how to make written statements.



On Monday I learn English, Math, Art and Religion

On Tuesday I learn Indonesian, Science, Citizenship and Arts.

On Wednesday I learn Social Study, Sport, Religion and Arts.

On Thursday I learn Math, English, Science and Indonesian.

On Friday I learn Science, History, and Arabic.

On Saturday I learn Social Study, English, Citizenship and Computer.

Okay, now, it's your turn!



Make written statements first, then practice to spell it. If you can spell it fluently. Tell your classmates about your schedule.



Task 75

Make written statements about your schedule!

You have learnt asking the days expressions. Have you ever used them to ask someone?



Now, use these questions to interview one of your classmates. Record your dialogue using your smartphone. Then submit it to your teacher.



Task 76

Use these questions to interview one of your classmates, then record your dialogue using your smartphones. Submit the audio to your teacher!

1. What is your name?
2. What day is it today?
3. Can you spell the days of the week?
4. What day was it yesterday?
5. What day will it be tomorrow?
6. What day is the day after tomorrow?
7. How many weekdays in a week?
8. What day was the day before yesterday?
9. Which days of the week do you have an English class?
10. What is your last studying day of the week?
11. What is your first studying day of the week?
12. On which day do you start study again?
13. What day of the week is the hardest for you to spell?
14. What days of the week are the weekend?
15. What is the date today?



It's writing time! Make written dialogues based on these situations!

Task 77 Make written dialogues based on these situations!

1. There are an elephant, a monkey and a panda in the playground. The elephant asks to monkey and panda about what they do on Saturdays. Monkey tells panda that he plays football and watches TV on Saturdays. Panda tells elephant that he jumps and does homework. Then the elephant asks again that what they do on Sundays. Monkey tells Elephant that he plays ping-pong and does homework on Sundays. Panda tells elephant that he runs and jumps and reads books. He eats only two meals on Sunday. Then the elephant is curious and asks why he only eats two meals on Sunday. Panda tells elephant that his mom and his dad say that he is too fat.
2. A patient calls doctor's office. A doctor's assistant answers the phone call and asks if he can help the patient. The patient wants to make an appointment to see the doctor. Then the doctor's assistant asks the name of the patient, It's Maria Sanchez. And she asks to the patient what her reason to make appointment with the doctor. The reason is that the patient hasn't been feeling very well lately. The patient needs to see the doctor soon. Then the doctor's assistant tells her that next Monday there is a slot available at 10 o'clock in the morning. But the patient can't come. She will be still working at 10 o'clock in the morning. So, he asks if there is anything available after three p.m. The doctor's assistant says that they have a three o'clock opening next Wednesday. The patient can come in. Finally, the patient is registered at three o'clock next Wednesday.
3. Peter asks his friend Bob if they can meet for coffee. Bob tells him that he is available on Tuesday. Tuesday is tomorrow. Peter will be working tomorrow so he can't come. He offers Bob a week from tomorrow but bob will be working next Tuesday too. Finally, they make an appointment to meet on Wednesday evening.
4. Mira Asks Elisa about her birthday. Elisa tells Mira that her birthday is on September 5th. Elisa asks her back about her birthday. Mira's Birthday is on Friday. This Friday. It's on July 15th. Elisa is surprised because that's also his dad's birthday.

REINFORCEMENT

Okay guys. You have learnt asking and telling the days of the week. Let me know how much you have learnt them. Put a tick (✓) in the right box according to how much you have learnt the topic.



Task 78 Put a tick (✓) in the right box according to how much you have learnt the topic!

Aspects	Very Much	Much	Little
Days of the Week	<input type="checkbox"/>	<input type="checkbox"/>	<input type="checkbox"/>



Now make a summary of telling days of the week you have learnt.

Task 79

Make a summary of telling days of the week you have learnt!

1. In this topic I have learnt about:

2. I don't understand about:

3. What do you have to do to master the topic you do not understand?

4. The summary of this unit is:

Alright, now
I'm so tired. I
need to take a
rest.



I will be back again
tomorrow. See you
tomorrow.



Budi,
have
you
brushed
your
teeth
yet?



I have mom, now
I'm going to sleep.
Good night.



Good,
night.



MONTHS OF THE YEAR

Audio
73

Good morning mom.




Good morning. you woke up early today, how was your sleep?



It's still 5 o'clock in the morning but you have prepared yet to go to school. Haven't you?

Yes mom, I need to study first before going to school. This is the first day of my mid semester exams.

Well that's good. How is your preparation?



Please look at the calendar, mom. It starts from 18 to 30 December.



December 2017						
Sunday		3	10	17	24	31
Monday		4	11	18	25	
Tuesday		5	12	19	26	
Wednesday		6	13	20	27	
Thursday		7	14	21	28	
Friday	1	8	15	22	29	
Saturday	2	9	16	23	30	

1 Dec	: Maulid Prophet Muhammad SAW
4-9 Dec	: Mid Semester Examination
16 Dec	: Mid Term Report Day
25 Dec	: Christmas Day
18-30 Dec	: Mid Semester Break

I see. So, it's about 2 weeks.



Yes mom, but I may stay at Nina's house only three days. Start from 29 to 31 December.



Oh why? What about the other days?



I and Tina have planned to go picnic in the park.



I see, it seems you will be busy in the holiday.



Yeah mom, I can't wait for it.

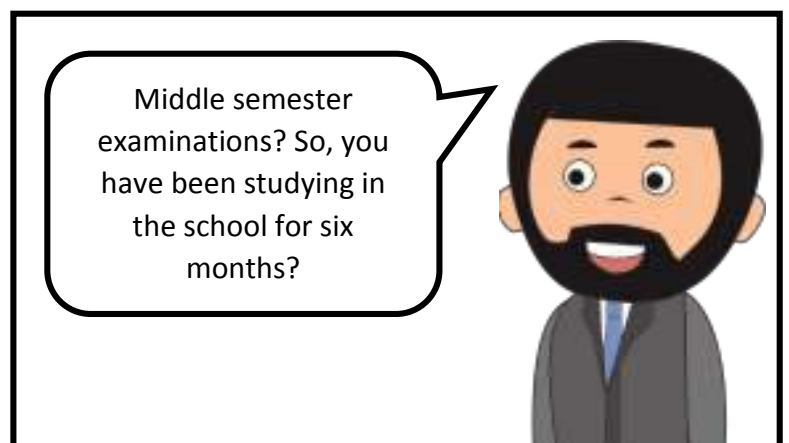

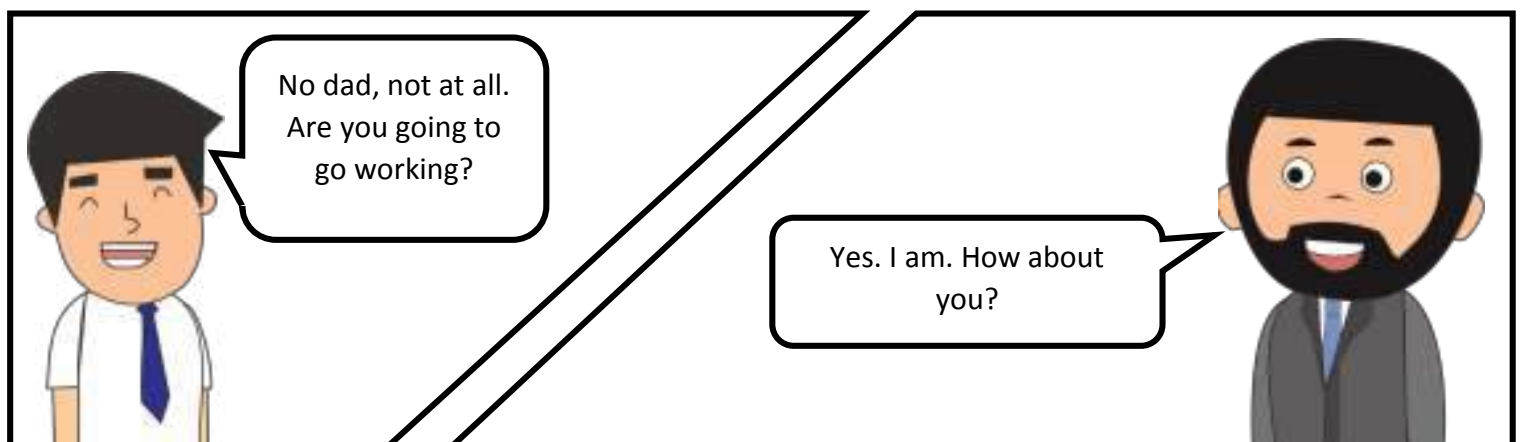
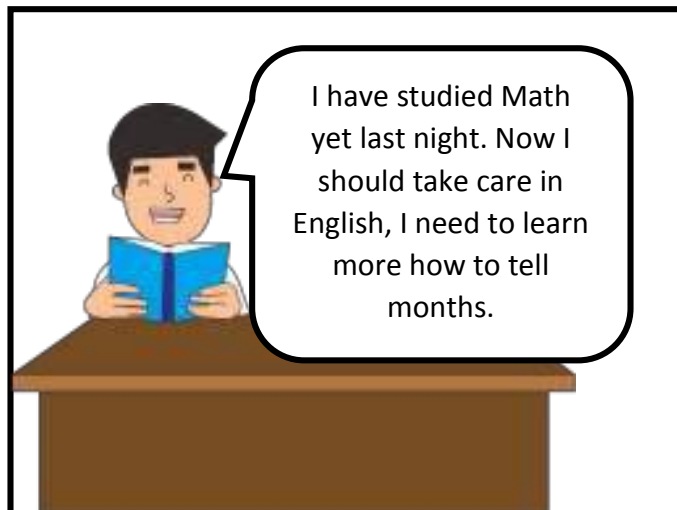
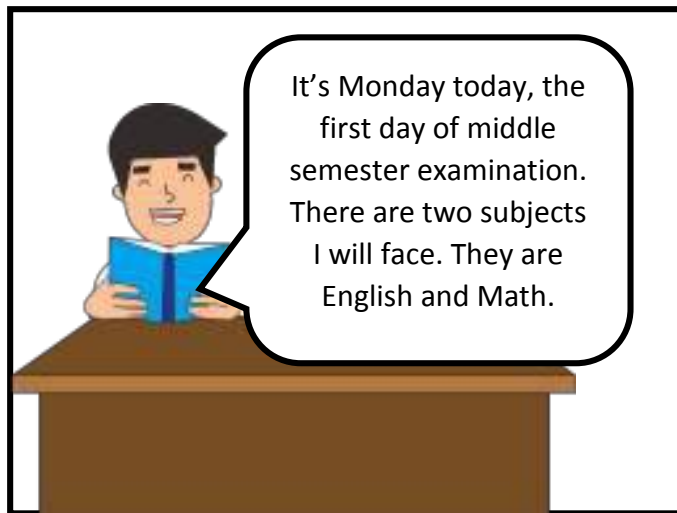




Alright Budi, prepare yourself. Good luck dear.



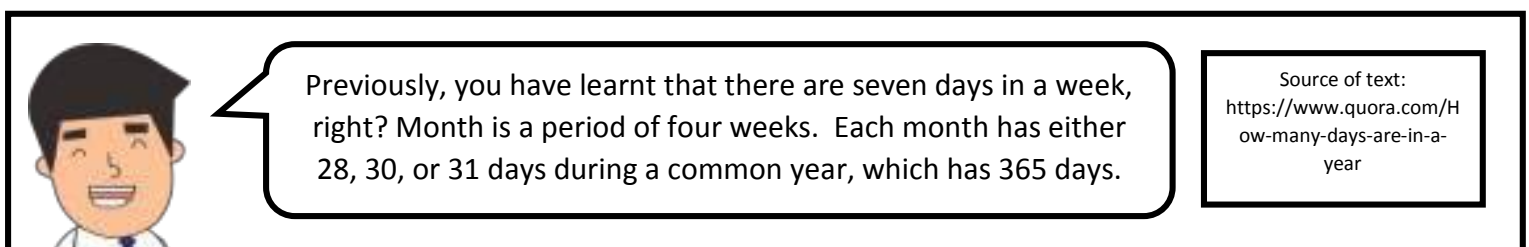
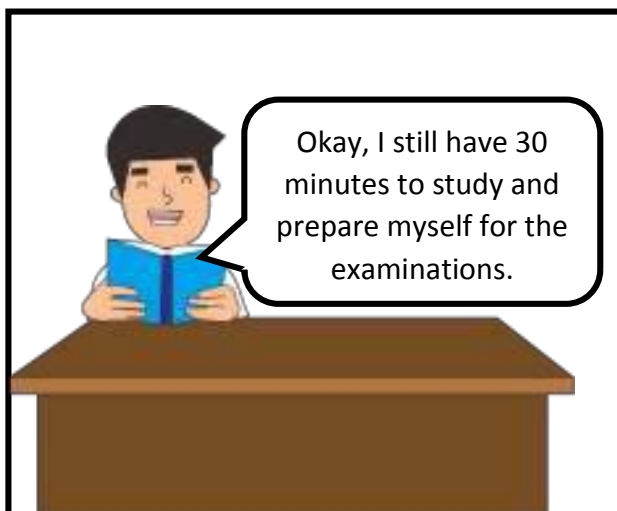
Thanks mom.

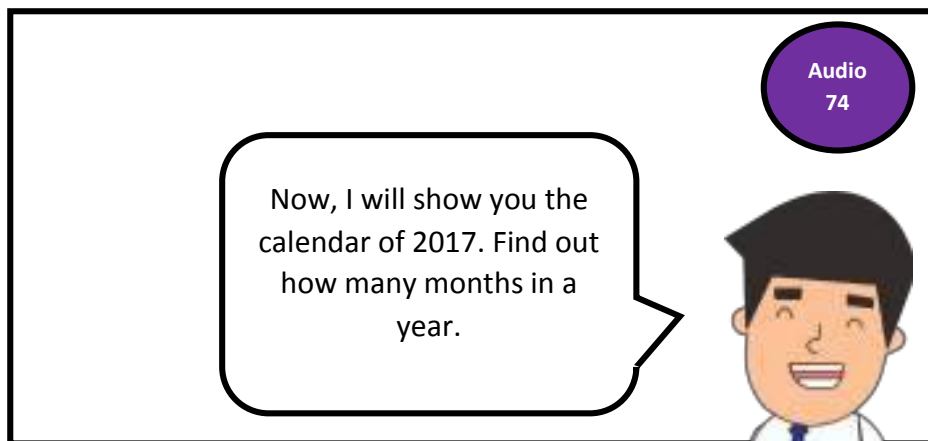
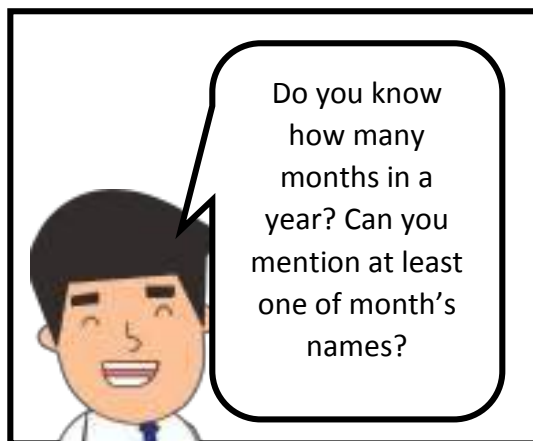






OBSERVING AND QUESTIONING





January 2017						
Sunday		7	14	21	28	
Monday	1	8	15	22	29	
Tuesday	2	9	16	23	30	
Wednesday	3	10	17	24	31	
Thursday	4	11	18	25		
Friday	5	12	19	26		
Saturday	6	13	20	27		

February 2017						
Sunday		4	11	18	25	
Monday		5	12	19	26	
Tuesday		6	13	20	27	
Wednesday		7	14	21	28	
Thursday	1	8	15	22		
Friday	2	9	16	23		
Saturday	3	10	17	24		

March 2017						
Sunday		4	11	18	25	
Monday		5	12	19	26	
Tuesday		6	13	20	27	
Wednesday		7	14	21	28	
Thursday	1	8	15	22	29	
Friday	2	9	16	23	30	
Saturday	3	10	17	24	31	

April 2017						
Sunday	1	8	15	22	29	
Monday	2	9	16	23	30	
Tuesday	3	10	17	24		
Wednesday	4	11	18	25		
Thursday	5	12	19	26		
Friday	6	13	20	27		
Saturday	7	14	21	28		

May 2017						
Sunday		6	13	20	27	
Monday		7	14	21	28	
Tuesday	1	8	15	22	29	
Wednesday	2	9	16	23	30	
Thursday	3	10	17	24	31	
Friday	4	11	18	25		
Saturday	5	12	19	26		

June 2017						
Sunday		3	10	17	24	
Monday		4	11	18	25	
Tuesday		5	12	19	26	
Wednesday		6	13	20	27	
Thursday		7	14	21	28	
Friday	1	8	15	22	29	
Saturday	2	9	16	23	30	

July 2017						
Sunday		2	9	16	23	30
Monday		3	10	17	24	31
Tuesday		4	11	18	25	
Wednesday		5	12	19	26	
Thursday		6	13	20	27	
Friday		7	14	21	28	
Saturday	1	8	15	22	29	

August 2017						
Sunday		6	13	20	27	
Monday		7	14	21	28	
Tuesday	1	8	15	22	29	
Wednesday	2	9	16	23	30	
Thursday	3	10	17	24	31	
Friday	4	11	18	25		
Saturday	5	12	19	26		

September 2017						
Sunday		3	10	17	24	
Monday		4	11	18	25	
Tuesday		5	12	19	26	
Wednesday		6	13	20	27	
Thursday		7	14	21	28	
Friday	1	8	15	22	29	
Saturday	2	9	16	23	30	

October 2017						
Sunday	1	8	15	22	29	
Monday	2	9	16	23	30	
Tuesday	3	10	17	24	31	
Wednesday	4	11	18	25		
Thursday	5	12	19	26		
Friday	6	13	20	27		
Saturday	7	14	21	28		

November 2017						
Sunday		5	12	19	26	
Monday		6	13	20	27	
Tuesday		7	14	21	28	
Wednesday	1	8	15	22	29	
Thursday	2	9	16	23	30	
Friday	3	10	17	24		
Saturday	4	11	18	25		

December 2017						
Sunday		3	10	17	24	31
Monday		4	11	18	25	
Tuesday		5	12	19	26	
Wednesday		6	13	20	27	
Thursday		7	14	21	28	
Friday	1	8	15	22	29	
Saturday	2	9	16	23	30	

From the calendar, you find that there are twelve months in a year. Starting from January, followed by February, March, April, May, June, July, August, September, October, November and December.



No	Months	Abbreviation	Days in month
1	January	Jan	31
2	February	Feb	28 / 29
3	March	Mar	31
4	April	Apr	30
5	May	May	31
6	June	Jun	30
7	July	Jul	31
8	August	Aug	31
9	September	Sep	30
10	October	Oct	31
11	November	Nov	30
12	December	Dec	31

In this table you will learn the sequences of the months, their abbreviation and the days in each month.



These are the explanation of each month.



January is the first month of the year.
The first month of the year is January.
January comes after December.
It comes before February.
This month begins the year.

February is the second month of the year.
The second month of the year is February.
February comes after January.
It comes before March.

March is the third month of the year.
The third month of the year is March.
March comes after February.
It comes before April.

April is the fourth month of the year.
The fourth month of the year is April.
April comes after March.
It comes before May.

May is the fifth month of the year.
The fifth month of the year is May.
May comes after April.
It comes before June.

June is the sixth month of the year.
The sixth month of the year is June.
June comes after May.
It comes before July.

July is the seventh month of the year.
The seventh month of the year is July.
July comes after June.
It comes before August.

August is the eighth month of the year.
The eighth month of the year is August.
August comes after July.
It comes before September.

September is the ninth month of the year.
The ninth month of the year is September.
September comes after August.
It comes before October.

October is the tenth month of the year.
The tenth month of the year is October.
October comes after September.
It comes before November.

November is the eleventh month of the year.
The eleventh month of the year is November.
November comes after October.
It comes before December.

December is the twelfth month of the year.
The last month of the year is December.
December comes after November.
It comes before January.
This month ends the year.

Source of text: <https://learnamericanenglishonline.com/Blue%20Level/B18%20Months.html>

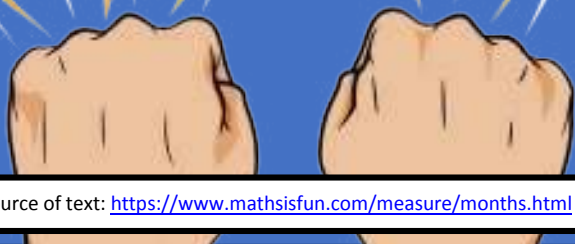
Do you know how I
memorize the days
in each month?



You can remember
how many days in
each month using
this rhyme:



JANUARY MARCH MAY JULY AUGUST OCTOBER DECEMBER
FEBRUARY APRIL JUNE SEPTEMBER NOVEMBER



Source of text: <https://www.mathsisfun.com/measure/months.html>

A knuckle is "31 days", and in between
each knuckle it isn't.
And where your hands meet, the two
knuckles are "July", "August", which
both have 31 days.
(Note: the last knuckle isn't used).



Example: October is on a knuckle, so it has 31 days. But November is not on a knuckle (and in this case has 30 days).



Source of text:

<https://www.mathsisfun.com/measure/months.html>


Isn't it easy? You can practice using this method to memorize the sequence of months and the days of each months.



Now open your dictionary and discuss with your classmates what the meaning of these words.



'In the month of May'
'This month'
'Next month'
'Last month'
'Every month'
'In two months' time'
'In the end of the month'



After learning the order of the months. You may still don't know how to ask and tell months.



Have you ever heard someone asked a question like this?

"What month is it?"



When someone asks you the kind of question, he may don't know the month. So, you have to help him/her to remember it. How do you tell him/her?



Here is a table of asking and telling months of the year that commonly used by English people. Read each question and its response loudly, carefully and correctly.



No.	Asking Months of the Year	Telling Months of the Year
1	What month is it now?	It is December.
2	What month is it next month?	Next month is January.
3	What month is last month?	Last month is November.
4	What month comes before February?	January.
5	What month comes after February?	March.
6	What is the first month of the year?	It's January.
7	What is the last month of the year?	It's December.
8	Which month is your birthday?	My birthday is in March.
9	Which month is your favorite month?	My favorite month is April.
10	Which month was your brother born?	My brother was born in September.
11	Which month was she accepted in English club?	She was accepted in English club in July.
12	What months are rainy season in your country?	Rainy season is between October and April.
13	Which months are dry season in your country?	Dry season is between May and September.
14	What month were you interviewed for your job?	I was interviewed in June.
15	Which month were you conceived?	I was conceived in May.
16	What month will it be in three months?	This month is December. Three months from now will be March.
17	What month will you leave this country?	I will leave this country in August this year.
18	What month do you harvest corn?	I harvest corn in September.
19	What month do you go on a holiday?	I usually go holiday in December.
20	What month does school start?	School starts in August
21	When does winter end?	Winter ends in September



If you are still confusing, make questions about the things you do not understand about this topic. Then submit the questions to your teacher.

Task 80 Write down what make you confuse and make questions you want to know more about the topic!

I still do not understand about:

1. _____

2. _____

I want to know more about:

1. _____

2. _____

3. _____

LOOKING FOR INFORMATION

I think now I'm prepared yet for the exams. It's half past six now. I must go to school.



I'll see you again in school.



06:45 a.m. at school.



Hi Budi, how are you?


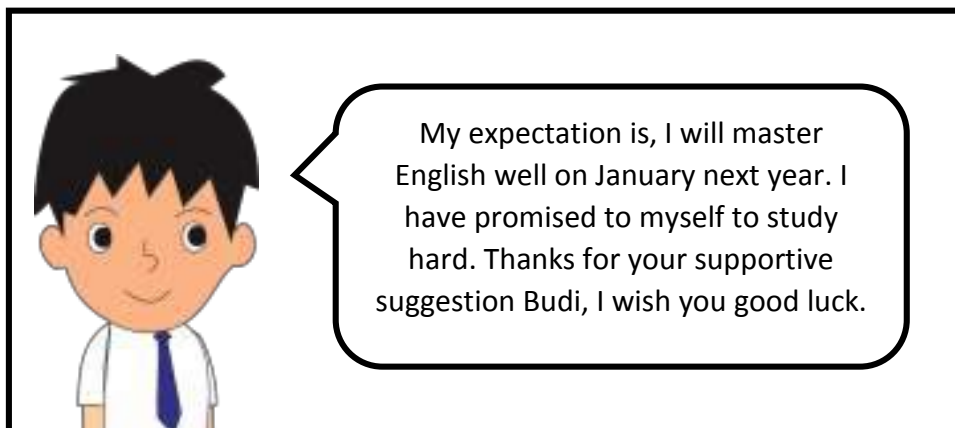

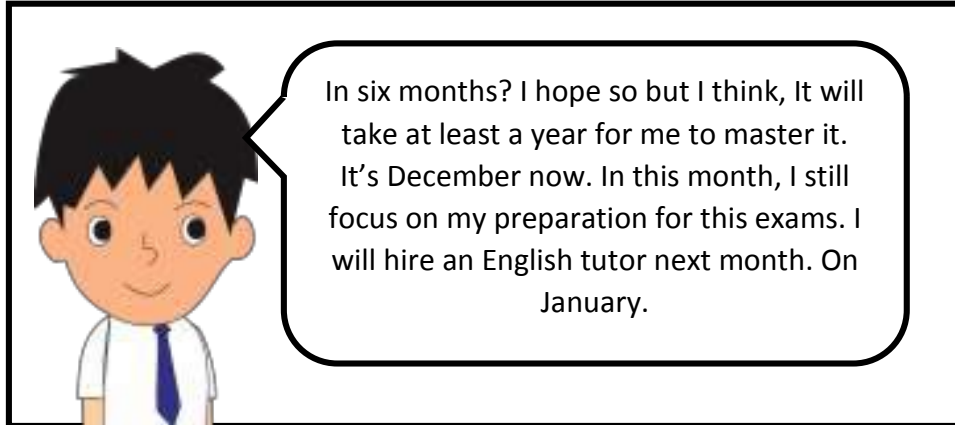

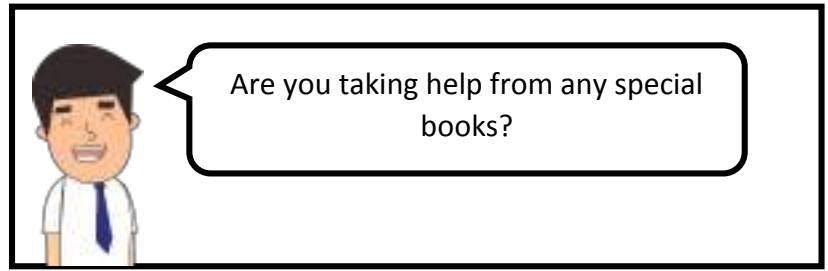
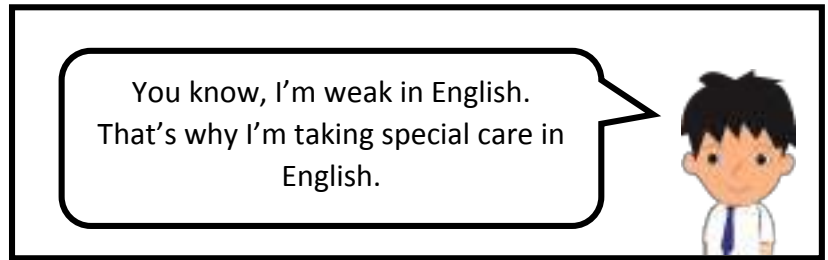



Fine, thank you. Why are you looking so sad?

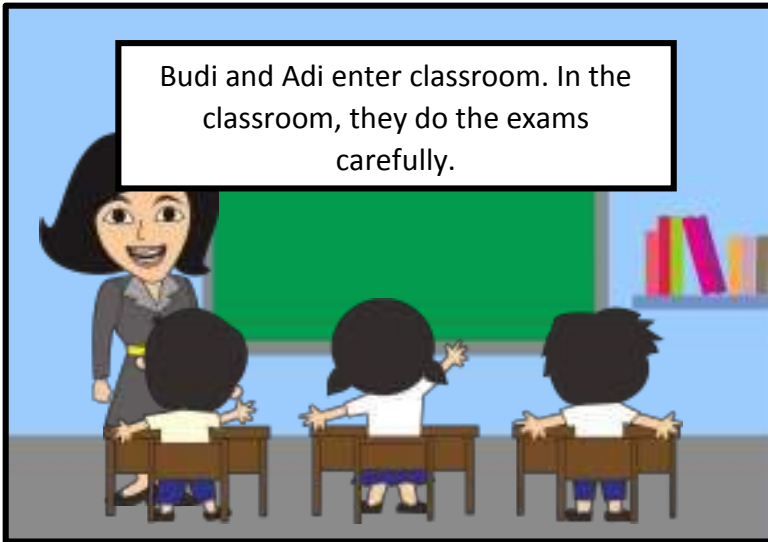


Actually, I'm worried about my first exam, what about your preparation for the examinations?






Budi and Adi enter classroom. In the classroom, they do the exams carefully.



The bell has rung, they submit their answer-sheets to Mrs. Susan and go out from classroom.



Adi tells Budi that he met difficulty in finishing his first exam.



Hey Budi,
how was
your exam?



I was not really
sure but, I could
finish them all.
What about
you?



You have
seen that I
failed when I
performed it
in front of
class.



Don't
worry Adi,
you just
need to
practice
and study
harder.

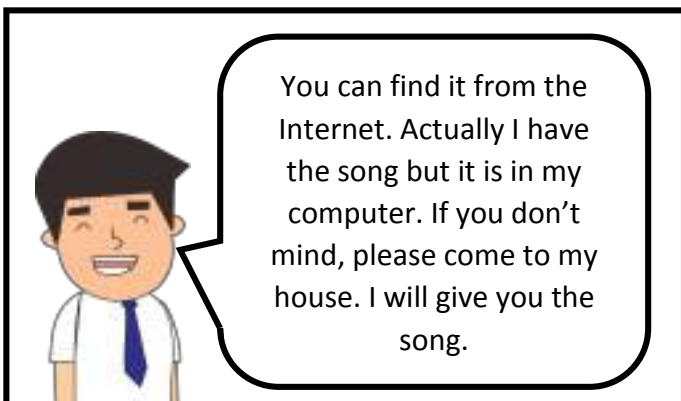



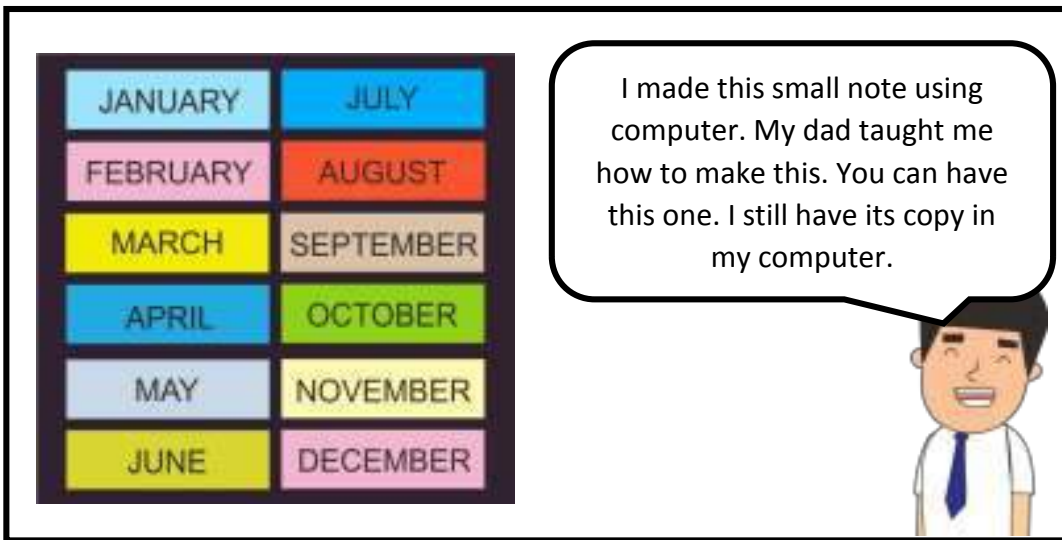







I will.



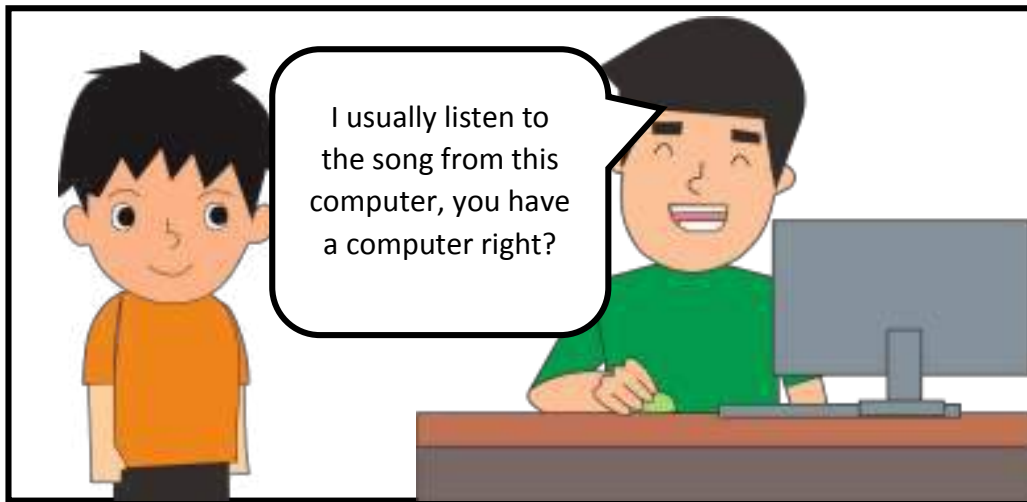
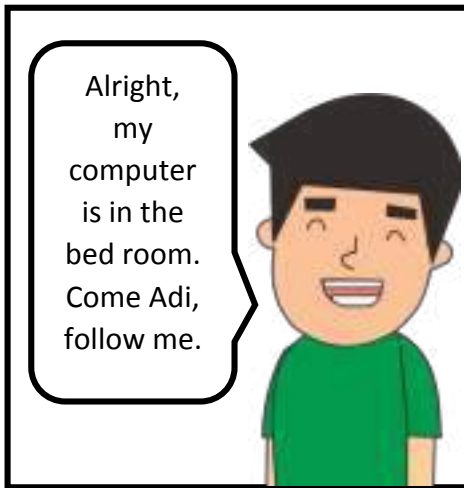





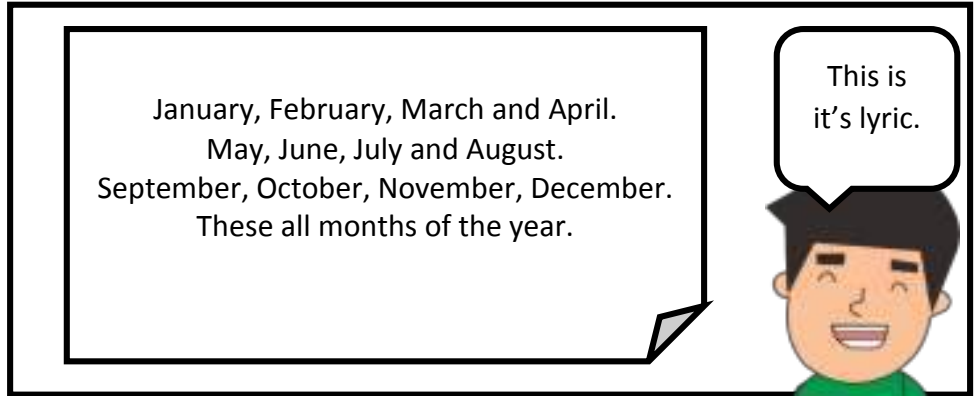
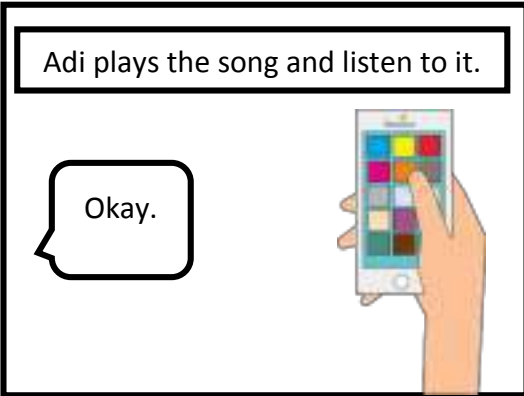
What makes you confuse actually?











Okay.

JANUARY	JULY
FEBRUARY	AUGUST
MARCH	SEPTEMBER
APRIL	OCTOBER
MAY	NOVEMBER
JUNE	DECEMBER

Try to memorize the sequences, and then complete this table. I'll help you.

Before	This Month	After
December	January	February
	February	
	March	
	April	
	May	
	June	
	July	
	August	
	September	
	October	
	November	
	December	

For example, you can see that the month comes after January is February, and the month comes before January is December. Now I will give some questions and try to answer it.

Audio
75

What month comes before January?

After January is February.

What month comes after January?

Before January is December.

What month comes after February?

After February is March.

What month comes before February?

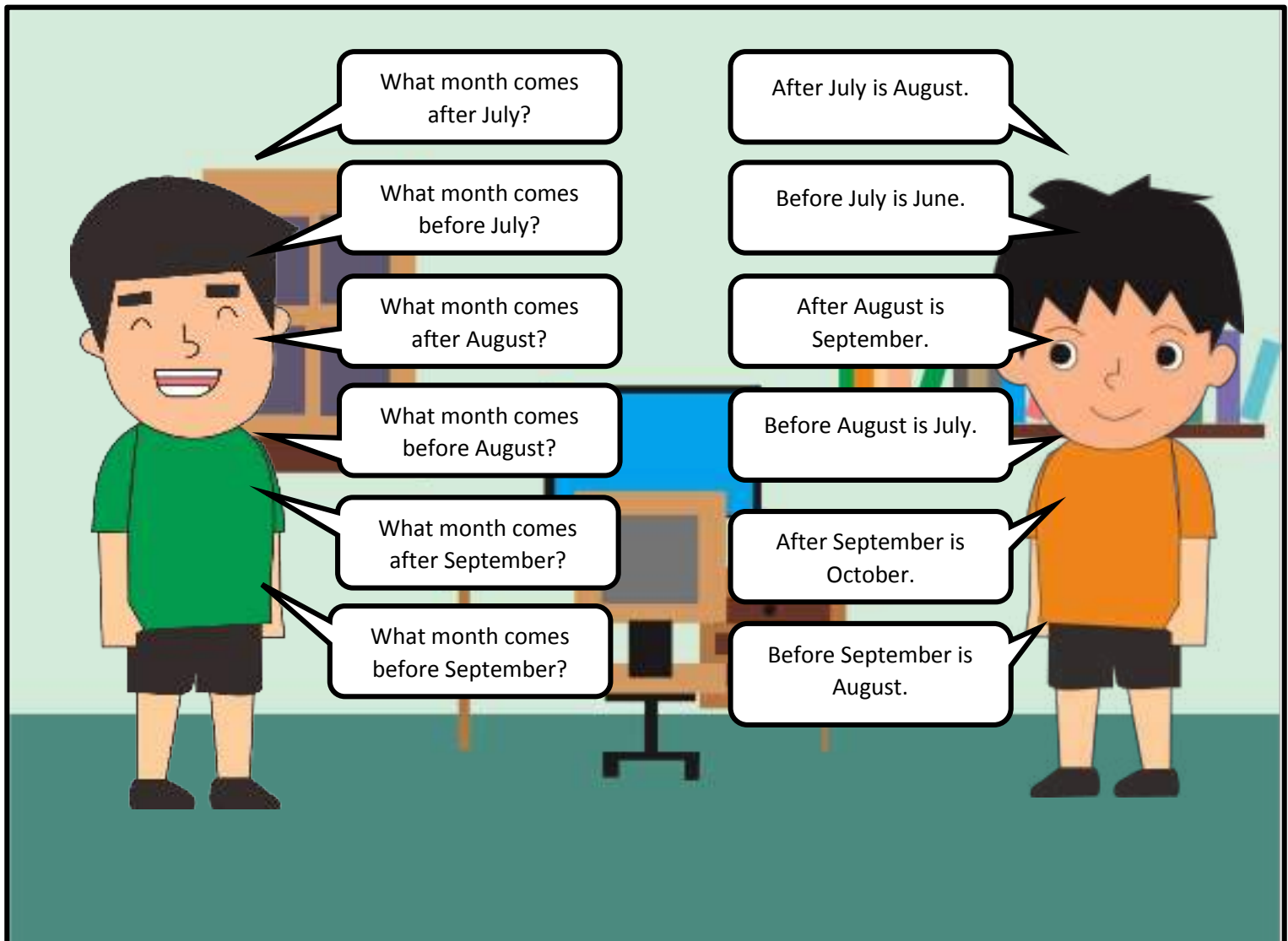
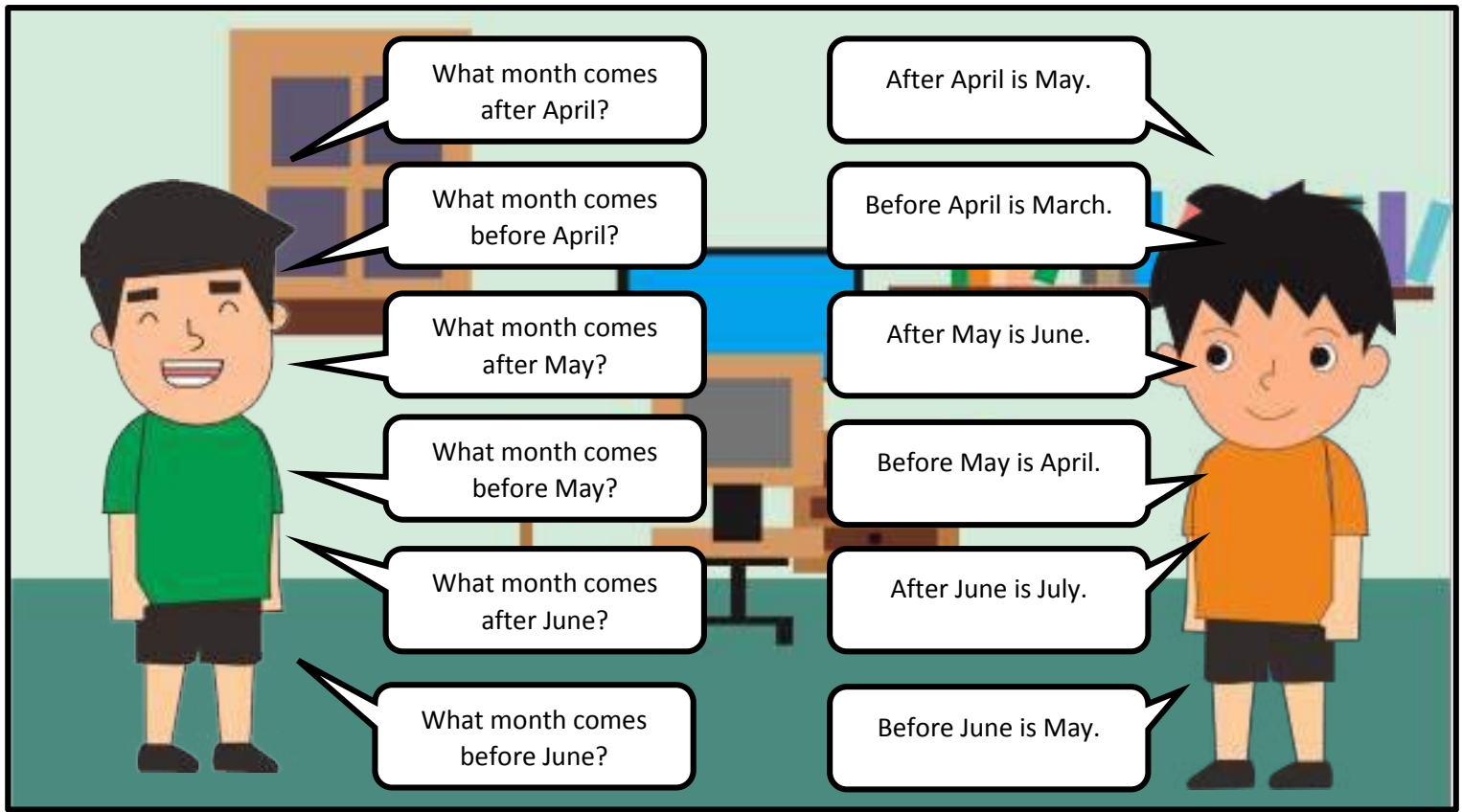
Before February is January.

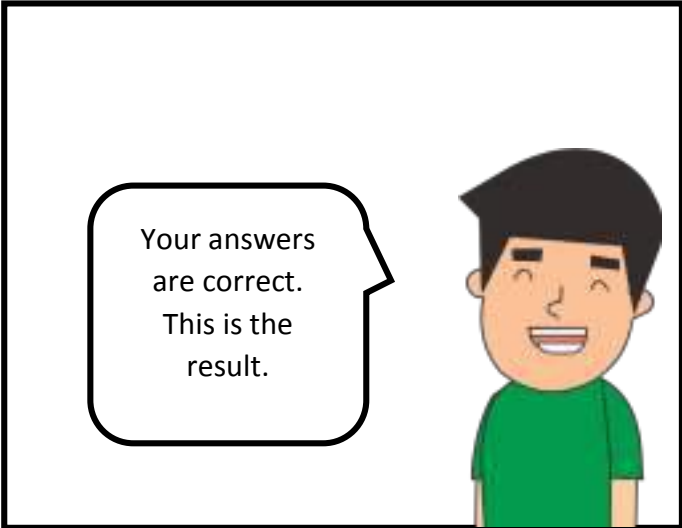
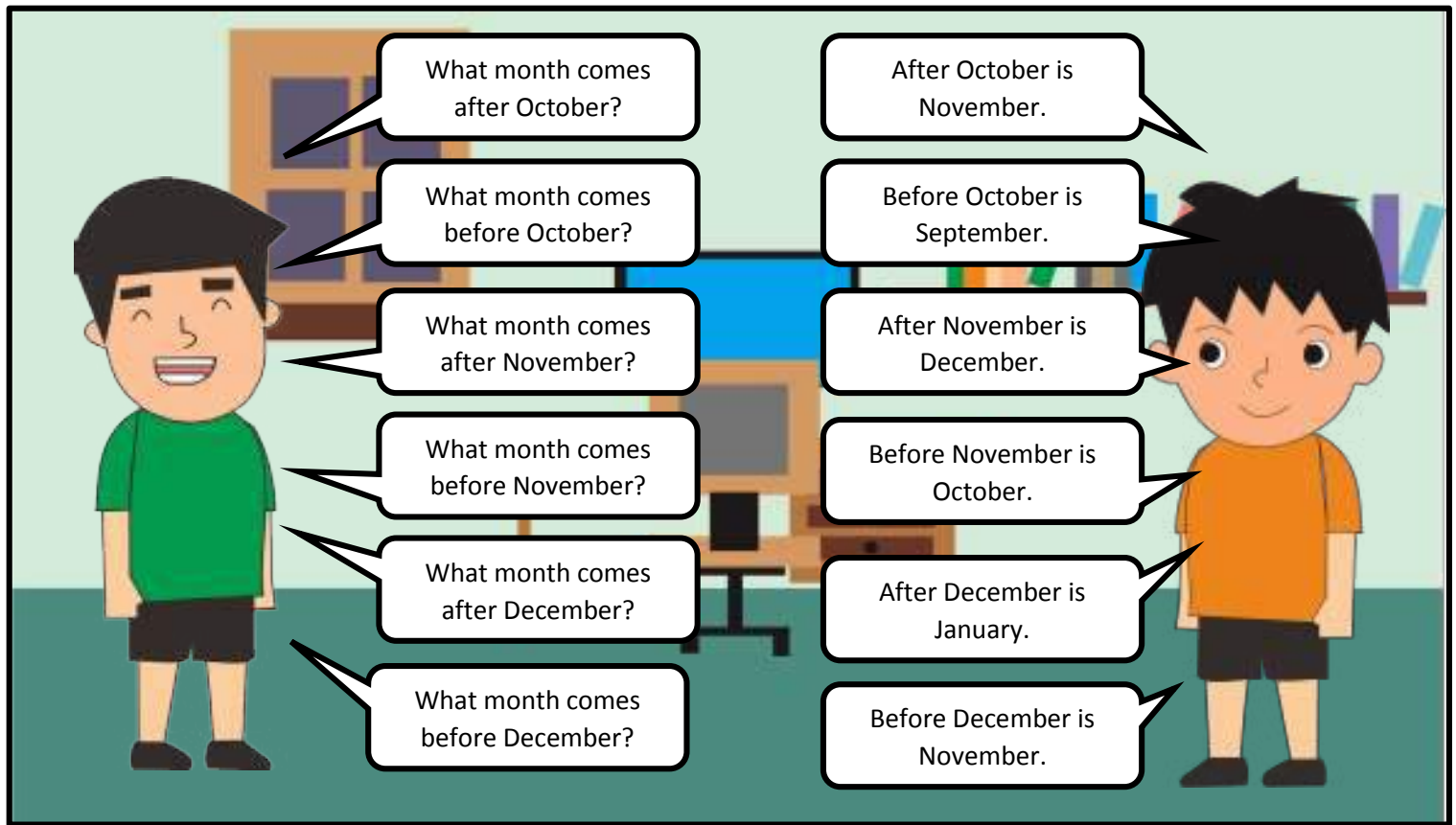
What month comes after March

After March is April.

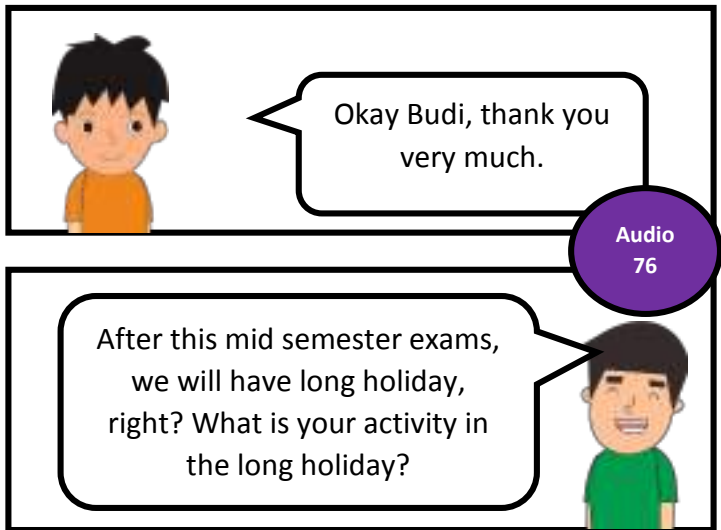

What month comes before March

Before March is February.





Before	This Month	After
December	January	February
January	February	March
February	March	April
March	April	May
April	May	June
May	June	July
June	July	August
July	August	September
August	September	October
September	October	November
October	November	December
November	December	January



Not much, I think I will spend my time with my family at home. How about you?



I and Tina will go picnic in the park. Why don't you join us?



Wow it must be fun. May I join?



Yes, please join us. We will have good time together.



Thank you so much.



It will be more fun if you invite all of your sister and brother.



Okay



This month is actually one of my favorite months.



Really? Why?

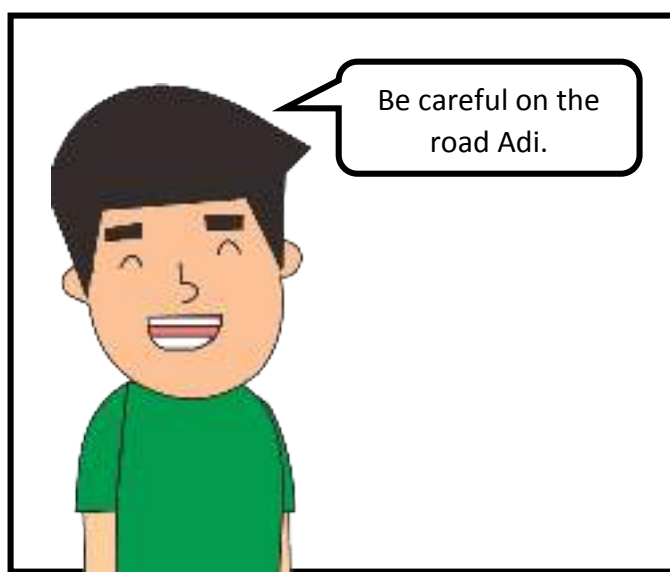
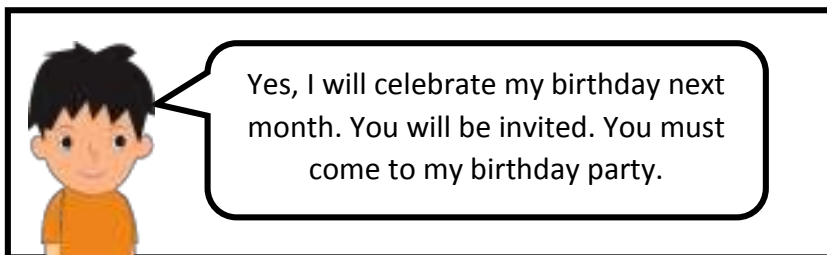
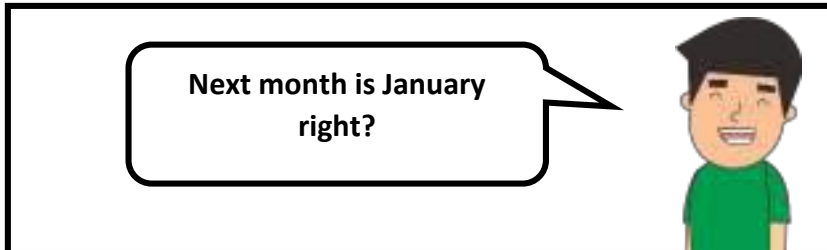



I'm so blessed because we are living in a state that has two seasons. **I like rain. In December we will see rain.**

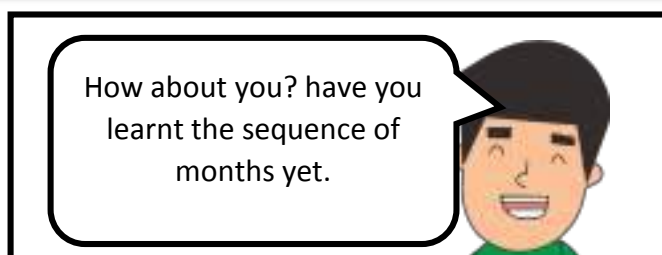
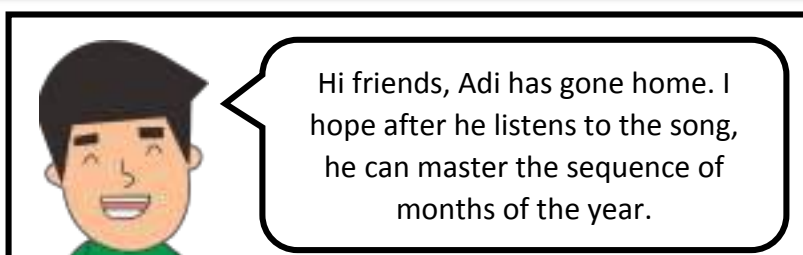



The other reason is, we have long holiday In December. We can go hang out, picnic with friends. What about you? **What is your favorite month?**





ASSOCIATING





Look at the simple note of months again, read it carefully and memorize the sequence of

After you memorize it. Listen to months of the year song and read it's lyric.

Now look at these months in the boxes. The months are not in order yet. Arrange these months so they are in order correctly.

Task 81

Arrange these months so they are in order correctly!

March	1	January
October	2	
February	3	
April	4	
August	5	
November	6	
July	7	
December	8	
May	9	
September	10	
January	11	
June	12	

It must be easy if you have memorized it. But, if you still meet difficulty in arranging them, discuss it with your classmates in the course group.

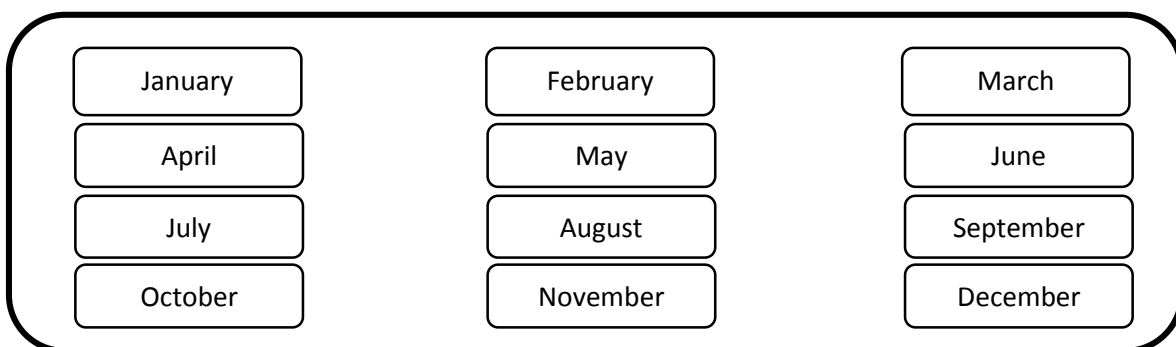
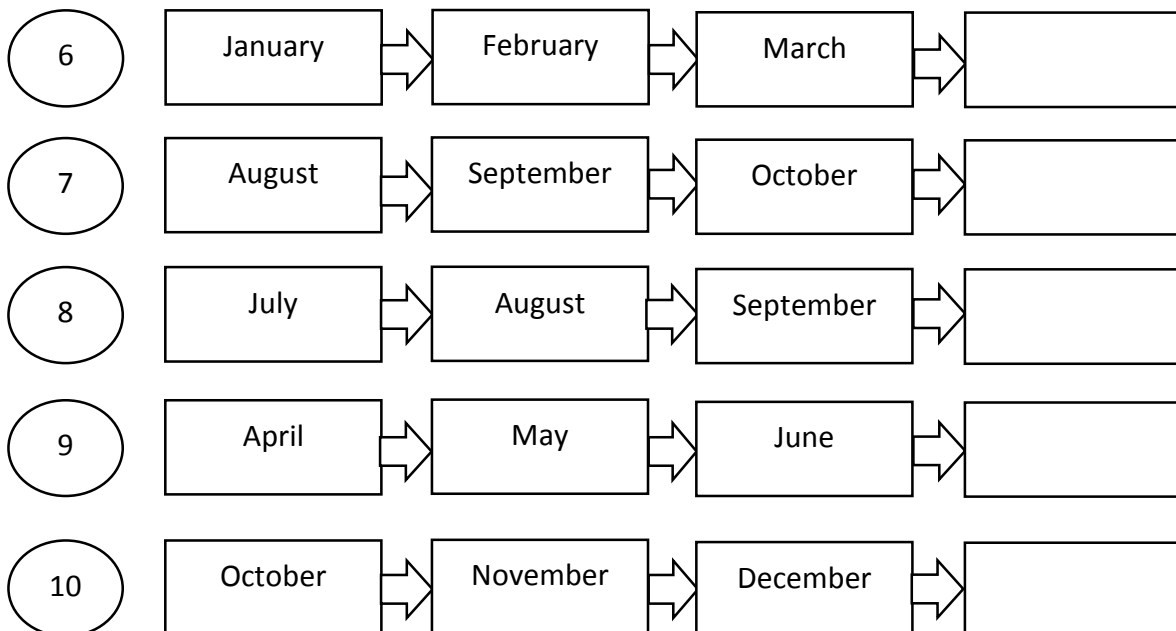
Now, listen to the audio then complete these empty boxes. Which month comes next?

Task 82

Listen to the audio then complete these empty boxes. Which month comes next?

1	February	→	March	→	April	→	
2	September	→	October	→	November	→	
3	June	→	July	→	August	→	
4	May	→	June	→	July	→	
5	November	→	December	→	February	→	

Audio
77



Task 83

Listen to the audio and complete these dialogues!

1. Mary and Nancy are best friends. Nancy has a problem. She needs Mary's help.

Nancy : Mary, _____?

Mary : It's _____. Why?

Nancy : I need to pay water bill. But I'm broke at this time. Can I borrow you some money?

Mary : How much it cost?

Nancy : I need to pay \$104 for electricity and \$70 for water. I have only \$150.

Mary : Alright. Here it is. I have \$25 for you.

Nancy : Thank you so much. I promise, next month I will pay your money back.

Marry : Don't really think about it.

2. Mary and Nancy are roommates. They live in a dormitory. Mary is one grade higher than Nancy. Last month Mary has graduated. Next month she will go back to his country.

Nancy : Are you really going back to your country?

Mary : Yes, I am. I miss my family. Don't worry, this month I will spend my time with you here.

Nancy : Alright, when will you go back to your country?

Mary : Next month.

Nancy : Wait _____?

Mary : _____.

Audio
78

Nancy : Alright then, I will accompany you to the airport.

Mary : Thanks. I will text you often.

3. Mary is so happy because she gets accepted into Harvard university.

Nancy : Hi Mary, how have you been?

Mary : I have been good. I'm so happy because I got accepted into Harvard university.

Nancy : Oh, really? Wow! Congratulation_____?

Mary : Thank you_____.

Nancy : So, it's three months from now?

Mary : What month is it now?

Nancy : It's June. Well you must study hard. I will always support you.

Mary : Thanks so much. Yes, I will.

4. Nancy has a brother. His name is Nicky. He has married. He is building a new house.

Nancy : _____?

Nicky : _____. Why?

Nancy : Can I stay at your new house when long holiday comes?

Nicky : Of course! Why not. You can invite mom and dad too.

Nancy : Thank you so much.

Nicky : Don't mention it.

5. Nancy bought a new watch but it has broken. She asks Amy to accompany her to service center.

Nancy : Hi Amy. Do you have time?

Amy : Well, actually I have done my homework. Now I don't know what to do.

Nancy : Can you accompany me to smartphone service center?

Amy : What happen with your smartphone?

Nancy : It has problem with its touchscreen.

Amy : Have you checked your phone warranty?

Nancy : Yes I have. It's warranty periods is 12 months.

Amy : _____?

Nancy : _____.

Amy : Oh, it was nine months ago. So your smartphone is still under warranty. Let's go then.

Task 84

Unscramble the words!

1. Uyjnara : _____
2. Ryfbeura : _____
3. hcmra : _____
4. Lapir : _____
5. Yam : _____
6. Enju : _____
7. Yjlu : _____
8. Gtsuua : _____
9. Tmesperbe : _____
10. Tcobore : _____
11. Vonmereb : _____
12. Cedmeerb : _____

Source of text:
<http://www.workshe-etfun.com/2013/03/10/months-year-1-worksheet-2/>

Gina : Hi, Jodie.
Jodie : Hi, Gina.
Gina : I plan to take a trip to Europe
Jodie : When?
Gina : Next month.
Jodie : Wait, what month is next month?
Gina : It's January. Do you want to go with me?
Jodie : I wish I can go with you, but my mom is sick. I must take care of her.
Gina : Oh, I'm sorry. I wish she gets better soon.
Jodie : Thank you. By the way, what country are you interested in visiting?
Gina : I plan to visit Italy, Spain, France, Germany, and England.
Jodie : Do you speak English?
Gina : Yes, I do. I speak German and Italian too.
Jodie : Good. What date are you planning to start your trip?
Gina : On January 25th. What do I need?
Jodie : You need a passport. It's cold in Europa now, you also need warm clothes.
Gina : I hope it's snowing. I like the snow.
Jodie : How long are you going to be in Europe?
Gina : Three months. In January I will be in Italy and Spain, in February I will be in France and Germany and in March I will be in England. So in April I will fly to come back home.
Jodie : You need to plan your tour and go to see travel agent to make reservations for you.
Gina : Thank you. I have to go now. See you.
Jodie : See you.

Answer these questions!

1. When does Gina plan to go in Vacation?

2. How long is Tina going to be in Europe?

3. What month will Tina be in Italy and Spain?

4. What month will Tina be in France and Germany?

5. What month will Tina come back home?

Task 86
Read each statement and write the answers!

- | | | | |
|--------------|-------------|--------------|---------------|
| 1. January | 2. February | 3. March | 4. April |
| 5. May | 6. June | 7. July | 8. August |
| 9. September | 10. October | 11. November | 12. December. |

1. First month of the year
2. Last month of the year
3. Month after June
4. Month before September
5. Month between May and July
6. Second month of the year
7. Tenth month of the year
8. Third month of the year
9. Month between March and May
10. Fifth month of the year



Now let's play
word search
puzzle.

How many words can you
find in this puzzle using
the word bank?


Task 87
How many words can you find in this puzzle using the word bank?


C	D	W	J	O	J	Z	W	F	N	Z	M
Y	A	M	Q	U	R	P	T	S	V	E	H
M	R	I	E	Z	L	K	B	U	T	N	E
D	J	E	C	I	C	Y	Y	R	S	U	S
T	E	A	B	E	U	E	R	E	U	J	F
L	W	C	N	O	U	M	Z	B	G	G	E
C	I	P	E	U	T	E	O	M	U	P	B
X	U	R	C	M	A	C	A	E	A	V	R
W	N	W	P	X	B	R	O	T	W	J	U
F	M	P	V	A	B	E	Y	P	T	U	A
R	H	C	R	A	M	M	R	E	R	L	R
R	E	B	M	E	V	O	N	S	R	X	Y

1. April
2. August
3. December
4. February
5. January
6. July
7. June
8. March
9. May
10. November
11. October
12. September


Source of puzzle:

<http://www.apples4theteacher.com/math/calendar/printables/months-of-the-year/word-search-challenge-ans.html>


CREATING




Now, make a group of three students. First student says the name of a month randomly.




Then the second student says the name of next month of the month (the month that first student said). Then, third student says the name of previous month of the month (the month that first student said).




I will give you an example.




All of three students stand together. I will call them student A, student B and student C.



Student A is between students B and student C. Students B is on the right side of student A. Student C is on the left side of student A.




Student A says the name of month randomly. Student B says the name of previous month. And, student C says the name of next month of the month.




Previous month is December

Student B



This month is January.

Student A



Next month is February.

Student C

Student A says the name of a month randomly first, then student B says the previous month of the month student A has said and student C says the next month of the month student A has said.



Task 88

Make a group of three students. First student says the name of a month randomly. The second student says the name of next month of the month that has been said by first student. The third student says the name of previous month of the month that has been said by first student.

1. Student A: "This month is January"
Student B: "Previous month is December"
Student C: "Next month is February"
2. Student A: _____
Student B: _____
Student C: _____
3. Student A: _____
Student B: _____
Student C: _____
4. Student A: _____
Student B: _____
Student C: _____
5. Student A: _____
Student B: _____
Student C: _____

After you practice it with your group, perform it in front of class.



Now tell me about your favorite month of the year and tell me the reason why you like the month. Give me at least two reasons. Write it on a paper. I will give you an example.



Task 89

Tell your favorite month of the year!

My Favorite Month of the Year!

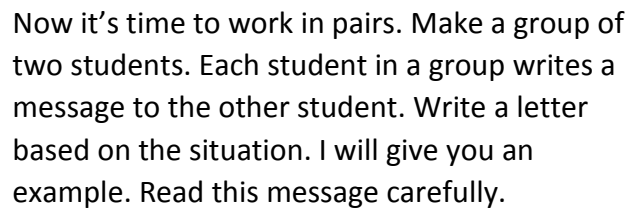
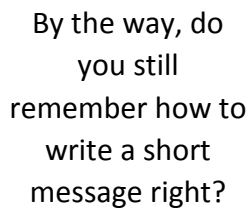
My favorite month of the year is December, because it's the last month of the year. I usually go on holiday and celebrate year's eve. In other side, I usually visit Nina's house in December because it's long holiday. I'm so happy to meet Nina because she is my best friend.



You need to use dictionary and ask your teacher's help if you meet difficulty.



After you finish writing it. Tell your classmates about your favorite month in front of class.



Hi, Tina.

I remember you have ever told me that you really like to go abroad. So, I told my dad about it and he asked me to invite you to join us. So, do you want to join us? Reply this message soon.

Your best friend,
Budi.

Make a group of two students. Each student of a group writes a short message to the other student. Write a letter based on this situation.

You have a plan to take a trip to other countries. You need to tell your best friend because she/he likes to go abroad. Tell him/her what countries you will visit and how long you will be in each country. Tell him/her by writing a short message for him/her.

[illegible]

REINFORCEMENT

Okay guys. Now, you have learnt about telling months of the year. Let me know how much you have learnt it. Put a tick (✓) in the right box according to how much you have learnt this topic.



Task 91

Put a tick (✓) in the right box according to how much you have learnt the topic!

Aspects	Very Much	Much	Little
Months of the Year	<input type="checkbox"/>	<input type="checkbox"/>	<input type="checkbox"/>



Now make a summary of telling the months of the year you have learnt.

Task 92

Make a summary of telling months of the year you have learnt!

1. In this topic I have learnt about:

2. I don't understand about:

3. What do you have to do to master the topic you do not understand?

4. The summary of this unit is:

TELLING THE DATE

December 22, 2017. Budi's house.



Budi has passed his mid semester exams. The long holiday has come. Even though it's long holiday, He still has many activities to do. On Saturday morning, Budi is watering plants in the garden.



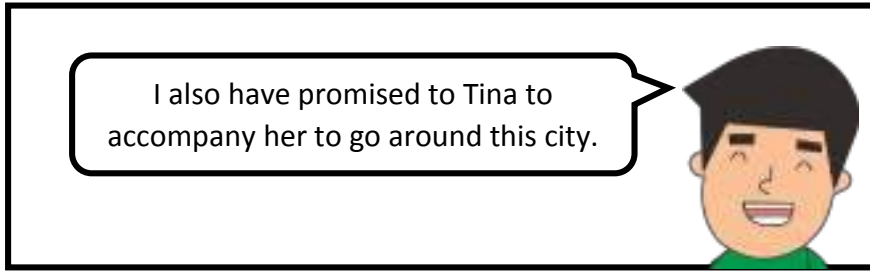
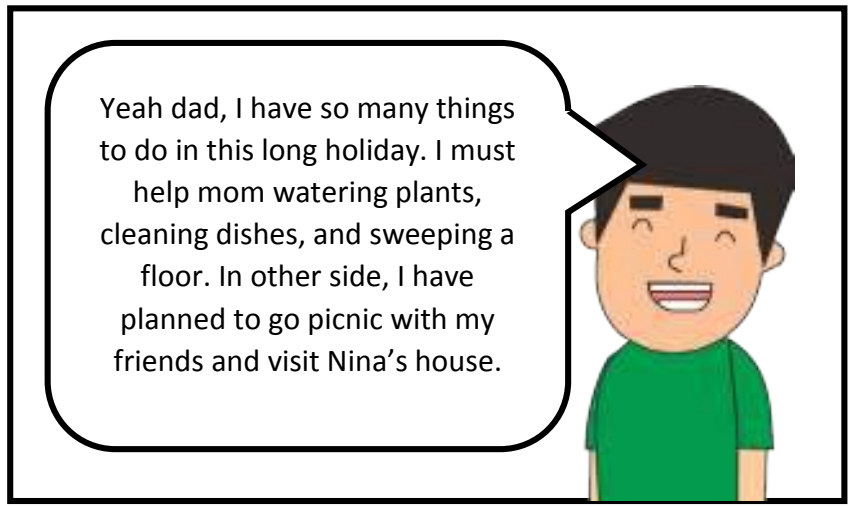
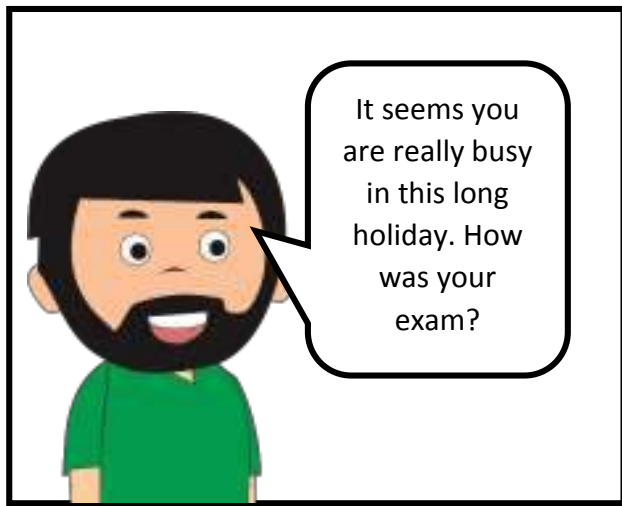
Audio
79

Good morning
Budi. How are you
today?





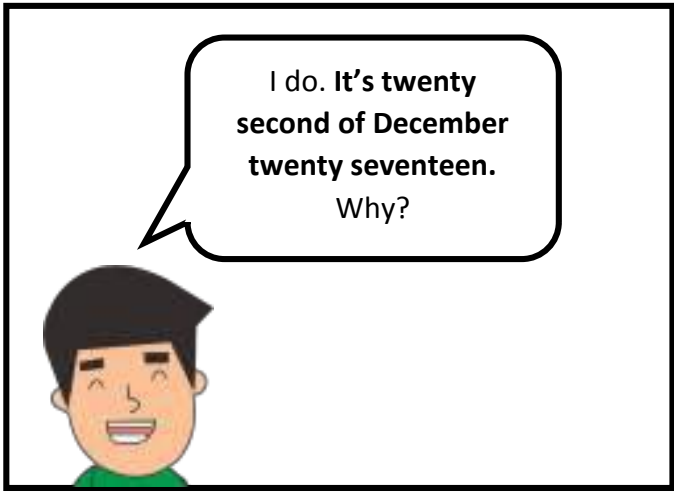
Good morning dad. I'm fine thank you.






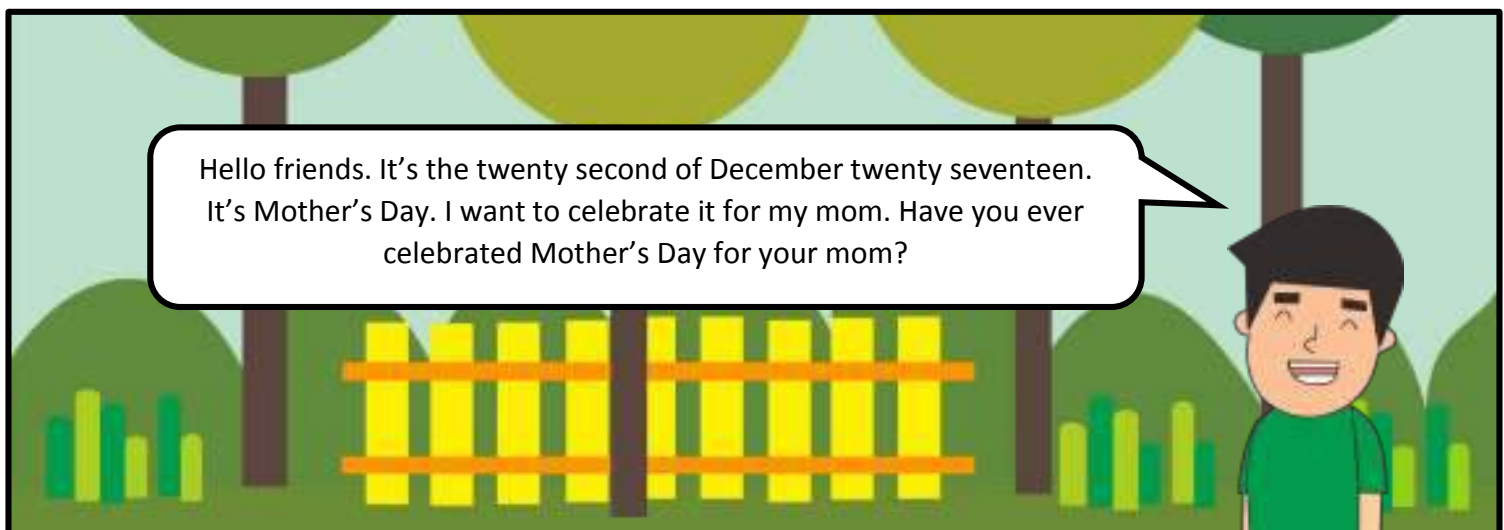
BUILDING UP







OBSERVING AND QUESTIONING



Beside celebrating Mother's Day. I also usually celebrate other national days. In Indonesia, there are several national days that are usually celebrated.



Look at this table.
These are the national's day that are usually celebrated.



National Days in Indonesia


April 21st	Kartini's Day
April 22nd	Earth Day
May 1st	Labor Day
May 2nd	National Educational Day
May 20th	National Awakening Day
May 22nd	Reformation Commemoration Day
June 1st	Pancasila Day
July 22nd	National Children Day
August 17th	Independence Day
October 2nd	Batik day
October 5th	Indonesian Armed Forces Day
October 28th	Youth Pledged Day
November 10th	Heroes' Day
December 22nd	Mother's Day

Source of text:
Bahasa Inggris
When English Rings
a Bell Edisi Revisi
2017, by Siti
Wachidah, Asep
Gunawan,
Diyantari, Yuli
Rulani Khatimah.

In the table you can see that each day is represented by ordinal number. Such as, 1st, 2nd, 3rd and so on.



A numbered day in a month, often given with a combination of the name of the day, the month, and the year is called *date*. Do you know how tell the date?



Source of text:
<https://dictionary.oxfordbridge.org/dictionary/english/date>

For dates spoken in English is used ordinal numbers. In order to tell the date, you need to learn about the ordinal number first.



Source of text:
<https://www.woodwardenglish.com/lesson/how-to-say-the-date-in-english/>



Here is how English people write and pronounce the ordinal numbers.

1st	The first	11th	The eleventh	21st	The twenty first
2nd	The second	12th	The twelfth	22nd	The twenty second
3rd	The third	13th	The thirteenth	23rd	The twenty third
4th	The fourth	14th	The fourteenth	24th	The twenty fourth
5th	The fifth	15th	The fifteenth	25th	The twenty fifth
6th	The sixth	16th	The sixteenth	26th	The twenty sixth
7th	The seventh	17th	The seventeenth	27th	The twenty seventh
8th	The eighth	18th	The eighteenth	28th	The twenty eighth
9th	The ninth	19th	The nineteenth	29th	The twenty ninth
10th	The tenth	20th	The twentieth	30th	The thirtieth

Audio
80

Listen carefully to the audio how to say the numbers. Then repeat the words after the audio, one by one.

In the previous lesson, you have learnt how to say numbers, it is like one, two, three, etc.

When we say years, we usually say the first two numbers together and the last two numbers together.

Source of text:
<https://www.wallstreetenglish.com/blog/days-of-the-week-months-dates-english/>

If the year is 2017, we say the first two numbers – twenty – and the last two numbers – seventeen. So 2017 is twenty seventeen. It's easy right? Here I give you some examples.

You Write	You Say
1900	Nineteen hundred
1901	Nineteen hundred and one
1990	Nineteen ninety
2000	Two thousand
2001	Two thousand and one
2010	Two thousand and ten
2017	Two thousand and seventeen

Source of text:
<https://www.english-hilfen.de/en/words/date.htm>

Audio
81

You normally split up the year in tens. 1985 is split up in 19 and 85. (You say: nineteen eighty-five).



<https://www.english-hilfen.de/en/words/date.htm>

From 2000 until 2009 the year is normally not split up. 2000 = two thousand, 2001 = two thousand (and) one. The word 'and' is often left out. From 2010 on the year is split up again. 2010 is split up in 20 and 10. (You say: twenty ten).

Source of text: <https://www.english-hilfen.de/en/words/date.htm>

Now, I will show you how to tell the dates.

In order to tell the date, you say the day first, then followed by month and year. For example:

	Day	Month	Year
You write	1st	January	2010
You say	The first	January	Twenty ten

The two letters at the end of the number and the comma are often left out.

Source of text: <https://www.english-hilfen.de/en/words/date.htm>


Commonly, American people say the month first the followed by day and year.

	Month	Day	Year
You write	January	1st	2010
You say	January	The first	Twenty ten

The definite article 'the' can be left out. For example: January first twenty ten.

Source of text: <https://www.english-hilfen.de/en/words/date.htm>

You can also write the date in numbers only. Notice these examples.




Source of text: <https://dictionary.cambridge.org/grammar/british-grammar/writing/dates>

In letter and numbers	In numbers only
14 November 2005	14-11-2005 or 14.11.05
20 January 1993	20/1/1993
In letter and numbers	In Number only
November 14th, 2005	14-11-2005 or 14.11.05
January 20, 1993	20/1/1993


Sometimes the last two letters of the number as spoken can be used (th, rd, st, nd): Today is the 7th September. The grand opening is on 1st June. or ... on June 1st.

Source of text: <https://dictionary.cambridge.org/grammar/british-grammar/writing/dates>





With the exception of May and June, months can be shortened as follows:
Jan, Feb, Mar, Apr, Jul, Aug, Sept, Oct, Nov, Dec.
You have learnt the abbreviation of months from the previous lesson right?

Source of text: <https://dictionary.cambridge.org/grammar/british-grammar/writing/dates>



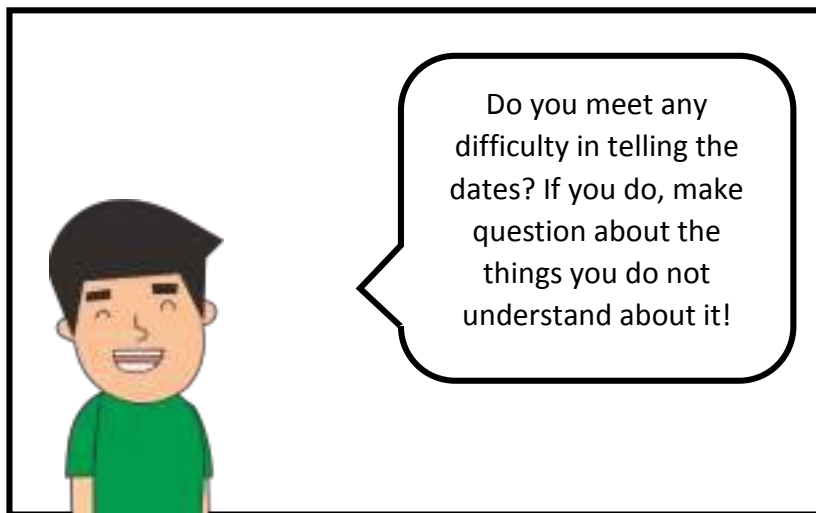
Alright. If you are still confusing. Ask your teacher to explain it carefully.





You can ask the date in several ways. Look at this table.

Asking the date	Telling The date	Audio 82
What date is it?	It's the first of June. (1st June)	
What's the date today?	It's June the first. (June 1st)	
What's today date?	Fifteenth of April. (15th April)	
What's your date of birth? When were you born?	My birthday is in January. It is on the twenty nine of January.	
What date is mother day?	It is on the twenty second of December twenty seventeen.	
Source of text: https://dictionary.cambridge.org/grammar/british-grammar/writing/dates		



Task 93

Write down what make you confuse and make questions you want to know more about the topic!

- _____

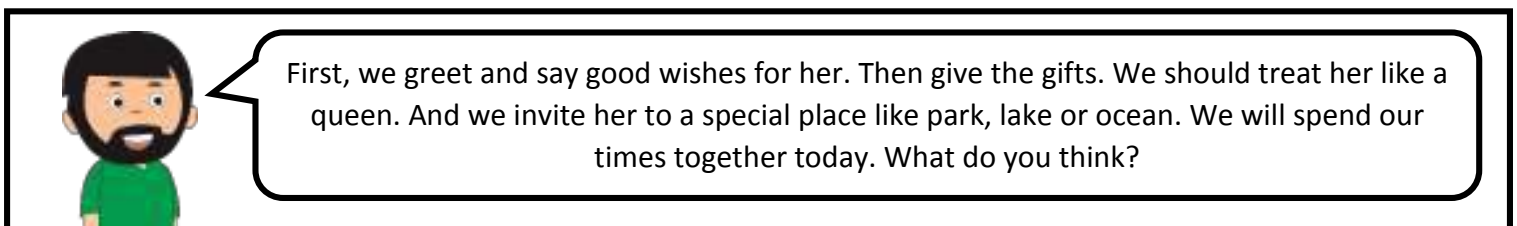
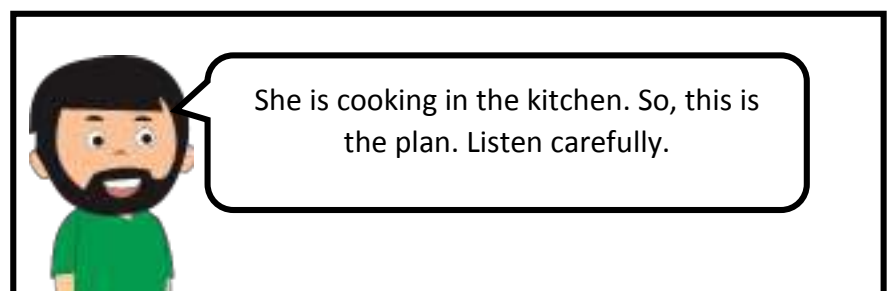
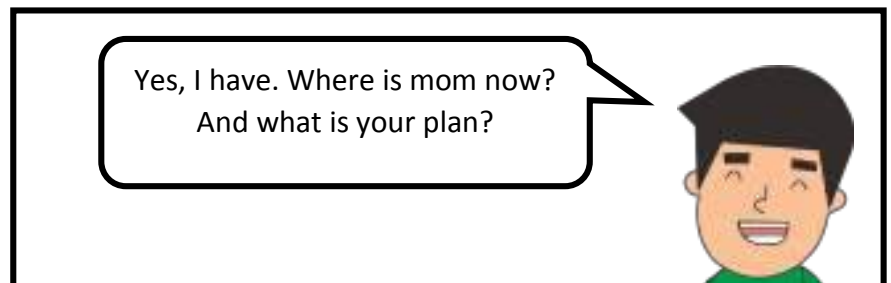

- _____



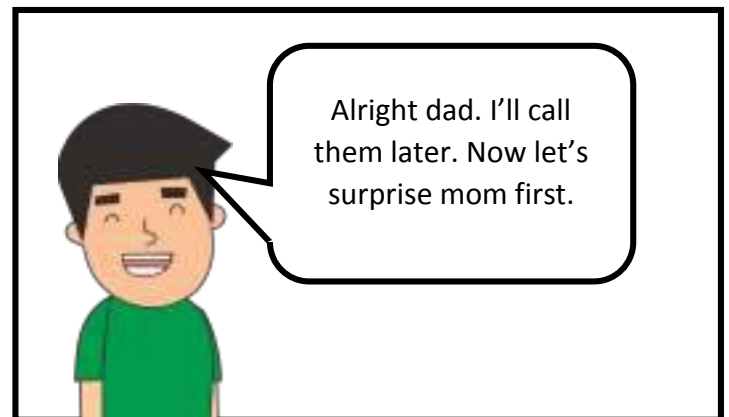
- _____

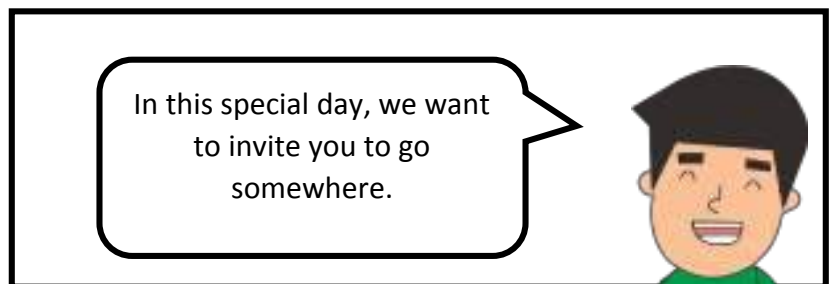

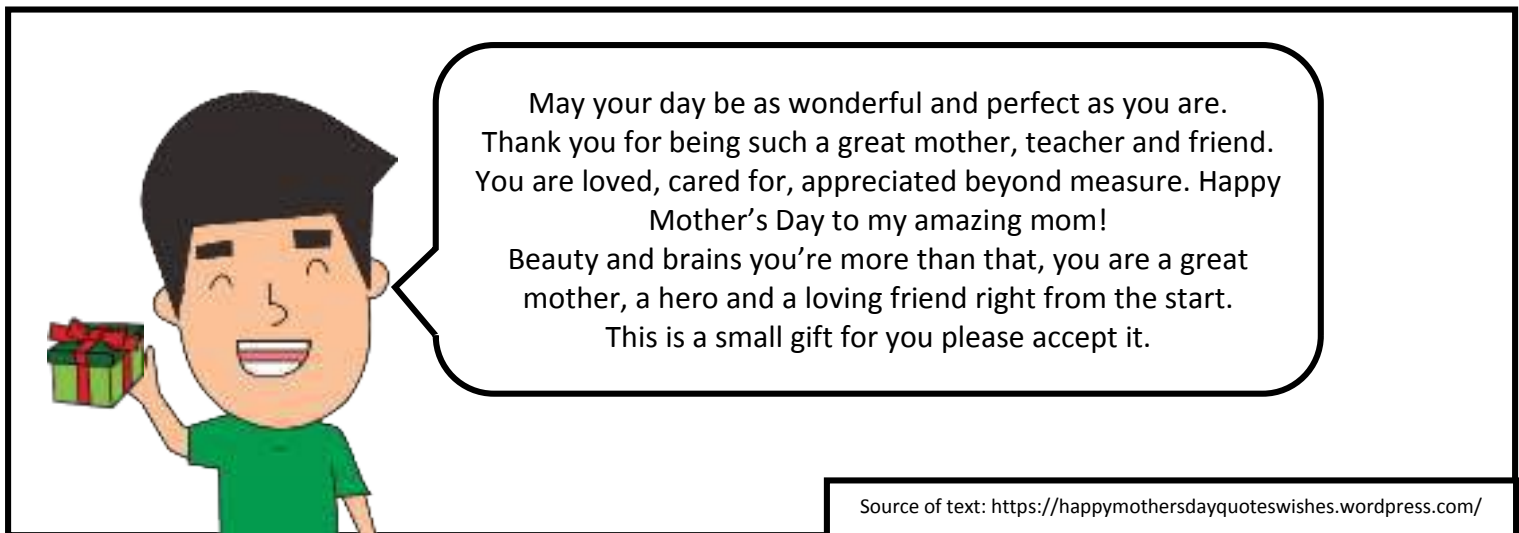
- _____



LOOKING FOR INFORMATION







Where?

Budi and Mr. Ubaid invite Mrs. Aisyah to go picnic to the lake. They also invite Tina And Ben too.

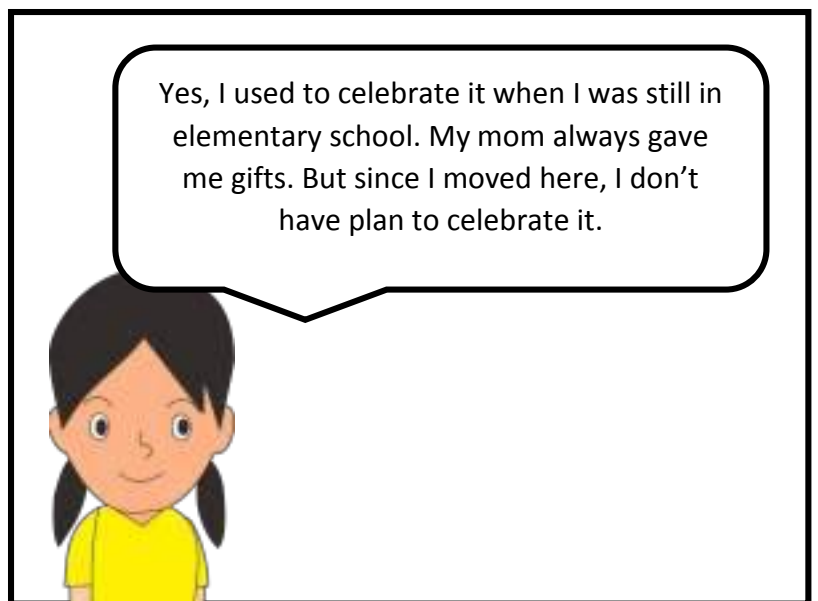

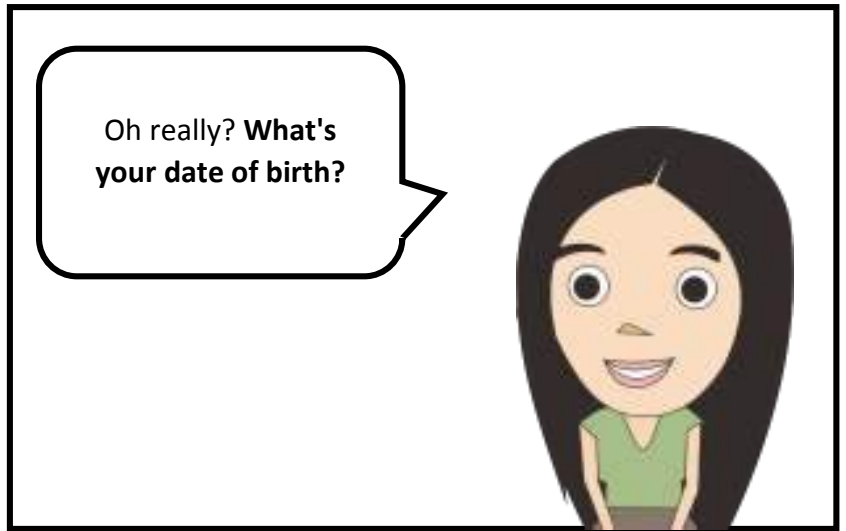
Audio
83



Ben, Tina, Budi, Mr. Ubaid and Mrs. Aisyah build a tent. They have fun together.

Ben, how are you?
It's been long time
no see you?

I'm fine Mrs. Aisyah.
Thank you very much
for asking. How about
you?

I'm fine too, thank you.
last we met you were
still ten years old. You
have the same age with
Budi, right?





Ben, Tina, Budi, Mr. Ubaid and Mrs. Aisyah have arrived to Mr. Ubaid family's house. Then Ben and Tina ask for leave.

See you again next time.

See you everyone.

See you.

See you.

See you.

Budi enters his house, suddenly the phone rings. Mr. Ubaid asks Budi to answer it.

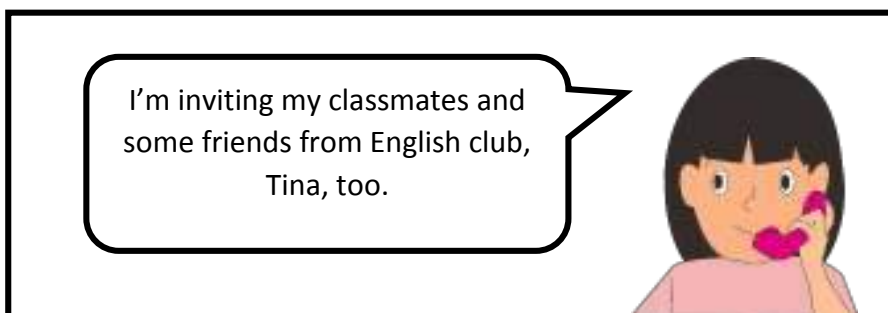



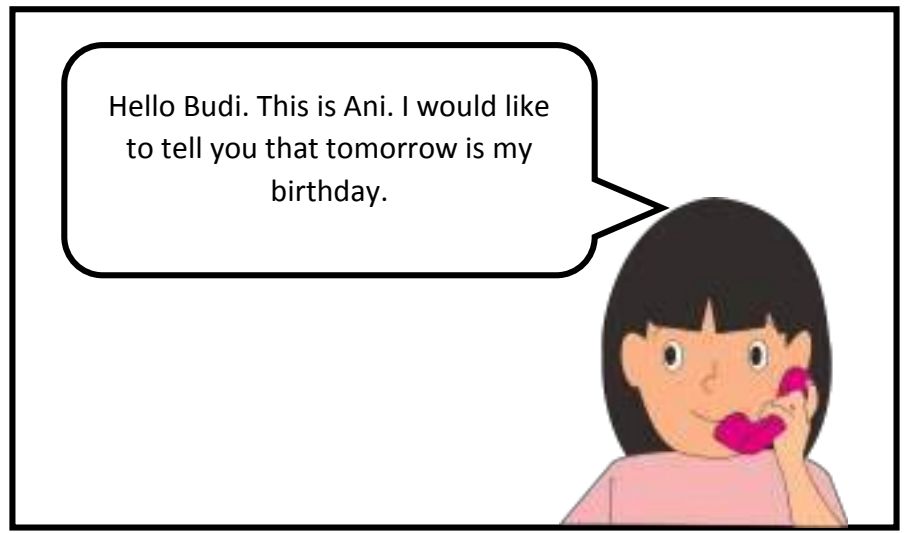

Budi, can you please answer the phone call?



Ring

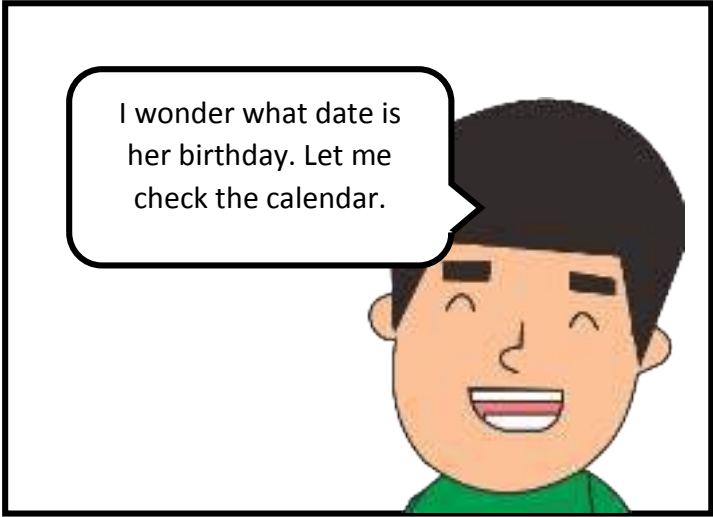
Ring

Audio
84

Okay dad.

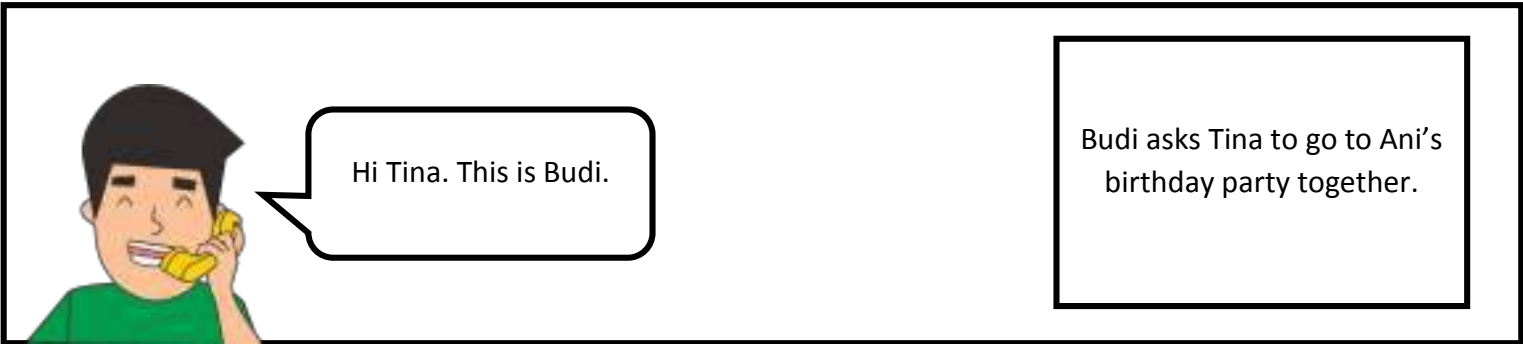

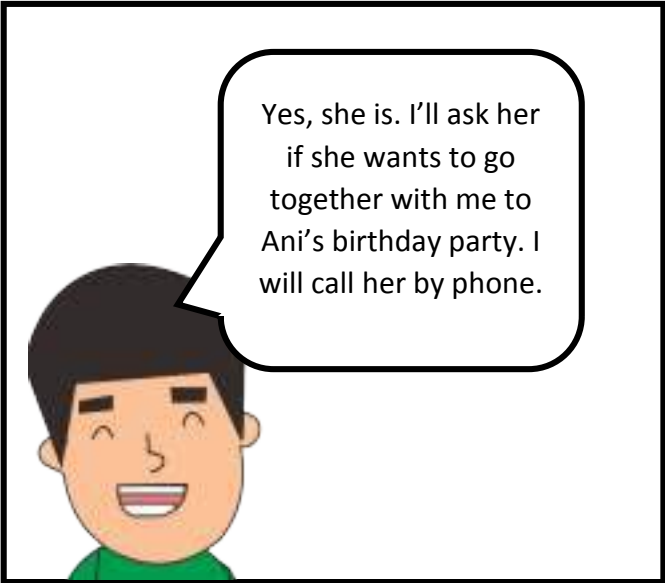

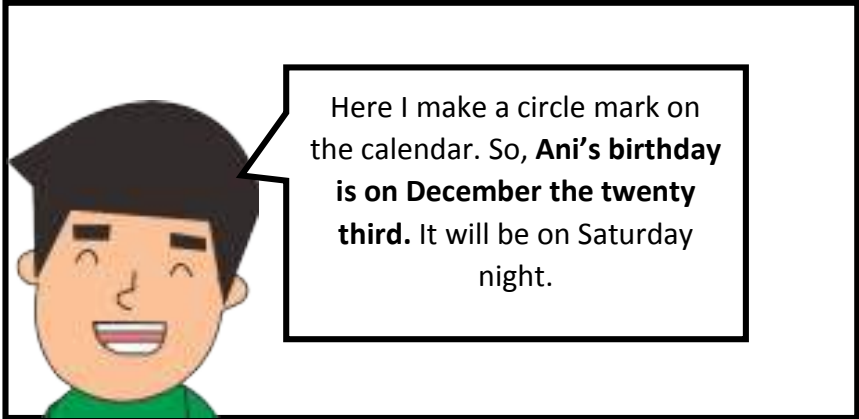






December 2017						
Sunday		3	10	17	24	31
Monday		4	11	18	25	
Tuesday		5	12	19	26	
Wednesday		6	13	20	27	
Thursday		7	14	21	28	
Friday	1	8	15	22	29	
Saturday	2	9	16	23	30	

Ani's birthday



Budi, Tina, Ben and other Ani's friends come to Ani's birthday party. They say good wishes for Ani.



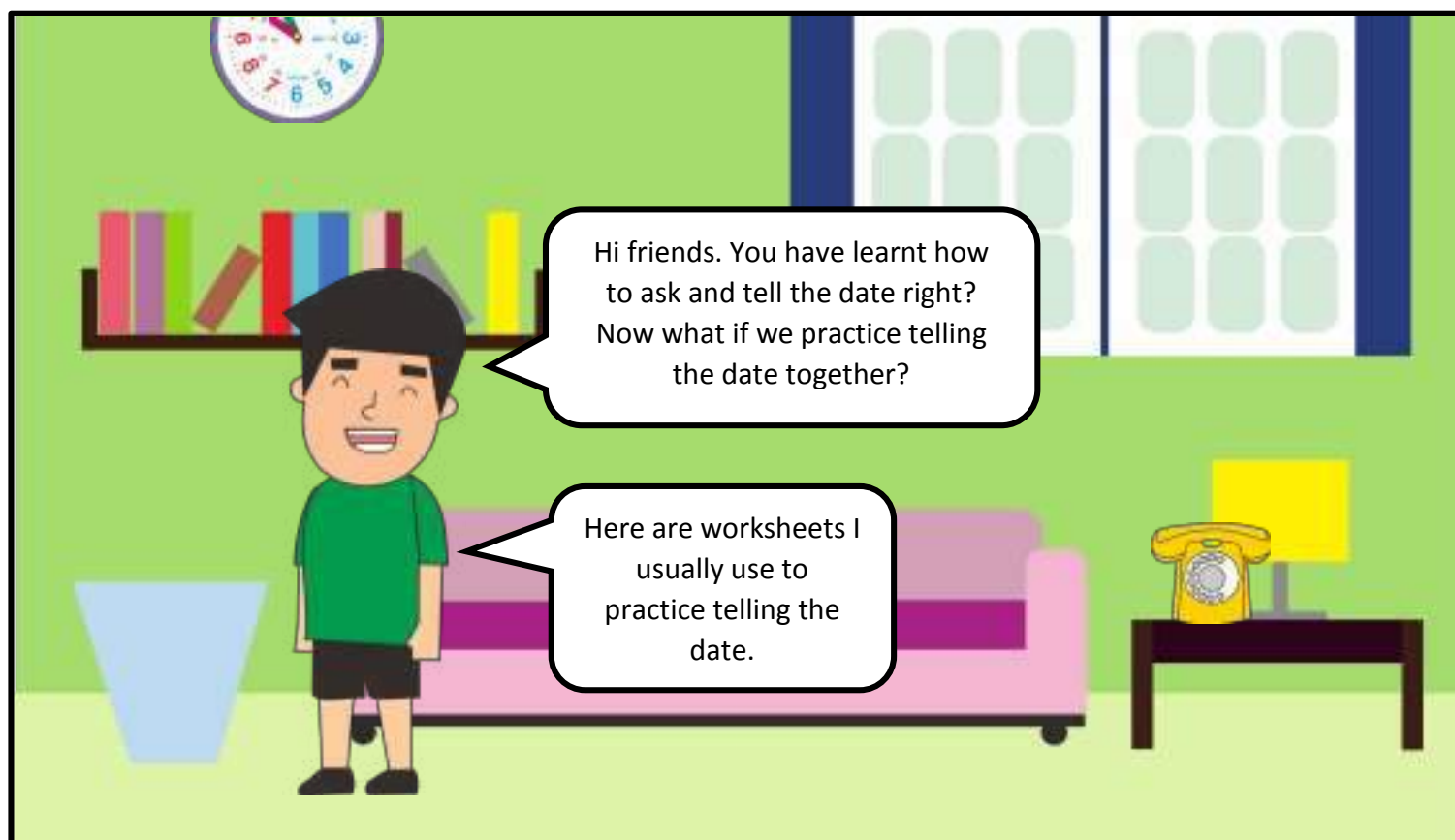
Happy birthday my friend! Here's wishing you many more years of good health so that we can enjoy our time together.

Thank you so much Budi.

The party has ended at nine o'clock in the evening and they go home.



ASSOCIATING



Task 94

Listen to the audio first then complete the sentences!

- | | | |
|-------------------------------|--------------------------------------|--|
| a. Tuesday 20 th . | d. Wednesday 21 st March. | f. Thursday 15 th . |
| b. 7 th March. | e. Monday 12 th . | g. Friday 30 th . |
| c. Tuesday 27 th . | | h. 22 nd – that's a Thursday. |

1. Here is the new project. It must be done by _____.
2. The meeting is set for _____.
3. The deadline is the _____.
4. We have 3 days before the deadline. That only gives us until _____.
5. It's OK, it doesn't have to be completed until _____.
6. Can we arrange a meeting for next _____.
7. They have until the _____ March to complete it.
8. We must have all the work in by _____. That's the last working day of the month.

Audio
85

Source of text and
audio:
<https://www.youtube.com/watch?v=ySHQj92thEo>

1. Question :
Answer : My wife's birthday is on _____. She was born in 1971.
2. Question :
Answer : We booked plane tickets leaving New York on _____ at 1:00 p.m.
3. Question :
Answer : We got married on a Saturday at 10:30 a.m. on _____.
4. Question :
Answer : I have a dentist appointment at 9:30 a.m. on _____.
5. Question :
Answer : OK, so today is _____. I'm busy next week, so let's meet the week after on _____.
6. Question :
Answer : Her husband's 40th (fortieth) birthday is on _____.
7. Question :
Answer : Our company will hold their 15th (fifteenth) business meeting this year on _____ at 7:45 a.m. Don't be late!
8. Question :
Answer : This year, my son's 13th (thirteenth) birthday, which is on _____.
9. Question :
Answer : On _____ our team plays their 6th (sixth) game of the year. Their next game will be on November 26th (twenty-sixth).
10. Question :
Answer : My grandmother's 70th (seventieth) birthday is on _____.

Source of audio: <http://englishexpressives.com/-dates-times--ordinals---english-dictations-listening-to-numbers.html>

November 16th (sixteenth)

Friday, March 25th (twenty-fifth)

August 19th (nineteenth).

Wednesday, April 12th (twelfth)

Wednesday, April 26, at 11:50 a.m.

January 30, is on a Thursday

September 17. She was born in 1947

Tuesday, June 23rd (twenty-third)

December 1st (first).

September 22nd (twenty-second), 2012.

February 14th (fourteenth).

Now look for the information of these holiday dates from the audio.



Listen to the audio and find out the dates of these holidays.



Task 96 Listen to the audio and find out the dates of these holidays (with the days of the week).

1. Christmas Eve : _____
2. Halloween : _____
3. New Year's Day : _____
4. Valentine's Day : _____
5. Easter : _____
6. Kartini's Day : _____
7. Earth Day : _____
8. Pancasila Day : _____
9. Batik Day : _____
10. Heroes' day : _____

Audio
87

Task 97 Answer the following questions using the calendar below!

1. How many Tuesday are there in April?

2. What day on calendar is April 30?

3. The 18th president of the United States. Ulysses S. Grant, was born on April 27, 1822. Write the day.

4. Penelope will go to the movies with friends on the second Saturday in April. Write the date.

5. Earth day is collaborated on the twenty-second day of April. Write the date.

APRIL 2019

SUNDAY	MONDAY	TUESDAY	WEDNESDAY	THURSDAY	FRIDAY	SATURDAY
31	1	2	3	4	5	6
7	8	9	10	11	12	13
14	15	16	17	18	19	20
21	22	23	24	25	26	27
28	29	30	1	2	3	4

Source of text:

<https://id.pinterest.com/pin/21181060724261001/?lp=true>

1. A : What is Susan's date of birth?
B : Susan's date of birth is on Thursday, June 6th. She was born in 1996.
2. A : When is Mike's birthday?
B : Mike's birthday is on Sunday, March 20th. She was born in 1983.
3. A : When was Anna born?
B : Anna was born in 2000. Her birthday is on Monday, September 25th
4. A : When is Frank's birthday?
B : Frank's birthday is on Tuesday, August 21st. He was born in 1984.
5. A : What is Tom's date of birth?
B : Tom's date of birth is on Friday, March 30th. He was born in 1990.
6. A : What is Anita's date of birth?
B : Anita's date of birth is on Thursday, June 5th. She was born in 2003.
7. A : When is Jane's birthday?
B : Jane's birthday is on Friday, September 16th. She was born in 1988.
8. A : When was Peter born?
B : Peter was born in 2012. His birthday is on Monday, September 30th.
9. A : When is Angela's birthday?
B : Angela's birthday is on Wednesday, April 6th. She was born in 1977.
10. A : What is Tony's date of birth?
B : Tony's date of birth is on Monday, August 17th. He was born in 1964.

No	Questions	Days	Numbers	Months	Years
1.	What is Susan's date of birth?	Thursday	6 th	June	1996.
2.					
3.					
4.					
5.					
6.					
7.					
8.					
9.					
10.					

Beside the holiday dates from the audio, there are still so many holiday dates you can learn from the Internet.



Now let's practice how to read the date on the calendar. These are calendars that have given red circle marks. Read the calendars and write the dates.



Task 99
Read the calendar and write the dates in the boxes!
1
July 2001

Sunday		2	9	16	23	30
Monday		3	10	17	24	31
Tuesday		4	11	18	25	
Wednesday		5	12	19	26	
Thursday		6	13	20	27	
Friday		7	14	21	28	
Saturday	1	8	15	22	29	

2
November 1999

Sunday		5	12	19	26	
Monday		6	13	20	27	
Tuesday		7	14	21	28	
Wednesday	1	8	15	22	29	
Thursday	2	9	16	23	30	
Friday	3	10	17	24		
Saturday	4	11	18	25		

3
August 2005

Sunday		6	13	20	27	
Monday		7	14	21	28	
Tuesday	1	8	15	22	29	
Wednesday	2	9	16	23	30	
Thursday	3	10	17	24	31	
Friday	4	11	18	25		
Saturday	5	12	19	26		

4
February 1994

Sunday		4	11	18	25	
Monday		5	12	19	26	
Tuesday		6	13	20	27	
Wednesday		7	14	21	28	
Thursday	1	8	15	22		
Friday	2	9	16	23		
Saturday	3	10	17	24		

5
January 1901

Sunday		7	14	21	28	
Sunday	1	8	15	22	29	
Monday	2	9	16	23	30	
Tuesday	3	10	17	24	31	
Wednesday	4	11	18	25		
Thursday	5	12	19	26		
Friday	6	13	20	27		
Saturday						

I have already explained how to read calendar before. So you will not find any difficulty to answer.



Alright now it's time to practice saying dates.




CREATING

These are dates which in the form of full numbers. Say it orally and write them down on paper.



For example, according to this format 11/15/2001. You say November fifteenth two thousand and one. Alright, I believe you can finish this.



Task 100

Read the dates then write them down in full letter! (month/day/year).

1. 12/05/2002: _____
2. 10/28/1997: _____
3. 01/14/1654: _____
4. 08/24/1951: _____
5. 02/29/1998: _____
6. 04/01/2011: _____
7. 03/03/1981: _____
8. 06/02/2017: _____
9. 07/11/1999: _____
10. 08/12/1943: _____

After you write down the dates on your paper, read it loudly, carefully and correctly.



You have known my birthday's date, right? But, do you know your classmates' birthday dates?



Ask ten classmates for their birthdays. Then, fill the table with the information you got from the interview.




If you meet any difficulty, ask your teacher for help.




Task 101

Ask ten classmates for their birthdays. Fill the table with the information you got from the interview!

No	Name	Birthday	Statements
1.	Beni	January 29th	1. Beni's birthday is in January. 2. It is on the twenty ninth of January.
2.			
3.			
4.			
5.			
6.			
7.			
8.			
9.			
10.	Source of table: Buku Bahasa Inggris kelas VII When English Rings a bell Edisi 2017 by Siti Wachidah, Asep Gunawan, Diyantari, Yuli Rulani Khatimah.		




After you get all of your classmates' birthdays dates information, handwrite the statements about your classmates' birthdays dates in sentences.




Do practice by reading it loudly, carefully and clearly. Then tell the information in front of class.


Alright, now it's time to practice writing the correct dates.



Task 102 Read the explanation before writing the correct dates!



Before you answer the questions, remember that the days of the week is different with the days of the month.



The days of the week are Monday until Sunday. But the day of the month are number 1 until 31.

The days of the week are		Source of text: https://www.enchantedlearning.com/calendar/writingthedata/todaysdate/
This month is		
The days of the month are		
This year is		



Sometimes, the date is written like this: June 28, 2015.



Note that there is a comma after the day, but not after the month.

Write today's date.

Write tomorrow's date.

Write yesterday's date.

Write your birth's date.

Source of text:
<https://www.enchantedlearning.com/calendar/writingthedata/todaysdate/>



Sometimes, the date is written in long form. Like this, Sunday, June 28, 2015.



Note that there are commas after the day of the week and the day of the month. But there is no comma after the month.

Write today's date. (day, month date, year)

Write the date after tomorrow's date. (day, month date, year)

Write the date before yesterday's date. (day, month date, year)

Write your birth date. (day, month date, year)

Source of text:
<https://www.enchantedlearning.com/calendar/writingthedata/todaysdate/>



Sometimes, the date is written in numerical form. Like this: 6/28/15 (month, date, year).



Note that the month is replaced by a number (see the chart below) and sometimes only the last two digits of the year appear.

Month	Jan.	Feb.	Mar.	Apr.	May	Jun.	Jul.	Aug.	Sep.	Oct.	Nov.	Dec.
Number	1	2	3	4	5	6	7	8	9	10	11	12

Write today's date in numerical form.

Write tomorrow's date in numerical form.

Write yesterday's date in numerical form.

Write your birth's date in numerical form.

Source of text:
<https://www.enchantedlearning.com/calendar/writingthedata/todaysdate/>

Task 103 Write dialogues of telling the dates based on these situations!

1. Your birthday is coming soon, then you decide to invite your best friend to your birthday party. You tell him/her about the date and she/he promises will come to your birthday party.
2. You visit your best friend's house and meet his/her mom. His/her mom thinks that you and your best friend have the same age. Then she asks your date of birth. You tell her.
3. You have not been meeting your old friend for long time. Five years later after graduation, you meet your best friend in a bank. She tells you that now she works in a bank and has a baby. You are surprised, she didn't invite you to her wedding. Then you ask her when was her wedding date.
4. You are planning to take a trip to Europe with your family. You ask one of your friends to join. Then your friend asks you what date you plan to start your trip. You tell him/her the date. Then He/she joins you.



Okay friend, I think it's enough for today.

REINFORCEMENT



How much do you learn about telling the date?



Put a tick (✓) in the right box according to how much you have learnt this topic.

Task 104

Put a tick (✓) in the right box according to how much you have learnt the topic!

Aspects	Very Much	Much	Little
Telling the Date	<input type="checkbox"/>	<input type="checkbox"/>	<input type="checkbox"/>



Now make a summary of telling the date you have learnt.

Task 105

Make a summary of telling the date you have learnt!

1. In this topic I have learnt about:

2. I don't understand about:

3. What do you have to do to master topic you do not understand?

4. The summary of this unit is:

REFERENCES

- Wyzant. 2003. "Telling Time".
https://www.wyzant.com/resources/lessons/math/elementary_math/telling_time. Retrieved on November 17, 2017.
- Ertt. _____. "The EasyRead Time Teaching System". <https://www.easyreadtimeteacher.com/au/how-to-tell-the-time/?v=b718adec73e0>. Retrieved on November 18, 2017.
- Woodward English. _____. "Telling the Time English Vocabulary".
https://www.vocabulary.cl/Basic/Telling_Time.htm. Retrieved on November 18, 2017.
- Skillswise. 2011. "Using a digital clock".
<https://downloads.bbc.co.uk/skillswise/maths/ma25time/factsheet/ma25time-e3-f-using-a-digital-clock.pdf>. Retrieved on November 19, 2017.
- Spoken English. February 27, 2012. "Asking / Telling the Time".
<https://spokenenglish4u14tips.blogspot.com/2012/02/asking-telling-time.html>. Retrieved on November 20, 2017.
- Randall's Esl Cyber Listening Lab. _____. "Telling Time Clocks and Watches". <https://mail.esl-lab.com/eslbasic/clocks-watches-1.htm>. Retrieved on November 22, 2017.
- Wachidah, Siti, Asep Gunawan, Diyantari and Yuli Rulani Khatimah. 2017. "Bahasa Inggris When English Rings a Bell Edisi Revisi 2017". Jakarta: Kementerian Pendidikan dan Kebudayaan.
- EnglishExercises.org. _____. "Daily Routines Exercises".
<https://www.englishexercises.org/makeagame/viewgame.asp?id=13527>. Retrieved on November 24, 2017.
- EnglishClub. _____. "Days of the Week". <https://www.englishclub.com/vocabulary/time-days-of-week.htm>. Retrieved on November 26, 2017.
- Pennlive. _____. "Is Sunday the first day of the week or the last?".
https://www.pennlive.com/life/2018/12/is_sunday_the_first_day_of_the.html. Retrieved on November 28, 2017.
- YouTube. April 26, 2016. "Days Of The Week Song Kids Songs Super Simple Songs".
<https://www.youtube.com/watch?v=loINl3Ln6Ck>. Retrieved on December 1, 2017.
- YouTube. July 29, 2016. "English Listening Comprehension, Scheduling a Checkup in English".
<https://www.youtube.com/watch?v=llJbuLe2G8U>. Retrieved on December 4, 2017.
- Englishclass101.com. _____. "Rescheduling a Dentist Appointment in The U.S.A".
<https://www.englishclass101.com/lesson/american-english-listening-comprehension-for-beginners-16-rescheduling-a-dentist-appointment-in-the-usa/>. Retrieved on December 8, 2017.

Quora. _____. "How many days are in a year?". <https://www.quora.com/How-many-days-are-in-a-year>. Retrieved on December 11, 2017.

Learn American English Online. _____. "Months". <https://learnamericanenglishonline.com/Blue%20Level/B18%20Months.html>. Retrieved on December 13, 2017.

Math is Fun. _____. "Months". <https://www.mathsisfun.com/measure/months.html>. December 15, 2017.

EnglishActivitiesBlog. 2014. "Months of the Year". <https://englishactivitiesblog.wordpress.com/2014/01/24/months-of-the-year-2/>. Retrieved on December 17, 2017.

Worksheetfun. February 28, 2013. "Months of the Year – 1 Worksheet". <http://www.worksheetfun.com/2013/03/10/months-year-1-worksheet-2/>. Retrieved on December 20, 2017.

Apples4theteacher.com. _____. "Months of the Year Vocabulary Word Search Puzzle Challenge Printables - Answer Sheet Printable Months of the Year Vocabulary Worksheets for kids". <http://www.apples4theteacher.com/math/calendar/printables/months-of-the-year/word-search-challenge-ans.html>. Retrieved on December 22, 2017.

Cambridge Dictionary. _____. "Date". <https://dictionary.cambridge.org/dictionary/english/date>. Retrieved on December 24, 2017.

Woodward English. _____. "How to say the Date in English". <https://www.woodwardenglish.com/lesson/how-to-say-the-date-in-english/>. Retrieved on December 25, 2017.

Wall Street English. October 25, 2017. "How to say days of the week, months and dates in English?". <https://www.wallstreetenglish.com/blog/days-of-the-week-months-dates-english/>. Retrieved on December 27, 2017.

Englisch Hilfen. _____. "The date in English – Writing and Spelling". <https://www.englisch-hilfen.de/en/words/date.htm>. Retrieved on December 30, 2017.

Cambridge Dictionary. _____. "Dates". <https://dictionary.cambridge.org/grammar/british-grammar/writing/dates>. Retrieved on January 2, 2018.

Happy Mothers Day Quotes Wishes. 2017. "Happy Mother's Day 2018 Quotes, Mothers Day Quotes & SMS From Son". <https://happymothersdayquoteswishes.wordpress.com/>. Retrieved on January 5, 2018.

YouTube. March 29, 2016. "Phone English Dates Dictation". <https://www.youtube.com/watch?v=ySHQI92thEo>. Retrieved on January 8, 2018.

English Expressions. _____. *"Listening to Numbers Dates, Times, & Ordinal Numbers"*.
<http://englishexpressyes.com/-dates-times--ordinals---english-dictations-listening-to-numbers.html>. Retrieved on January 11, 2018.

Pinterest. _____. *"Day and Date"*.
<https://id.pinterest.com/pin/21181060724261001/?autologin=true&lp=true>. Retrieved on January 12, 2018.

Enchanted Learning. _____. *"Today's Date, US format"*.
<https://www.enchantedlearning.com/calendar/writingthedata/todaysdate/>. Retrieved on January 15, 2018.

UNIT 4

This is My World

Hello, in this unit, you will learn how to:

- State things
- State animals
- State public building around us.




TABLE OF CONTENTS

TABLE OF CONTENTS	1
NON-LIVING THINGS	2
Building Up	5
Observing and Questioning	11
Looking for Information	19
Associating	68
Creating	80
Reinforcement	85
LIVING THINGS	86
Building Up	87
Observing and Questioning	89
Looking for Information	98
Associating	216
Creating	225
Reinforcement	227
REFERENCES.....	229

NON-LIVING THINGS



Hello, this is Budi.



Hi Budi, I'm Edo.

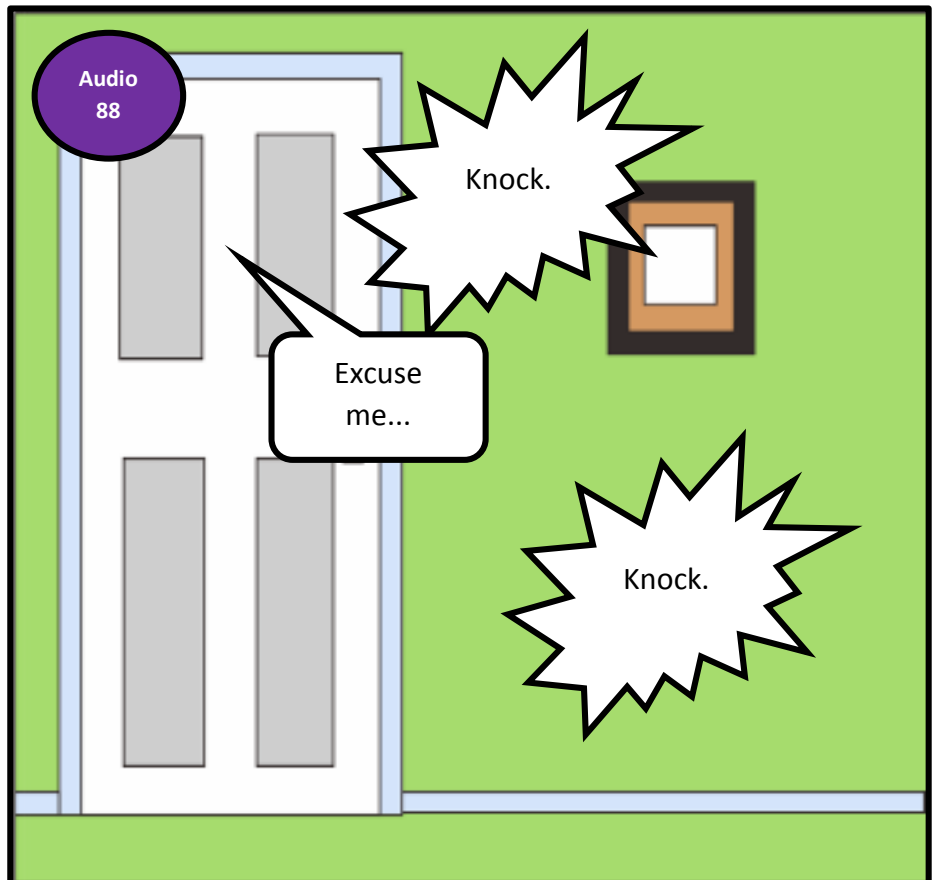
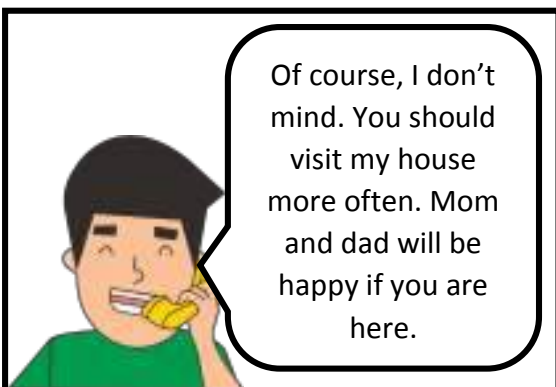
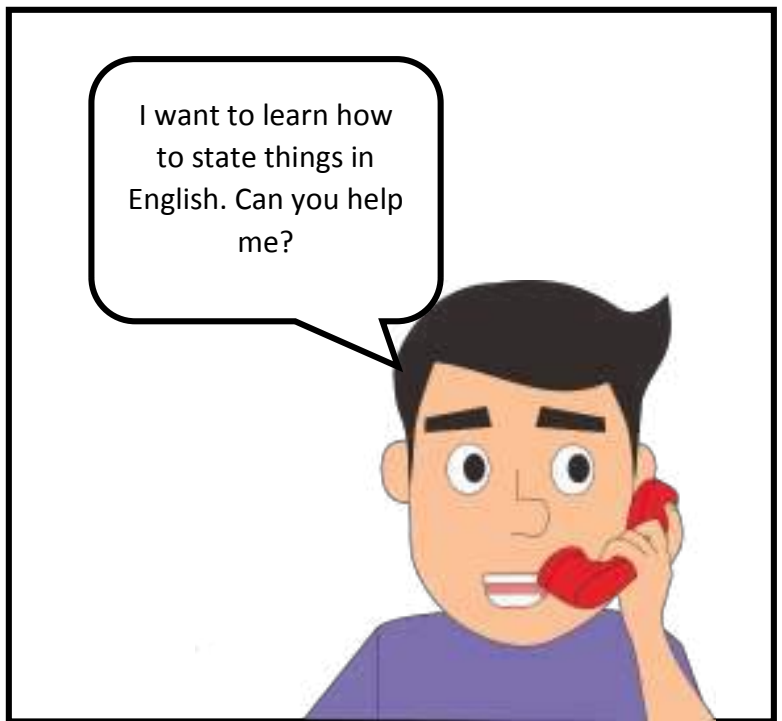



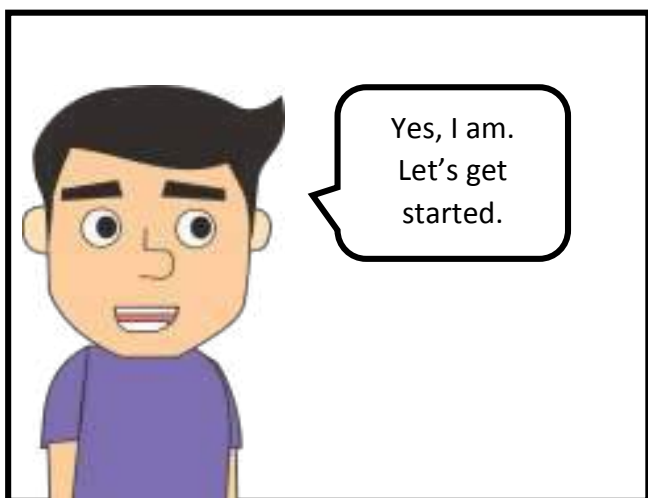




Oh, Hi Edo. How are you?


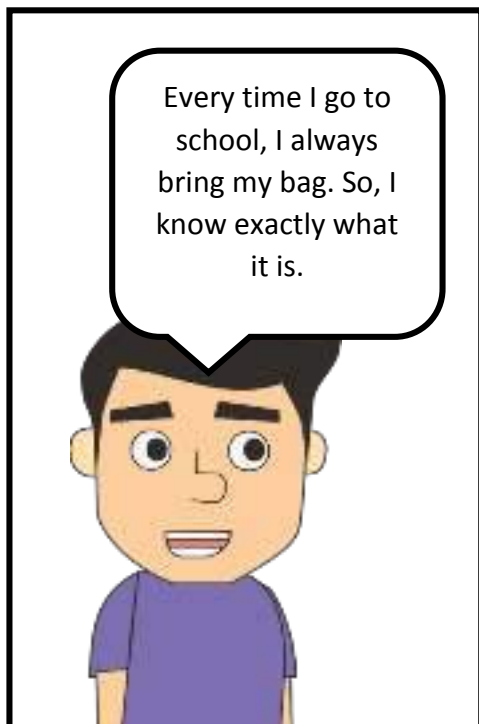





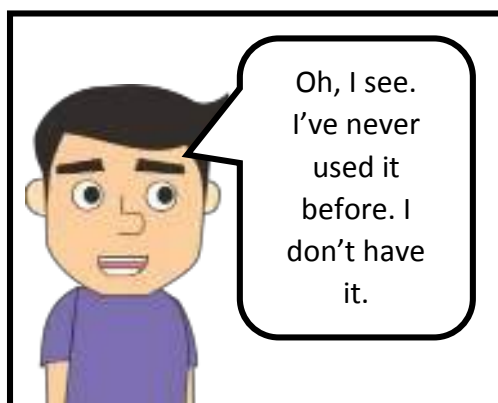
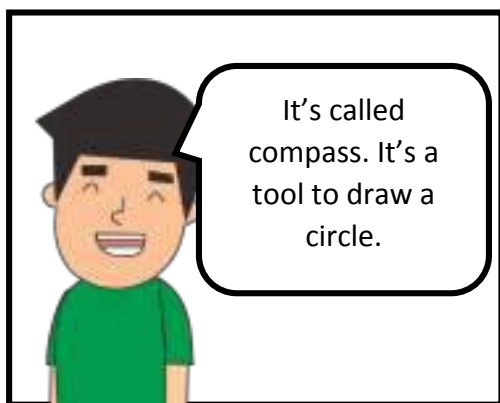
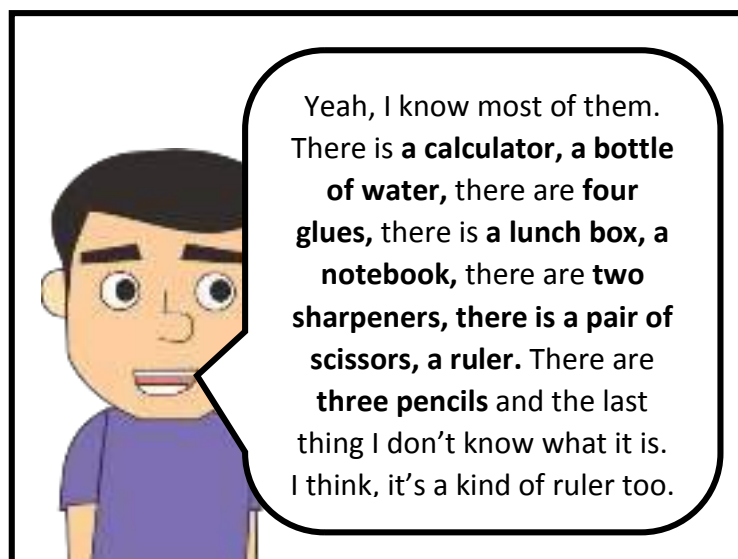

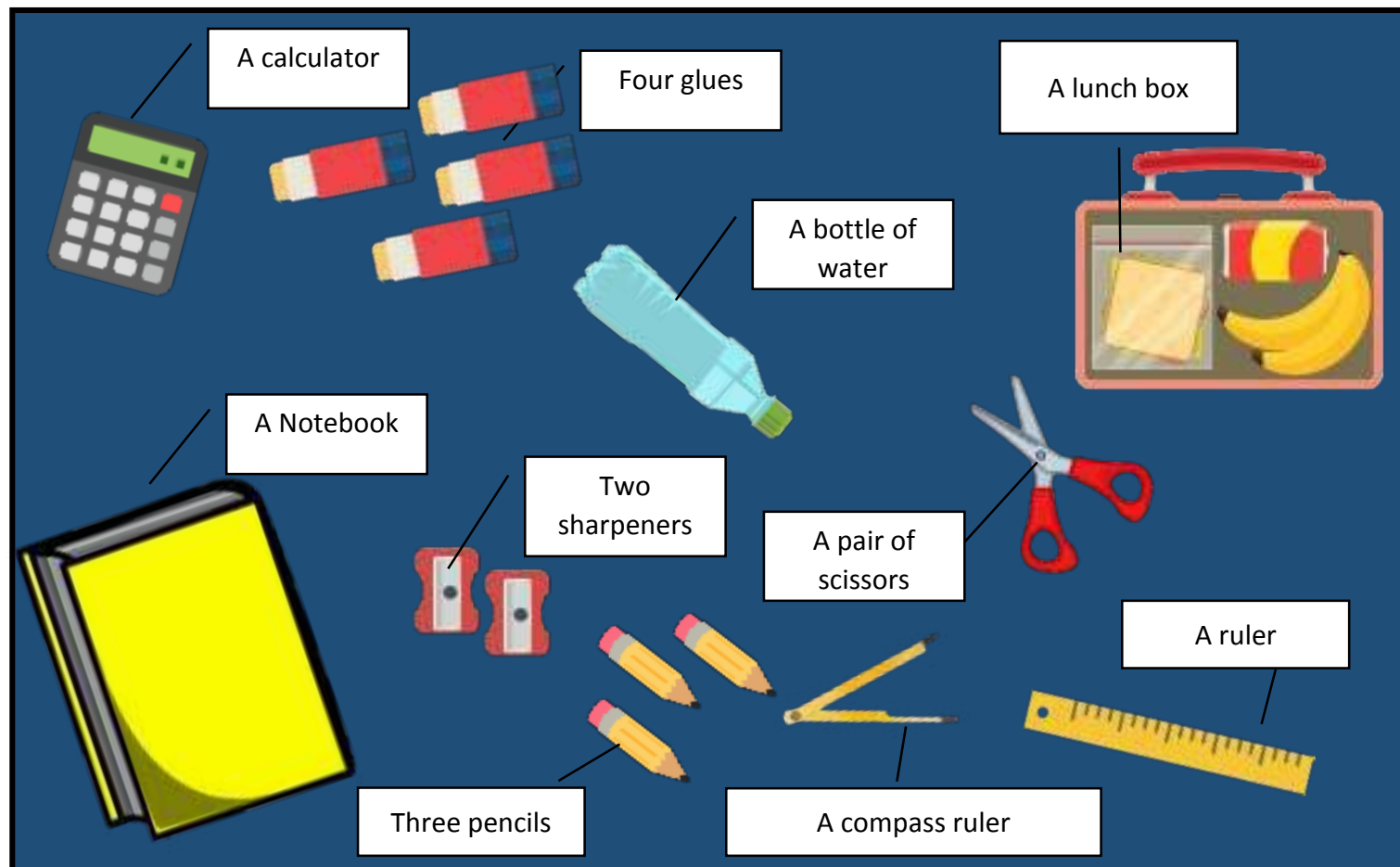
I'm fine thanks.
How about you?
Um, by the way,
are you busy
today?

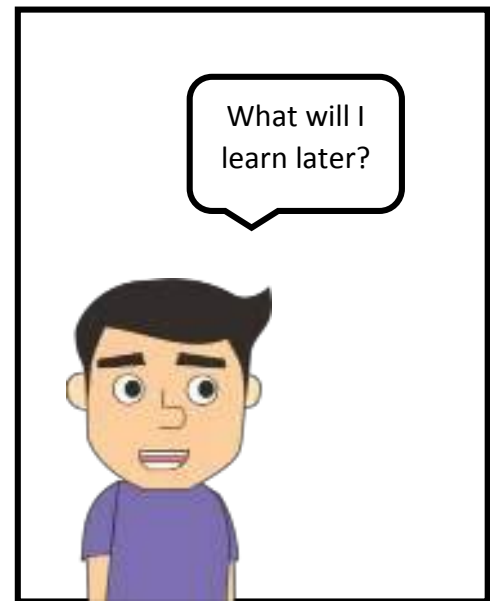

















You will learn how to state things around this house, things in the classroom and many kinds of public buildings.



What is public building?



It's a building used by the public for any purpose, such as assembly, education, entertainment, or worship. It is just like a school, mosque and many more.




Mosque? What is it?



It's a **Muslim place of worship**. I usually pray in the mosque. Look at this picture.

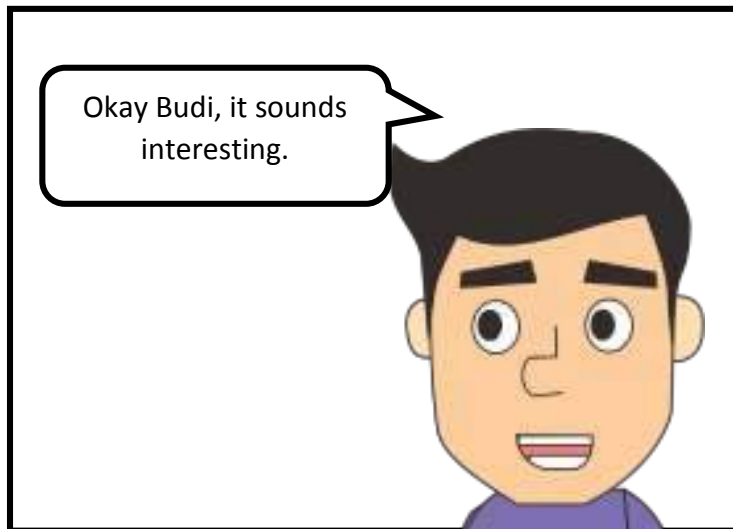
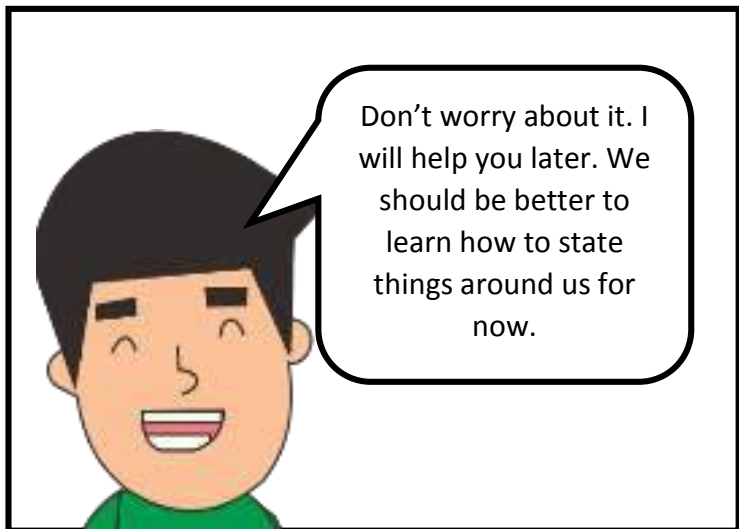





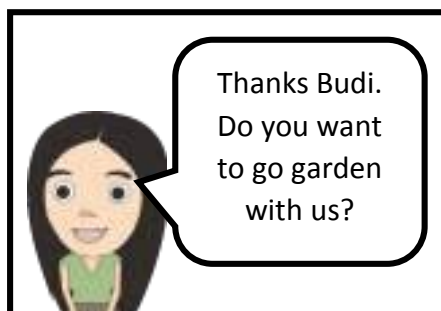
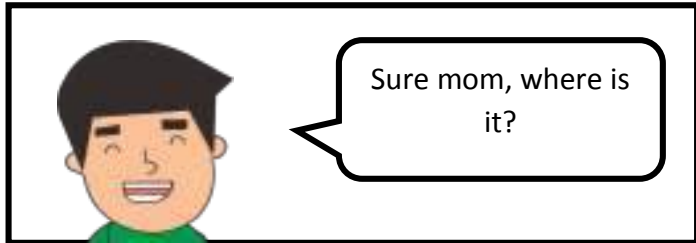

Source of text:
<https://en.wikipedia.org/wiki/Mosque>




Have you ever seen this building?









OBSERVING AND QUESTIONING




Okay. Edo is in the garden with mom and dad. While waiting for him, maybe I can tell you little thing about him.




He is the son of my uncle. He has high enthusiasm to learn English. Even though he meets difficulty often, it does not stop him.




He always calls me whenever he needs my help and I'm happy to help him. I wish someday he will be a great person.




You knew well why he came here. He wants to learn how to state things in English.



So, he began with learning stating things in my bag.



I also met difficulty when I tried to memorize the things around me at the first time. But I always studied hard.



How about you? what if there is someone asks you about the name of things?

I showed several things I had in my bag to Edo and he could mention their names one by one because he was familiar with those things.



Before we learn more about stating things in English, I want you to know that there are two kinds of things. They are living things and non-living things.



What is the difference between them? Living things breath, eat, grow, move, reproduce and have senses.



Alright, we will learn about non-living things first.



Non-living things do not eat, do not breath, do not grow, do not move and do not reproduce. They do not have senses.



Source of text:
http://www.softschools.com/language_arts/reading_comprehension/science/21/living_and_non_living_things/


Can you remember the things I showed to Edo?
There is a calculator, a bottle of water, a glue, a lunch box, a notebook, a sharpener, a pair of scissors, a ruler, a pencil and a compass. Which categorize are they included?



The things I showed to Edo are included non-living things because they do not eat, do not breathe, do not grow, do not move and do not reproduce. They do not have senses.



A book does not move. The swing set and book do not grow and they do not need air to breathe. They are non-living things. Non-living things do not need air, food, nutrients, water, sunlight, or shelter.



There are still many non-living things you can find around you.



Source of text:

http://www.softschools.com/language_arts/reading_comprehension/science/21/living_and_non_living_things/

But sometimes, we don't know how to ask and state things in English.



Here is a table of asking and stating things in English.



No	Asking things	Audio 90	Stating things
1.	What is this?		This is a pencil
2.	What is that?		That is a pencil
3.	What are these?		These are pencils
4.	What are those?		Those are pencils

The difference between singular and plural nouns is easy to spot. When a noun indicates one only, it is a singular noun. When a noun indicates more than one, it is plural.

Please note that *this* and *that* are singular. *these* and *those* are plural.



Source of text: <https://learnenglishteam.blogspot.com/p/nouns.html>



Plural



Singular

Discuss with your classmates about plural and singular. If you don't understand, ask your teacher to explain it.



Sometimes, someone does not only want to know about the English names of things but also the number of them.



For example, I want to know about the number of pencils you have. What should I say? I would say "How many pencils do you have?"



When we want to know the quantity or amount of something, we ask question starting with how much or how many.



Source of text: <https://www.grammar.cl/english/how-much-how-many.htm>

First, I want to explain about 'how much'. If you want to know about the quantity or amount. Use this pattern. (How much + uncountable noun).

- How much sugar would you like?
- How much time do we need to finish?
- How much money did you spend?
- How much milk in the fridge?



Source of text: <https://grammar.cl/english/how-much-how-many.htm>

If you want to know about the price. Use this pattern. (How much + singular or plural noun).

- How much is this dress?
- How much are these shoes?
- How much did your jacket cost?
- How much will it cost me?



Source of text:
<https://grammar.cl/english/how-much-how-many.htm>

Now I want to explain about 'how many'. If you want to know the quantity or amount, use this pattern. How many (plural countable noun).
How many + plural (countable) noun.

- How many pencils do you have?
- How many books are in your bag?
- How many rulers did you buy?
- How many days in January?



Source of text:
<https://grammar.cl/english/how-much-how-many.htm>

Isn't it easy?

Okay. Now, let's discuss about public buildings. Do you still remember with the picture of a mosque I showed to Edo? It's one of public buildings.

Do you know what public building is?

Public building is a building used by the public for any purpose, such as assembly, education, entertainment, or worship.

Public building is divided into several categories. Look at this table.

Public Building Categorization

No	Transport buildings	Commercial buildings	Residential buildings	Medical buildings	Educational buildings	Government buildings	Industrial buildings	Religious buildings
1.	Airport terminal	Automobile repair shop	Apartment block	Hospital	Archive	City hall	Brewery	Church
2.	Bus station	Arcade	Block of flats	Nursing Home	College	Consulate	Factory	Mosque
3.	Metro	Car wash	Bungalow	Quarantine	Secondary School	Courthouse	Power plant	Monastery
4.	Taxi Arcade station	Drugstore	Condominium	Asylum	Library Museum	Embassy	Winery	Shrine
5.	Railway station	Filling station	Orphanage	Doctors Office	Theater (building)	Fire station	Mill	Temple
6.	Lighthouse	Hotel	Duplex	Dentist		Post office	Refinery	Pagoda
7.		Market	House	Orthodontist		Moot hall	Water Tower	Gurdwara
8.		Pharmacy	Townhouse			Parliament house		Hindu temples
9.		Cinema	Villa			Police station		
10.		Restaurant				Assembly		

Audio 91


From the table, you can see that there are so many public buildings outside there. Don't worry, you don't have to push yourself to memorize all of them now.




Try to remember the public buildings in this map first. Here it is.




Look at this map and find out how many buildings on the map.

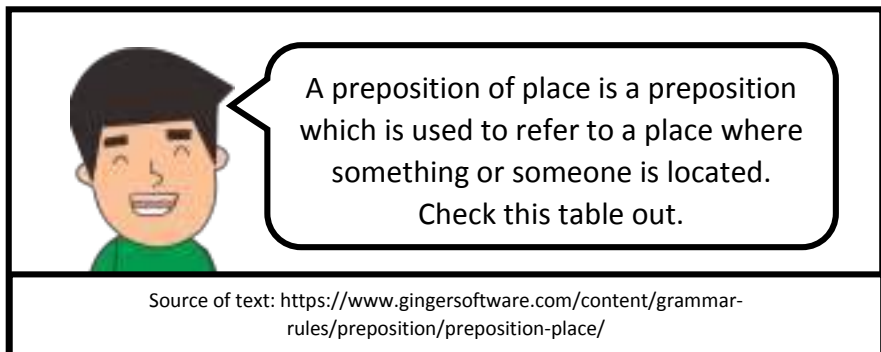
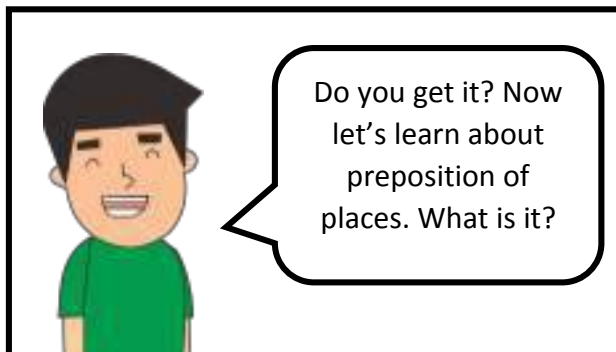


There are thirteen public buildings on the map. What are they? **They are my house, a bank, a mosque, a school, a book store, a hospital, a supermarket, a city hall, a library, a post office, a restaurant, a bus station, and a police station.**



In the zoo, you also can find public buildings. For example, **snack bar, cafe, 4-D theater, Ice cream shop, gift shop, gift shop, restaurant, petting zoo, beverage store and many more.**





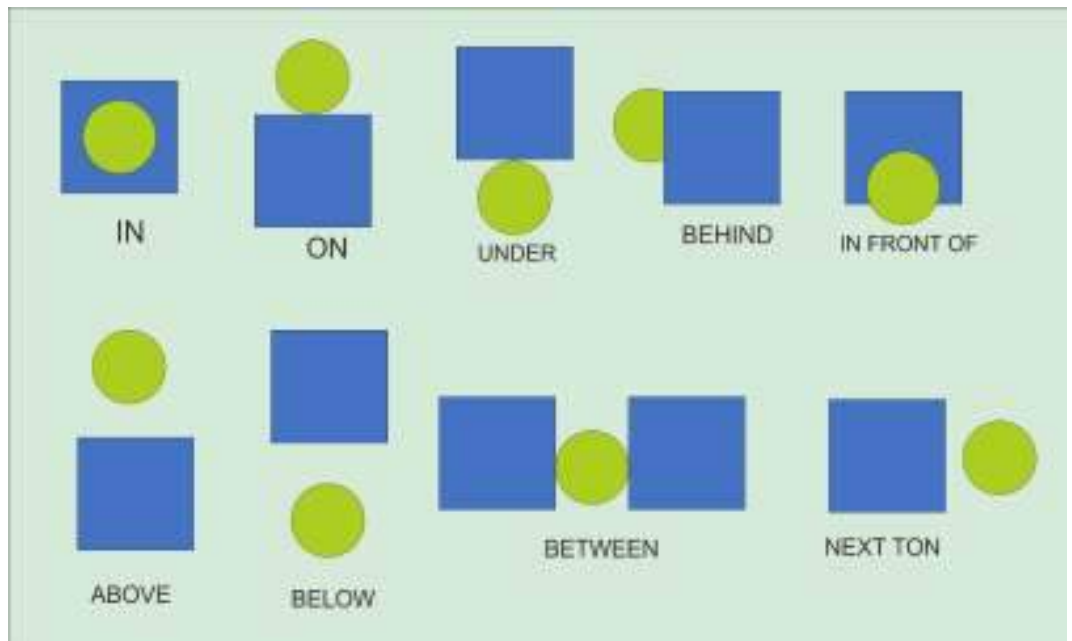
No	Prepositions of Place In English	The Usage
1.	Above / On Top Of / On	<p>a. Use “above” when the two objects are not touching.</p> <ul style="list-style-type: none"> The pictures are “above” the couch. <p>b. Use “on” or “on top of” when the two objects are touching.</p> <ul style="list-style-type: none"> The pillows are “on” the couch. <p>c. Difference between “on” and “on top of”? Generally, “on” is used when it is a normal place to put something:</p> <ul style="list-style-type: none"> The keys are “on” the table. <p>c. And we use “on top of” when it is an unusual place to put something:</p> <ul style="list-style-type: none"> The keys are “on top of” the refrigerator.
2.	Under / Below / Underneath / Beneath	<p>a. Use “under” when one object is covered by another.</p> <p>b. Use “below” when one object is in a lower position than the other.</p> <p>c. “Underneath” and “beneath” are more formal words for “under” and “below.”</p>
3.	Behind / In Front Of	<p>a. These words are opposites. Use “behind” when object A is farther away from you than object B, and “in front of” when object A is closer to you than object B.</p> <p>b. What about “in back of”? Some people say “in back of” for “behind.” Note that it’s always “in back of” and never “back of.” We can also say “in the back of” to describe the back part of a space: Jonas and Gabriel like to sit “in the back of” the classroom so that the teacher can’t see them.</p>
4.	Between / Beside / Next To	<p>“Beside” and “next to” are the same, but “beside” is a little more formal. In everyday English we usually say “next to.” “Between” means that the object is in the middle of two other objects.</p>
5.	Near / Close To / By	<p>These words all mean the same thing – that the distance between the two objects is small. Be careful not to confuse them. “Close to” is the only one that uses the word “to.”</p> <ul style="list-style-type: none"> The ball is “close to” the box. The ball is “near the” box. The ball is “by” the box. <p>“Nearby” is used without a direct object. It is generally used at the end of a sentence or phrase. There’s a box with a ball nearby.</p>
6.	In / Inside / Within / Into	<p>“In” and “inside” mean the same thing in most cases:</p> <ul style="list-style-type: none"> The mouse is “in” the box. = The mouse is “inside” the box. <p>The word “into” is actually a preposition of movement, not location. It means something is moving into a space:</p> <ul style="list-style-type: none"> She jumped into the swimming pool. The caterpillar turned into a butterfly. <p>The word “within” means “inside the limits” – and in this case the limits are non-physical. They can be limits of time or distance, or an area of understanding:</p> <ul style="list-style-type: none"> There are five malls “within” ten miles of here. (limit of place) She’s written three books “within” the last year. (limit of time) The law didn’t pass because of disagreements “within” the government. (limit of area / class of people).



No	Prepositions of Place In English	The Usage
7.	Out / Outside / Out Of	<p>"Outside" refers to location. In this case, we cannot use "out."</p> <ul style="list-style-type: none"> The dog is "outside" the doghouse. <p>"Out" and "out of" usually suggest movement, not just location. "Out of" must always be followed by a noun.</p> <ul style="list-style-type: none"> She ran "out of" the room. I'm bored. Let's go "out."

Source of text: <https://www.espressoenglish.net/prepositions-of-place-in-english/>

These are the illustration of preposition of place.



You can see that the balls are located in different side of boxes.

If you know the "preposition of places", You are able to tell people where things are located. Isn't it easy? If you are still confusing, write the things you don't understand and ask your teacher to explain them.



Write down the things that make you confuse, and make questions you want to know more about the topic.

Task 106

Write down what make you confuse and make questions you want to know more about the topic!

I still do not understand about:

1. _____
2. _____
3. _____
4. _____

I want to know more about:

5. _____
6. _____
7. _____
8. _____

LOOKING FOR INFORMATION

Hi, Budi.

Oh, hi Edo.
Have you
met my dad
yet?

Yes, I have.
It's nice to
meet him
again. So, can
we continue?



Source of picture: Buku siswa kelas VII Bahasa Inggris when English Rings a Bell Edisi Revisi 2017 by Siti Wachidah, Asep Gunawan, Diyantari, Yuli Rulani Khatimah.

Yes sure. Now look at this picture. This is a picture of things in the classroom. You must be familiar with these things.



What kind of things can you find in the picture? tell me their preposition of places and each number of them.



Okay. There is a book on the table. Am I right?

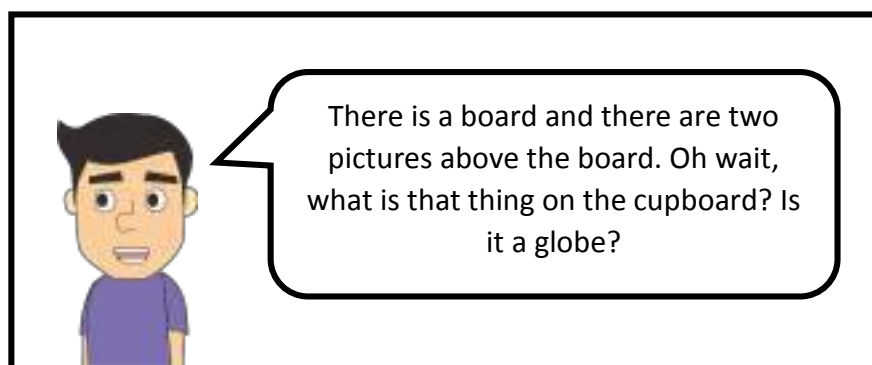
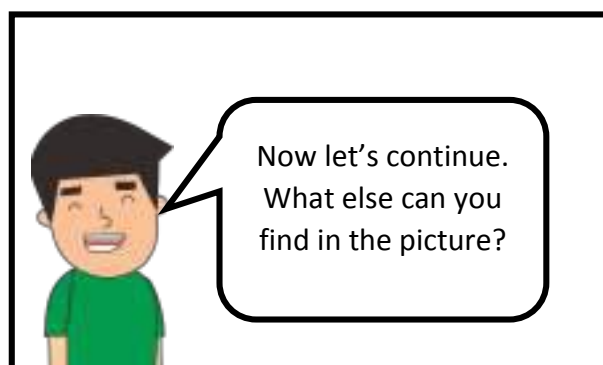
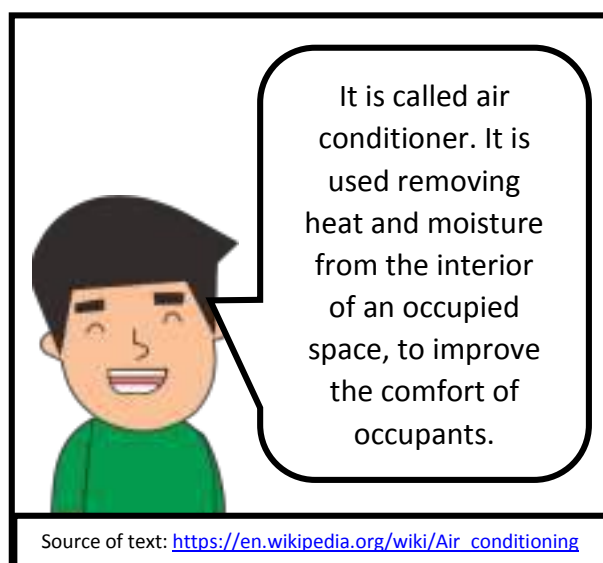
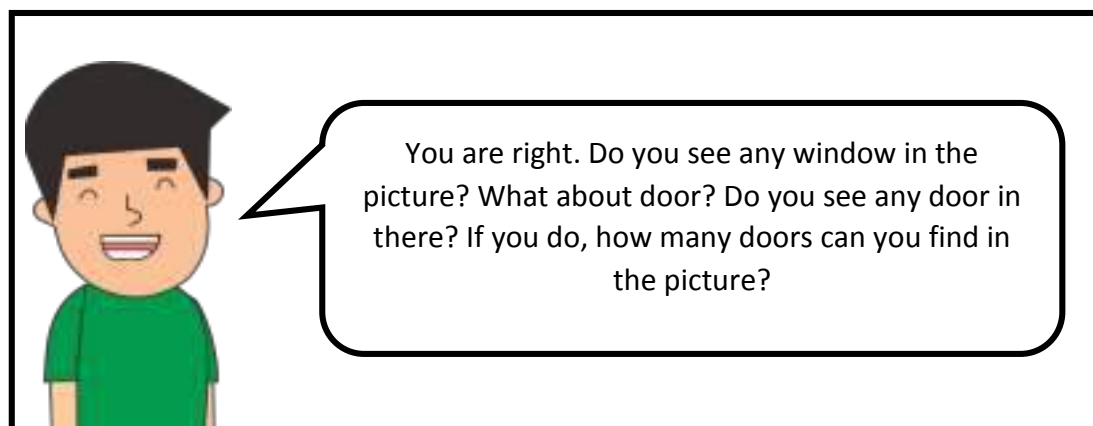
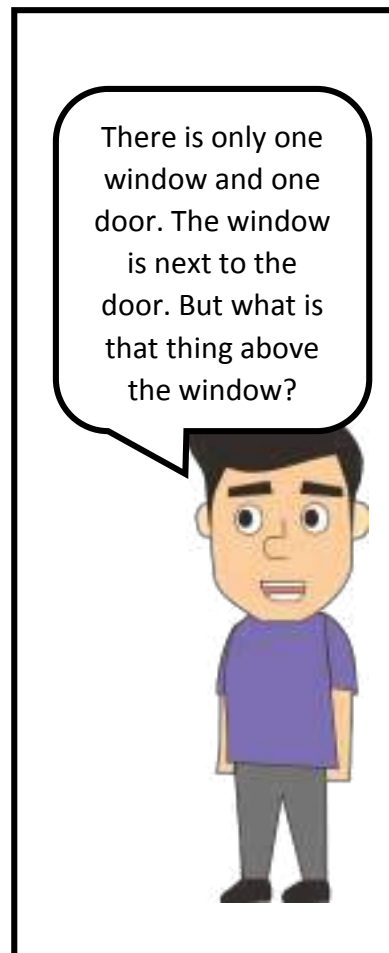

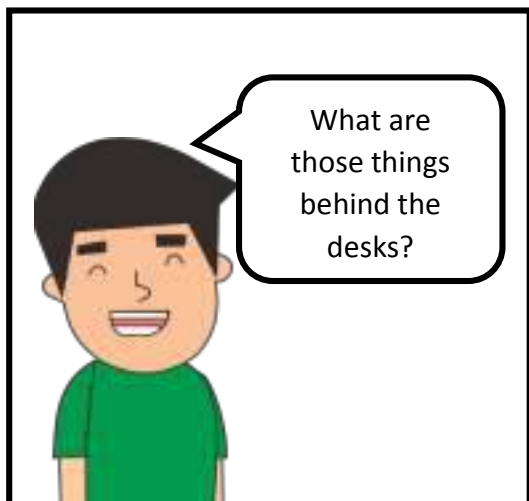



You are right. How many tables are in there?



I can find only one. It's a teacher's table. The others seem like desks. There are four desks in there. They are students' desks.









Yes, it is a globe. You know globe, right? A globe is a spherical model of Earth.


Source of text: <https://en.wikipedia.org/wiki/Globe>



Oh.



Oh, I see. The last thing I can find is a clock. It is above the teacher's chair.




Every classroom does not always provide globe. There is no globe in my classroom too, but it is placed in another room.


No	The Things in the Classroom
1	A board
2	A book
3	A clock
4	A picture
5	A door
6	A window
7	A desk
8	A duster
9	A chair
10	A cupboard




No	The Things in the Classroom
11	A chalk
12	A floor
13	An air conditioner
14	A picture
15	A broom
16	A globe
17	A map
18	A projector
19	A waste basket




You are right. Now, look at these tables. These are tables of things in the classroom. You need to memorize them by doing a drill.




Alright.



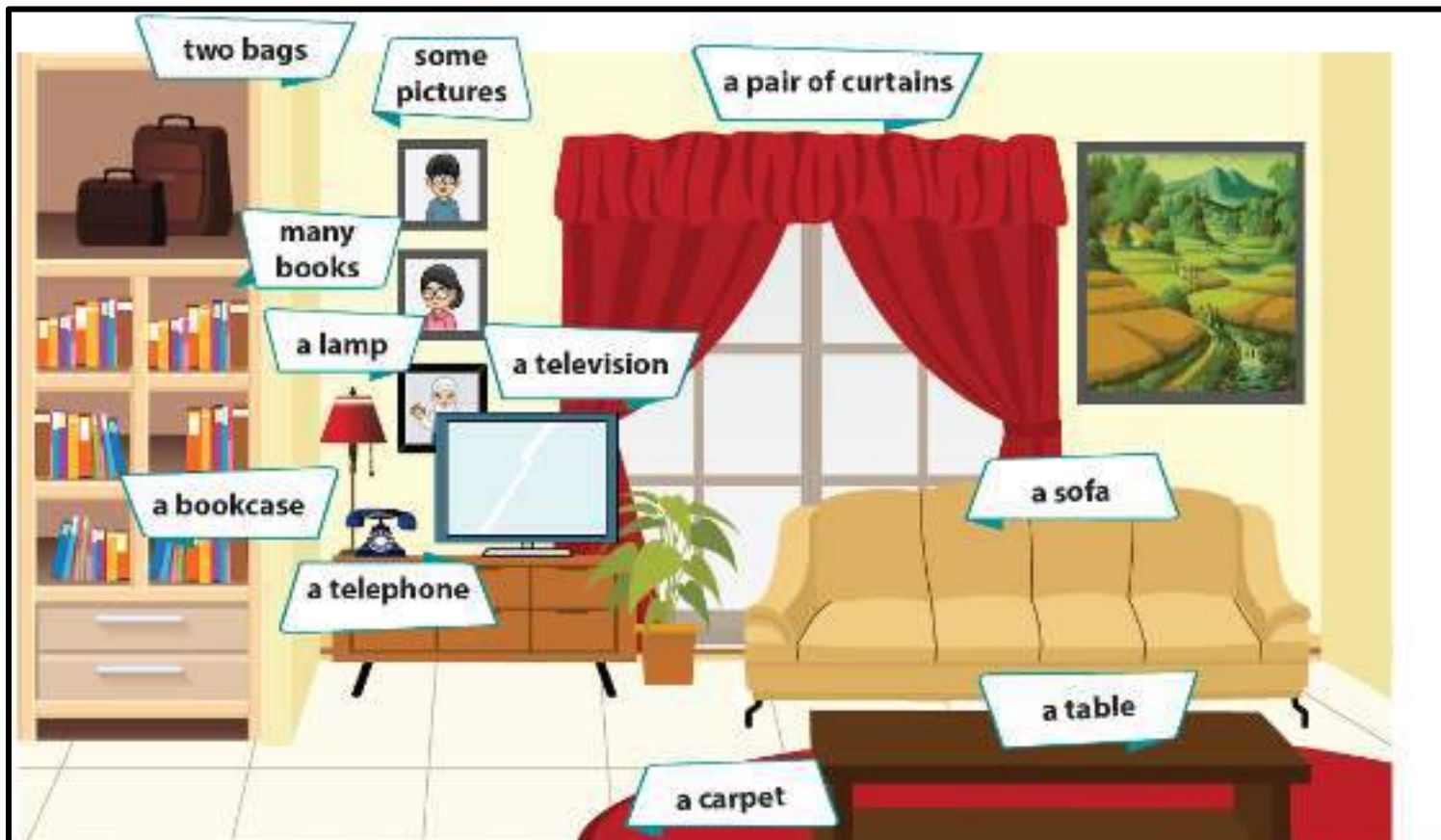
You can have these pictures and tables. Besides, in the classroom, you also can find many non-living things in the house.



There are many rooms in the house. You'll see different things in each room.



For example, the things in the living room. Look at this picture.



Source of picture: Buku siswa kelas VII Bahasa Inggris when English Rings a Bell Edisi Revisi 2017 by Siti Wachidah, Asep Gunawan, Diyantari, Yuli Rulani Khatimah.

In the living room,
commonly there is
a sofa, a
telephone, a TV
and so on.



There is a television. The television
is next to the telephone. There is
only one telephone in there.



Now tell me
what else
you can find
in the
picture.




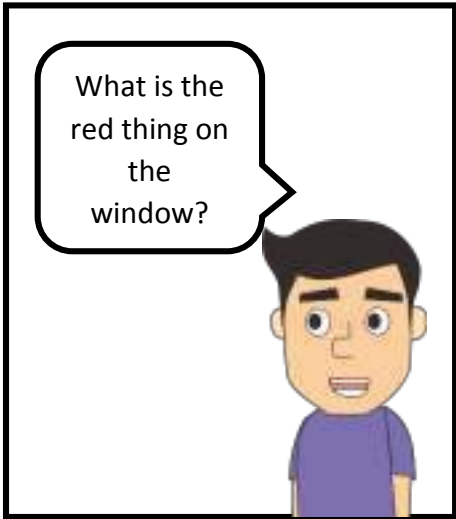
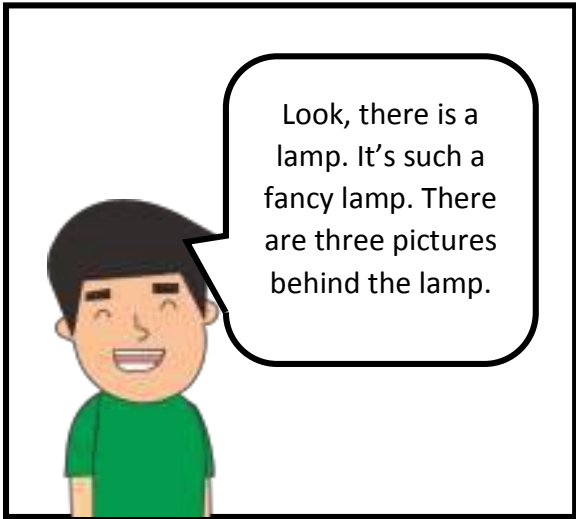
And there is a bookcase. There
are many books in the bookcase.
Beside the books, there are two
bags.

What about sofa? Do you
see any sofa in the
picture?



Yes, there is one sofa. The
table is in front of the sofa,
and there is a carpet under
the table.










No	The Things in the Living Room
1	Two bags
2	Many books
3	A lamp
4	A bookcase
5	A telephone
6	A television
7	A sofa
8	A table
9	A carpet
10	A laptop



No	The Things in the Living Room
11	A curtain
12	A magazine rack
13	A hi-fi system
14	A picture frame
15	A remote
16	A table lamp
17	A chair
18	A coffee table
19	A vase of flower
20	Plants





Source of picture: Buku siswa kelas VII Bahasa Inggris when English Rings a Bell Edisi Revisi 2017 by Siti Wachidah, Asep Gunawan, Diyantari, Yuli Rulani Khatimah.


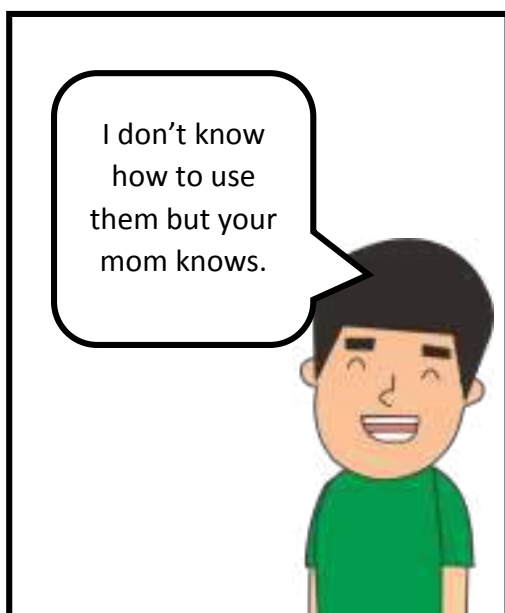
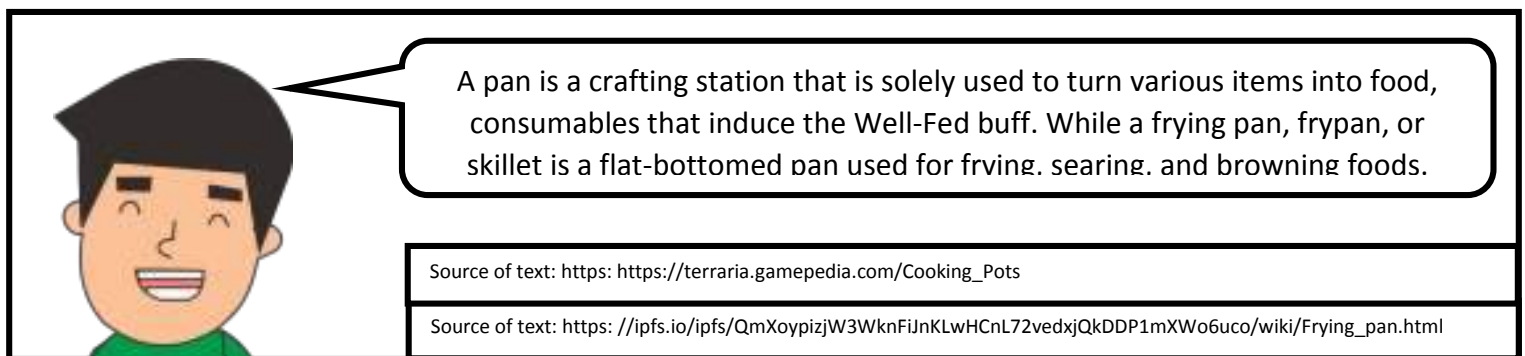
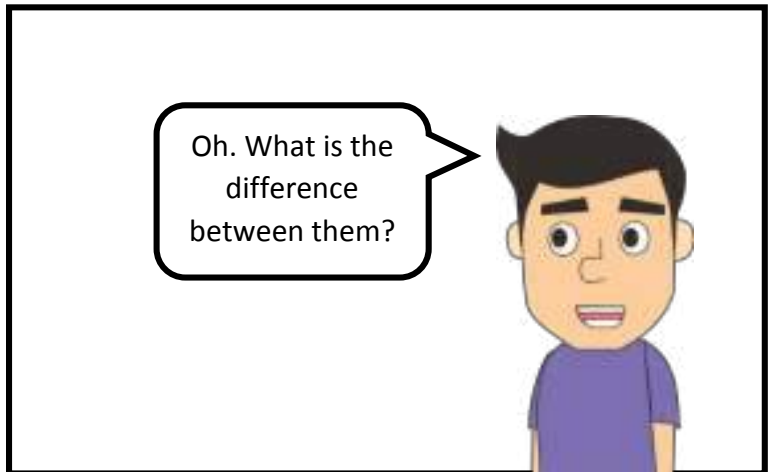
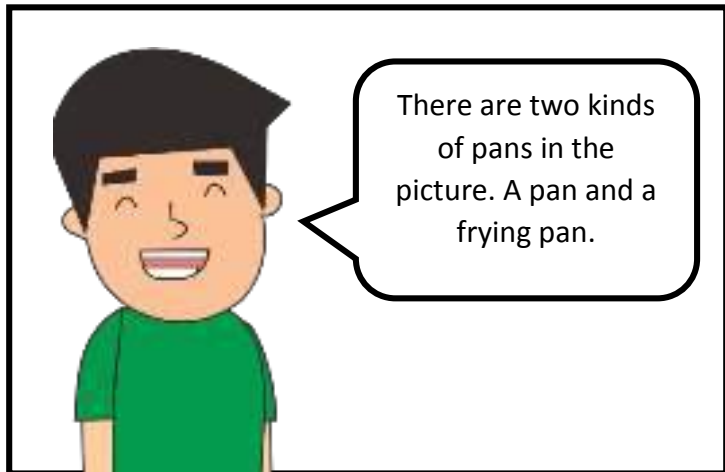
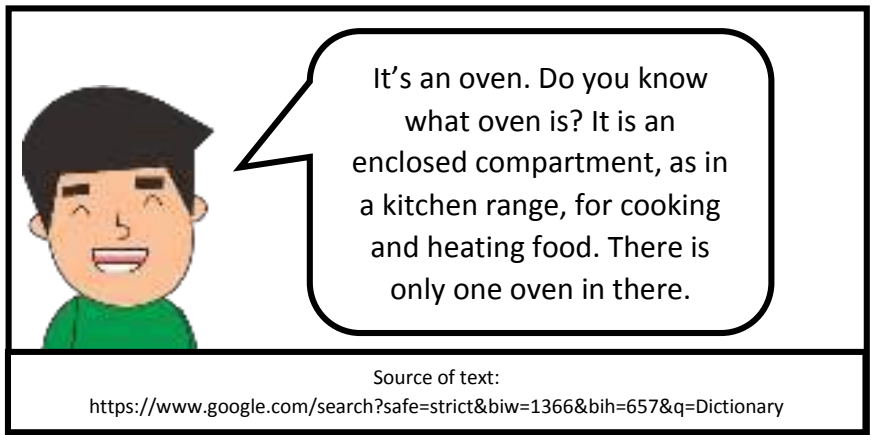

Is it a kitchen picture? I don't really know any things in the kitchen. Can you tell me what kind of things are they?

Yes, it is. Okay sure. Look at the big box looks like a cupboard. It's a refrigerator.

Yes. My mom has one in the kitchen.

My mom also has one in the kitchen. It's an appliance or compartment that is artificially kept cool and used to store food and drink.

Look! what is the thing on the cabinet?



I give you other examples of things that commonly placed in the kitchen. You can ask your mom how to use them.



No	The Things in the Kitchen
1.	A sink
2.	A frying pan
3.	A pan
4.	A stove
5.	An oven
6.	A cabinet
7.	A refrigerator
8.	A table
9.	Chairs
10.	Bin

Audio
95

No	The Things in the Kitchen
11.	A dishwasher
12.	A tap
13.	A coffee maker
14.	A sieve
15.	A food mixer
16.	A liquidizer
17.	A saucepan
18.	A kettle




Okay, I will.
Thank you,
Budi.

You are welcome. When I had breakfasted this morning. I took a picture of table in the dining room. Now look at this picture. There are many things on the table, right?



Yeah.



Source of picture: Buku siswa kelas VII Bahasa Inggris when English Rings a Bell Edisi Revisi 2017 by Siti Wachidah, Asep Gunawan, Diyantari, Yuli Rulani Khatimah.

I know some
of them.



It's okay. Now I will ask
some questions related
to the things in the
picture and try to answer
it, okay?



Okay,
Budi.

Let's get started.
Do you see any
chair in the
picture? If you do.
**How many chairs
in the picture?**

I see **there are six chairs in
the picture.** They are
surrounding the table.

You are right. There are six chairs
in the picture and they are
surrounding the table. **How many
tables in the picture?**



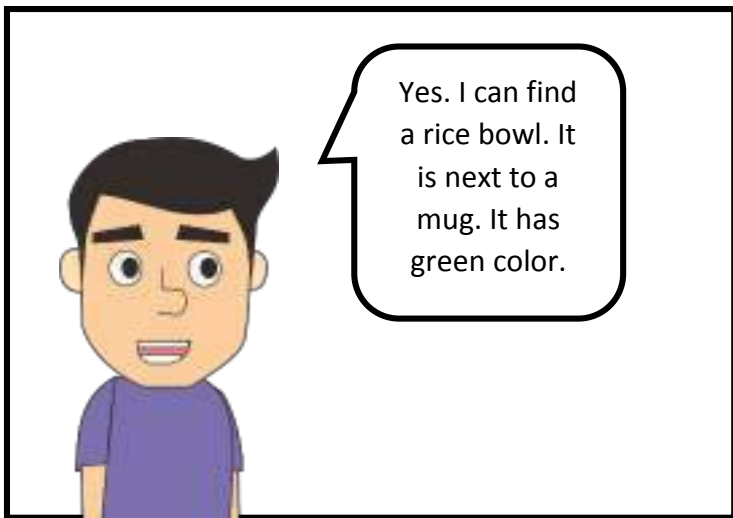
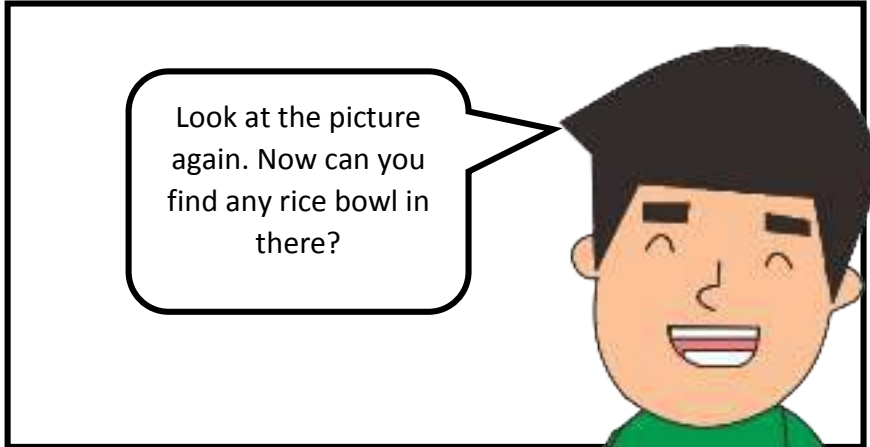

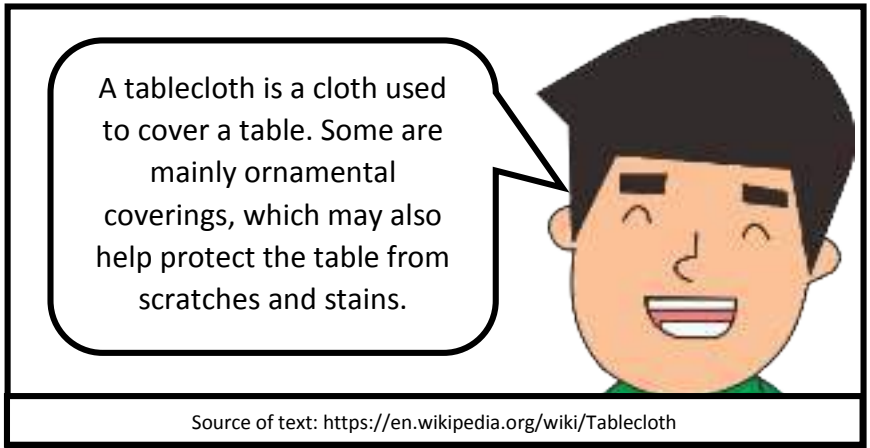

I can find only
one table.

You are
right. You
can see
there are a
lot of things
on the
table.

What is the red ellipse thing
which is covering the table?

I have no
idea. **What is
it?**

It's called table cloth. **There is only
one table cloth in the picture.** Do
you know what table cloth is?






A mug is a type of cup typically used for drinking hot beverages, such as coffee, hot chocolate, soup, or tea.

Source of text: <https://en.wikipedia.org/wiki/Mug>

Beside mugs, you can see that there are flat vessels in there which are called?



I knew it. Mom has a lot of mugs in the kitchen.



Plates! They are plates which food can be served. **There are five plates on the table.**



The other things that can be used for food or liquid are bowls.




There are five spoons and five forks. They are put on the plates.




Yes, you are right. Some people need plates and bowl to eat. While eating, I always use spoon and fork. My mom usually prepares all of those things whenever we have dinner together. How many spoons and forks can you find in the picture?







I always eat using spoon and fork. I cannot eat without them.




I can eat not only using spoon and fork but also using my bare hands. But I must wash my hands first. My dad taught me how to do it.




Maybe I have to learn to eat with or without spoon and fork start from now. Because sometimes I forget bringing them when I go picnic.




Yeah. Maybe you should be better to learn it. You know what? Whenever I go picnic. I always bring a bottle of water.




What is bottle of water?



It is just like in the picture. There is a bottle of water on the table. Can you find it?



Yes. These tables show you more examples of things you can find in the dining room.





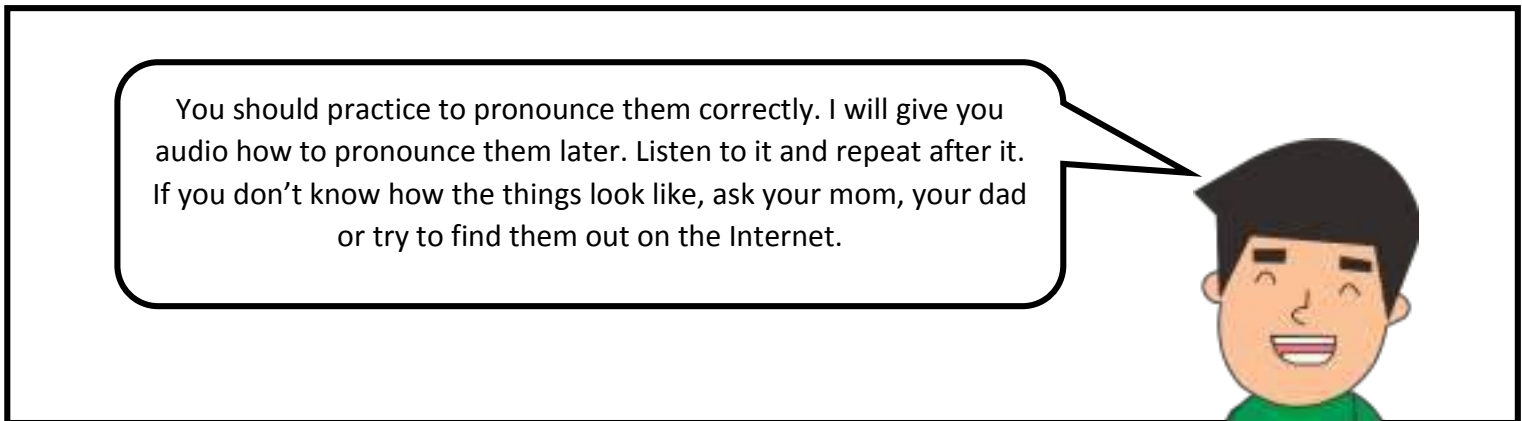


Oh yeah, this one. Oh look, **there is a knife**. I know that one. It is used for cutting something.

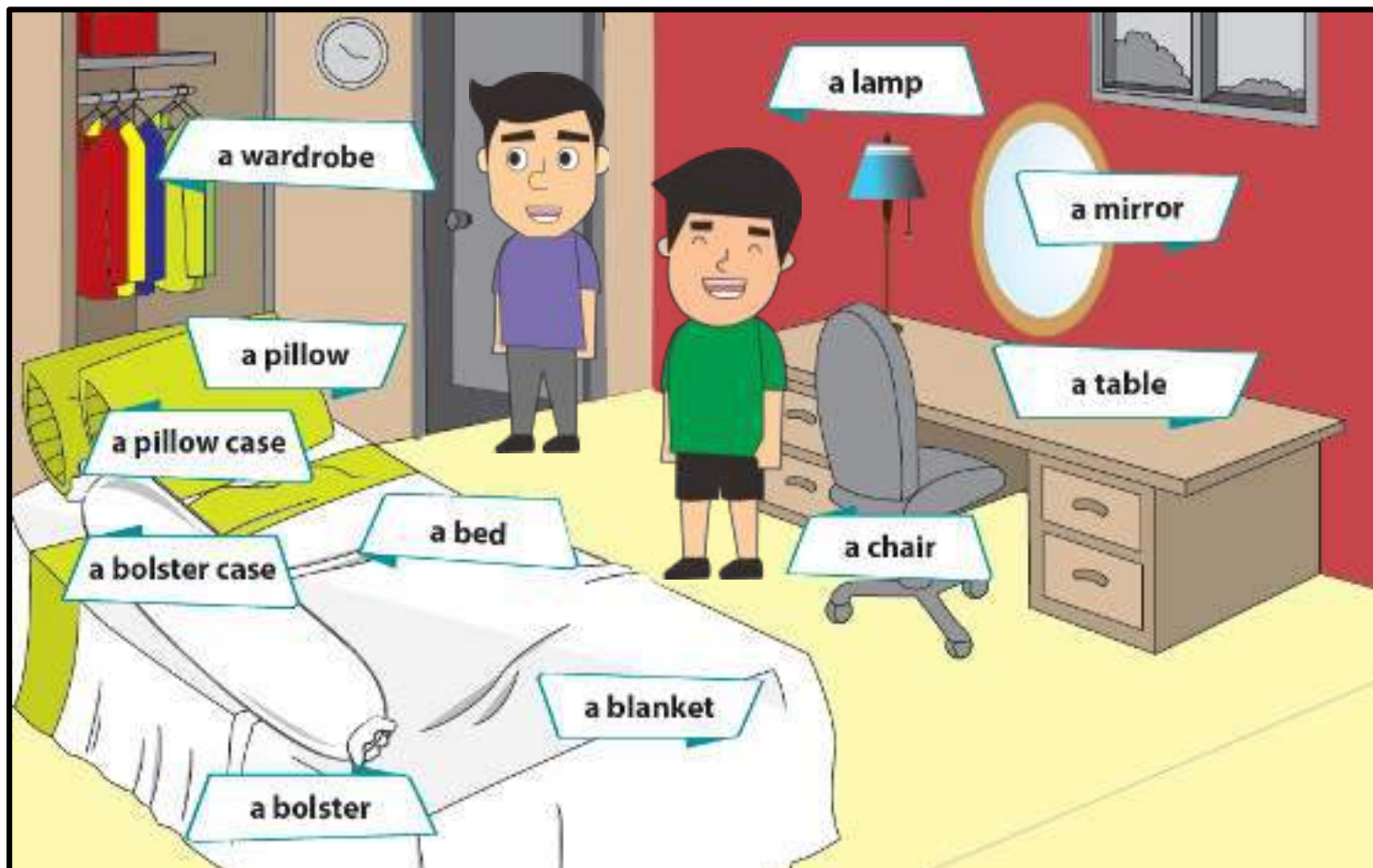
No	The Things in the Dining Room
1.	Table
2.	Host chairs, side chairs, arm chairs
3.	Buffet, sideboard, console
4.	Server, serving cart, baker's rack
5.	Bench, settee
6.	Wall shelves, ledges, bookshelf
7.	Wall clock, table clock
8.	Rug, carpet pad
9.	Drapes, curtains, valances
10.	Drapery hardware, rods

Audio
96

No	The Things in the Dining Room
11.	Blinds, shades, shutters
12.	Artwork, posters, photos
13.	Ceiling light fixtures and bulbs
14.	Buffet lamps, wall sconces
15.	Mirrors (standing or hanging)
16.	Decorative knick-knicks
17.	Table centerpiece(s)
18.	Vases, urns, pitchers
19.	Lanterns, hurricanes
20.	Tablecloths, placemats

No	The Things in the Dining Room
21.	Napkins, napkin rings
22.	Baskets, boxes
23.	Crystal glassware
24.	Silverware, silverware storage
25.	Trays, serving platters, trivets
26.	Bowls, serve ware, serving sets
27.	Dinner bell, toasting bells
28.	Serving utensils
29.	Chair covers, pillows
30.	Tea/coffee service





Source of picture: Buku siswa kelas VII Bahasa Inggris when English Rings a Bell Edisi Revisi 2017 by Siti Wachidah, Asep Gunawan, Diyantari, Yuli Rulani Khatimah.

This is a guest bedroom. If you want to stay overnight here. You can sleep here.



Thank you, Budi. Maybe next time. I still have to help mom to make cakes.



I see. Now, look around you. You can see that there are many things here. Can you mention them one by one?




Yeah some of them are familiar to me because I have these kinds of things in my bed room too.



There is a bed and a blanket that is covering the bed.



Yes. How many pillows on the bed? Is there any bolster on it?




There are two pillows which are covered by pillow cases, and a bolster which is also covered by a bolster case.



Oh, it seems you know well the things in the bedroom.




Yeah. In my bedroom, there is a study/laptop table too and a chair to sit.



What about mirror?




I put my mirror above my study table too. I don't know why, I think it's the best place.


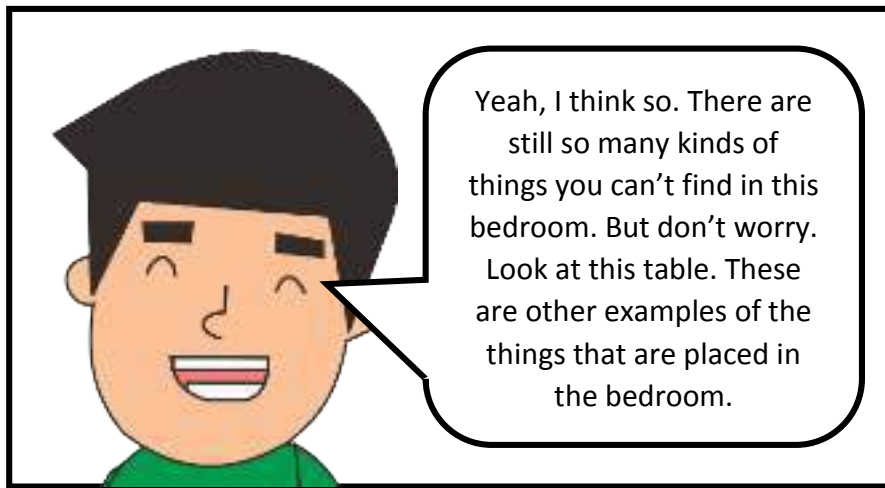


That's cool. Now look at the lamp. I put the lamp on the table. What do you think?



Every bedroom has a lamp. But this lamp is unique. It's fancy.

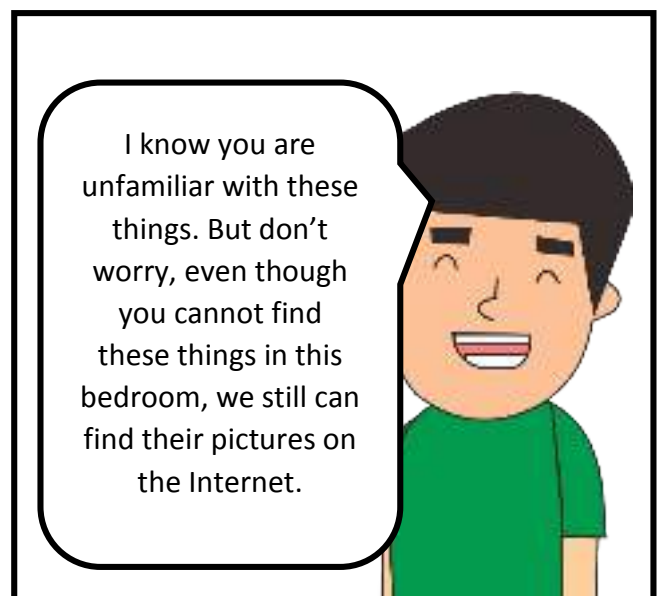
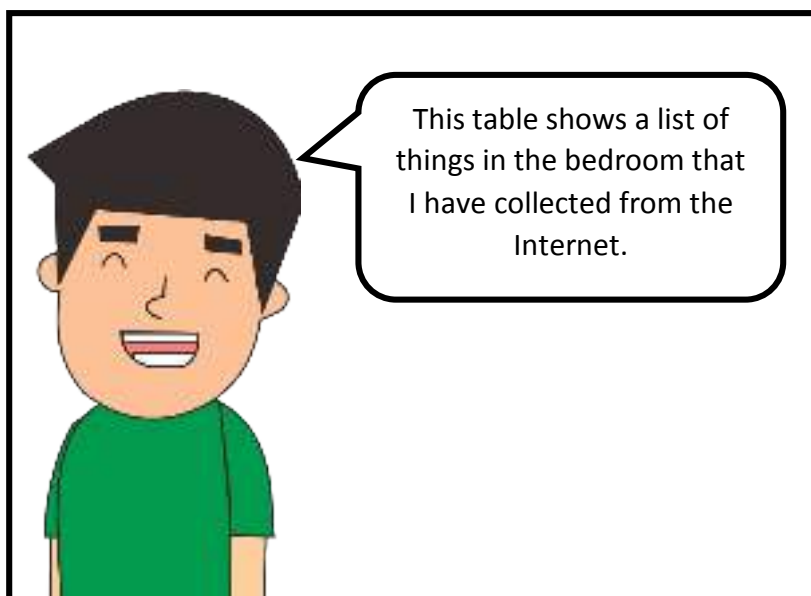




No	The Things in the Bedroom
1.	Footboard, headboard and mattress frame
2.	Sheets, pillowcases
3.	Blanket(s), quilt(s)
4.	Comforter, bedspread, duvet
5.	Bed skirt
6.	Sleeping pillows, specialty pillows
7.	Decorative pillows
8.	Pillow covers and shams
9.	Throws (blankets)
10.	Draperies, rods, brackets, valances
11.	Window shades, blinds, shutters
12.	Nightstands, occasional tables
13.	Lamps, floor, table, hanging, wall sconces
14.	Alarm clock, radio
15.	Plants and plant containers
16.	Vases, flowers
17.	Candles, candleholders
18.	Artwork, posters, prints
19.	Photos, frames, photo albums
20.	Decorative objects and knick-knicks

Audio
97

No	The things in the Bedroom
21.	Dressers, clothing
22.	Armoire and/or TV cabinet
23.	Chairs
24.	Loveseat, chaise lounge
25.	Ottoman
26.	Bookshelves, decorative ledges
27.	Books, magazines, bookends
28.	Trunk, bench
29.	Writing desk and/or vanity table
30.	Mirrors – dresser
31.	Rugs
32.	Tissue, tissue box cover
33.	Jewelry, Jewelry boxes
34.	Telephone, answering machine
35.	DVD player and videos
36.	CD player
37.	tablets, Kindle
38.	Nightlight
39.	
40.	



As long as I know the names,
I can find them by using my
smartphone. My smartphone
is connected to the Internet.



Okay then. Now let me
show you another
room in this house that
also has a lot of thing
inside it. Follow me!



Okay Budi.




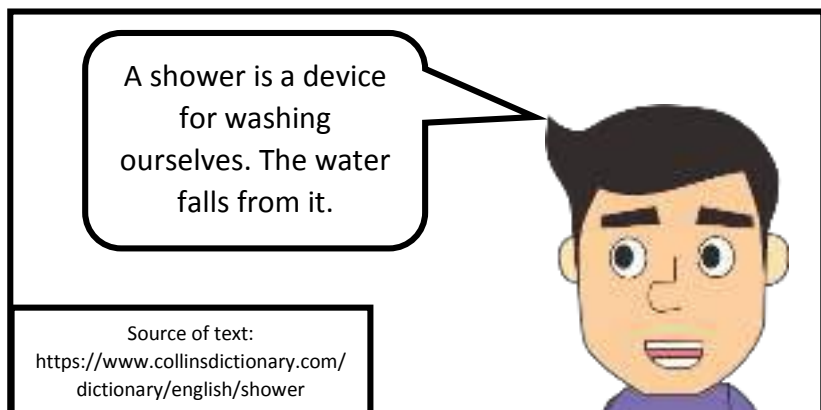

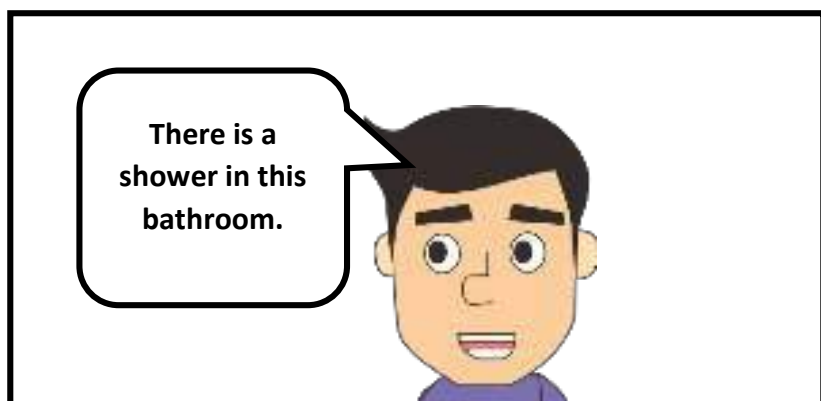
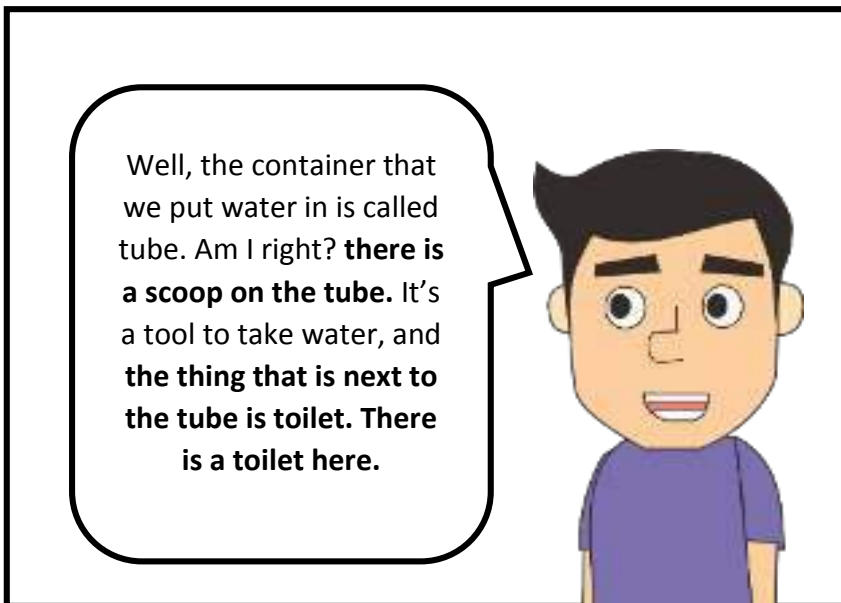
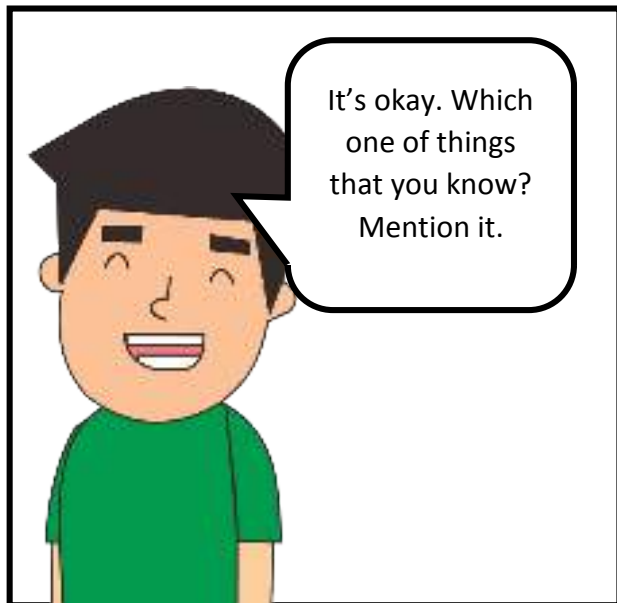
Source of picture: Buku siswa kelas VII Bahasa Inggris when English Rings a Bell Edisi Revisi 2017 by Siti Wachidah, Asep Gunawan, Diyantari, Yuli Rulani Khatimah.


Now we are in the bathroom.
You must know well with these
things.




Not really. I only
know some of
them.








What is the name of thing that has a mirror on it?




It is called sink. It is a container that has taps/faucets to supply water.


Source of text:
https://www.oxfordlearnersdictionaries.com/definition/english/sink_2




There is no sink in my bathroom. It is only in the kitchen. Mom usually uses it to wash dishes.



Yes, commonly sinks are placed in the kitchen too. It is for washing dishes. Alright, now what is the last thing we haven't mentioned yet?




What is that thing under the sink?




It is a bucket. Don't you have it? It's a roughly cylindrical open container, typically made of metal or plastic, with a handle, used to hold and carry liquids or other material.

Source of text:
<https://www.google.com/search?safe=strict&site=async/dictw&q=Dictionary>




My mom usually carries water using it. But I didn't know what it was called in English.



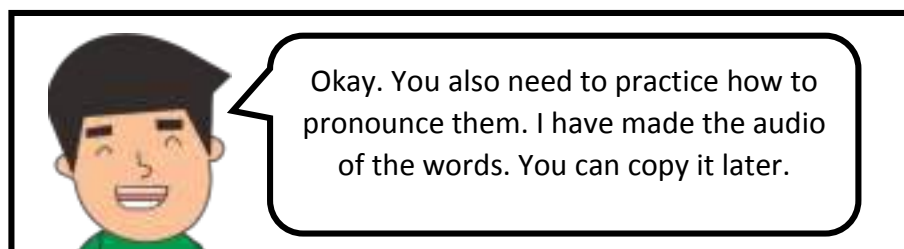
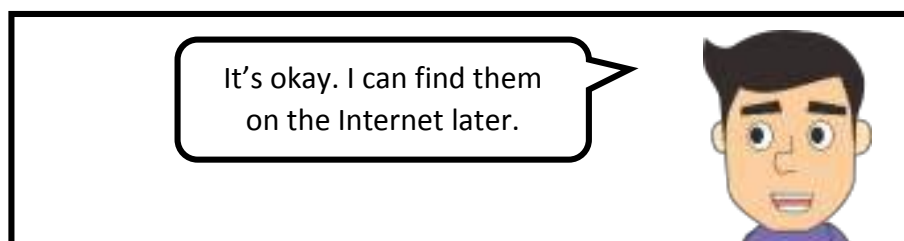
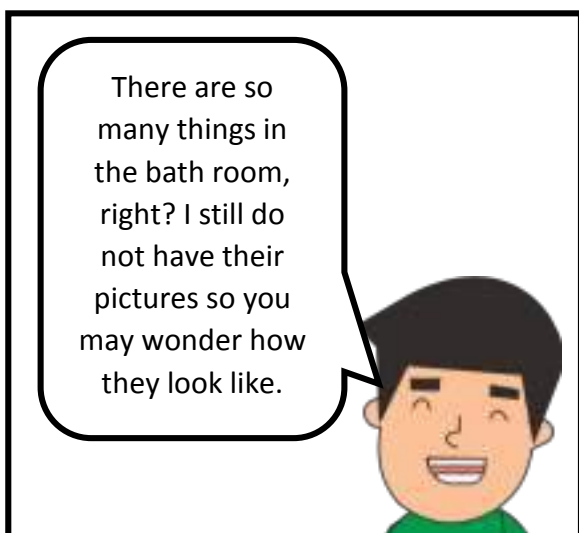


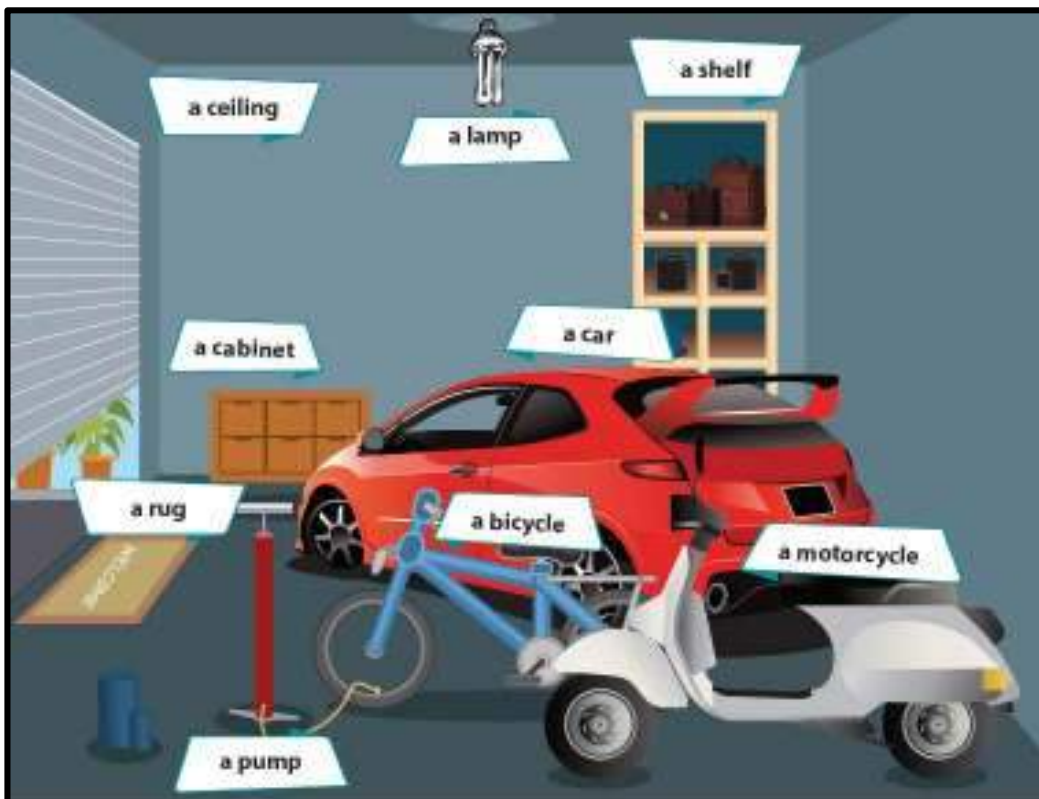
Now you know it. There are still so many things that are usually placed in the bathroom. Now look at these tables.

No	The Things in the Bathroom
1.	Bath sheets
2.	Bath towels
3.	Hand towels
4.	Wash clothes
5.	Bath mat, shower mat
6.	Bath rugs
7.	Shower curtain, liner
8.	Window curtains, valances
9.	Window blinds, shades, shutters
10.	Toothbrushes, toothbrush holder
11.	Bath canisters
12.	Ceiling fan and light
13.	Mirrors: wall, floor, hand
14.	Wall sconces and lamps
15.	Medicine cabinet & wall storage cabinets
16.	Waste basket
17.	Tissue box cover, tissue,
18.	Soap, soap dish, dispenser/pump
19.	Hamper, laundry basket
20.	Cosmetics



No	The Things in the Bathroom
21.	Cosmetic bags, cosmetic caddies, cosmetic holders
22.	Blow dryer, hair dryer
23.	Curlers, flat iron, electric shavers
24.	Combs, brushes
25.	Hair pins, clips, accessories
26.	Toiletries
27.	Bath soaps, salts, bubbles
28.	Shelves, decorative ledges
29.	Paper towels and holder
30.	Magazines
31.	Bath scale
32.	Art work, prints, posters, photos, frames
33.	Plants and plant containers
34.	Toilet paper and standing holder
35.	Free-standing cabinetry
36.	Towel stand/rack, wall hooks, towel bars.
37.	Chair, bench
38.	Storage baskets, boxes, drawers
39.	Decorative objects
40.	Drawer & cabinet organizers





Source of picture: Buku siswa kelas VII Bahasa Inggris when English Rings a Bell Edisi Revisi 2017 by Siti Wachidah, Asep Gunawan, Diyantari, Yuli Rulani Khatimah.

Now we are in the garage. Can you see that there are three vehicles here?



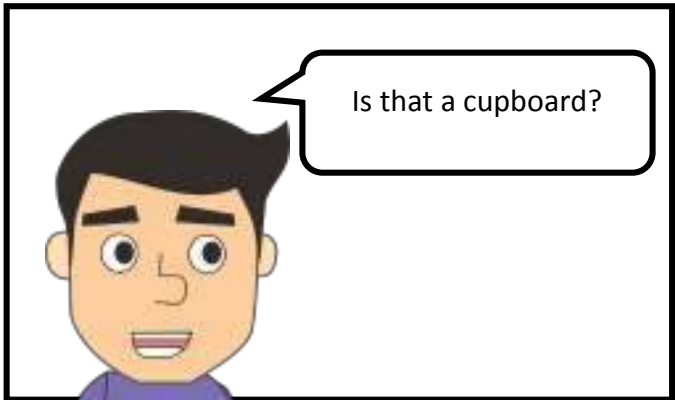
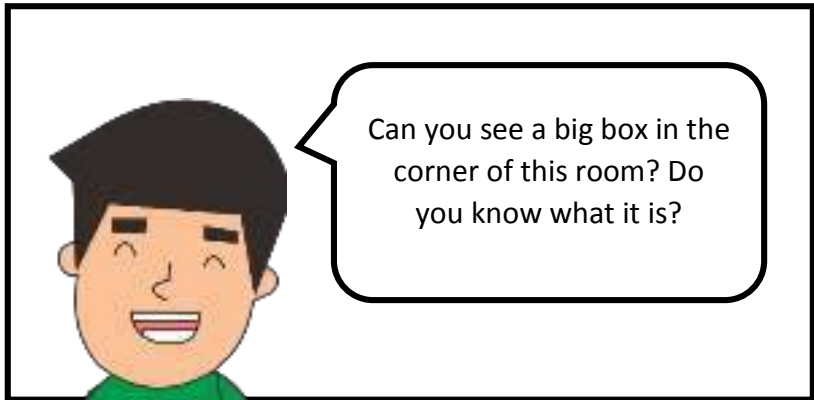

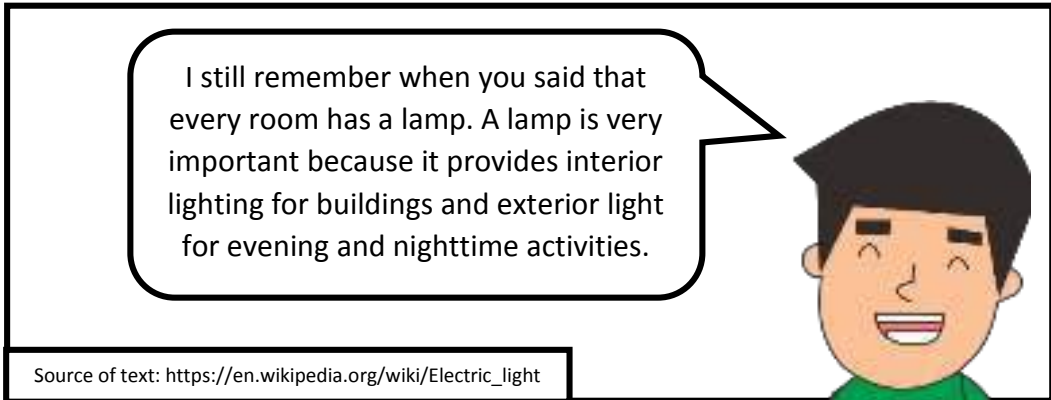

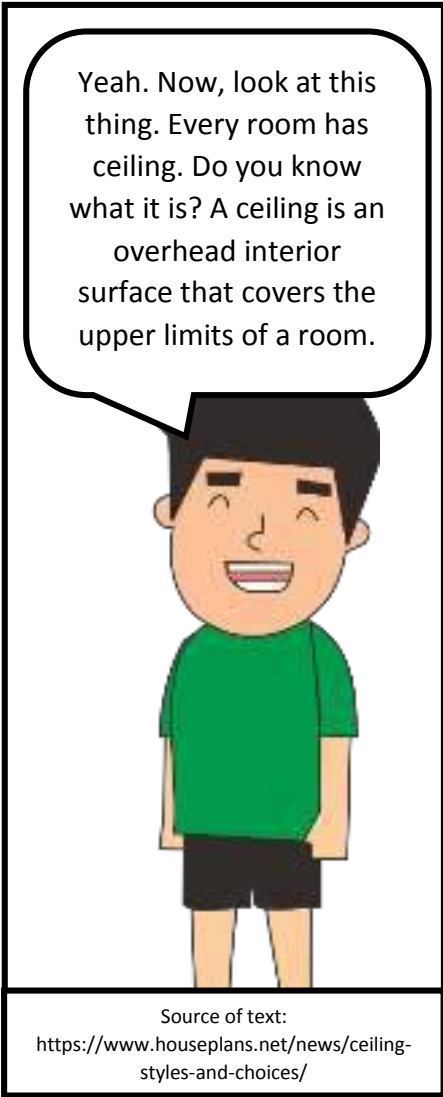
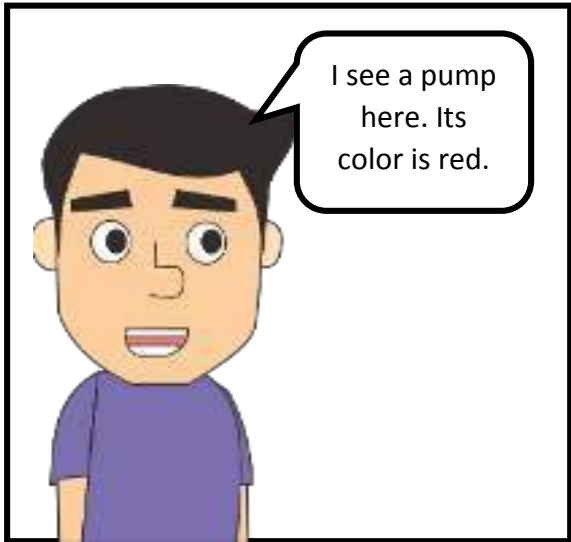

Yes, there are three vehicles here. The red big one is a car. A bicycle is the blue one. It's next to the car and the last vehicle is motorcycle.

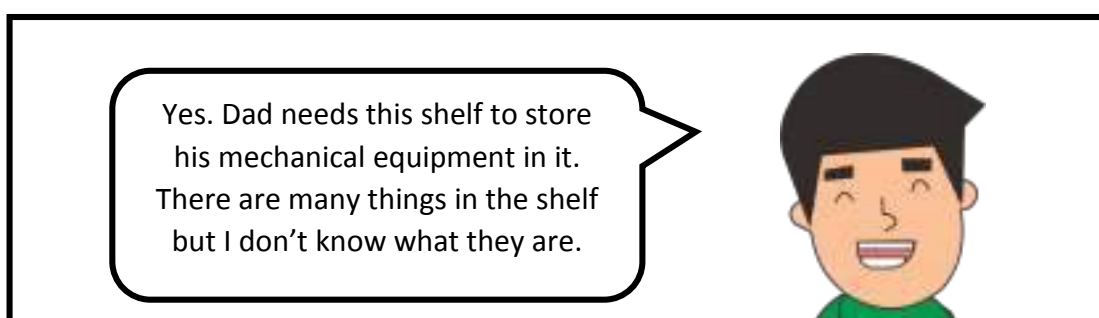


Yeah Edo. There is a car, a bicycle and a motorcycle. Actually, we had two motorcycles but the other one has sold yet.

I see.

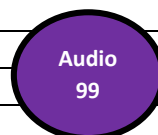
When bikes' tires are flat. We need a tool to fix them. Do you know what tool is it?





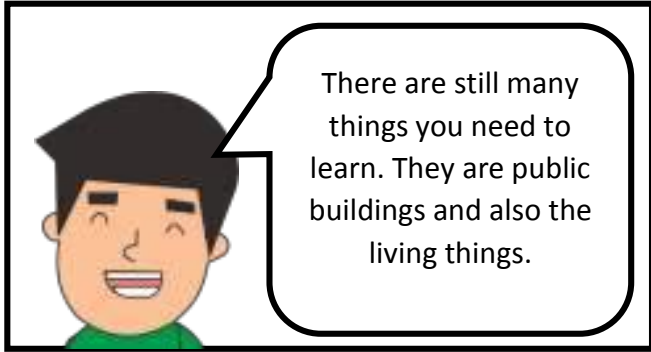


We need a pump. We can inflate a bike's tire using it.





No	Things in the Garage	No	Things in the Garage	No	Things in the Garage
1.	Car	16.	Wheelbarrow	25.	Dustpan
2.	Motorcycle	17.	Christmas lights	26.	Paint cans
3.	Lawnmower	18.	Weed trimmer	26.	Light
4.	Garden tools	12.	Bikes	27.	Clock
5.	Woodworking tools	13.	Sprinkler	28.	Pump
6.	Maintenance tools	14.	Sidewalk chalk	29.	Rug
7.	Lawn ornaments	15.	Broom	30.	Cabinet
8.	Outdoor toys	16.	Sports balls	31.	Shelf
9.	Storage boxes	17.	Baseball bat	32.	Bicycle
10.	Rake	18.	Skateboard	33.	Claw hammer
11.	Shovel	19.	Emergency kit	34.	Wrench
12.	Hoe	20.	Garden hose	36.	Bottle of gas cleaner
13.	Ladder	21.	Extra motor oil		
14.	Garbage cans	22.	Radio		
15.	Toolbox	23.	Working gloves		





Public Buildings

Budi's house....




Budi calls Tina and invites her to go around the city.

Hello Tina, this is Budi. So, when will we go riding around this city?



Budi is picking Tina at his house.

Are you ready?



I am.



You know how to ride bicycle, right?



Yeah, I do. Don't worry about it.



I want to ask you something. Is there any zoo in this city?



Yes, there is a big zoo in this city. Have you ever gone to the zoo before?



I'm not sure we have enough time. I need to take pictures of the public buildings first.



No, I have never, can we go to the zoo later?



Oh, it's okay, maybe next time. Do you bring a camera?



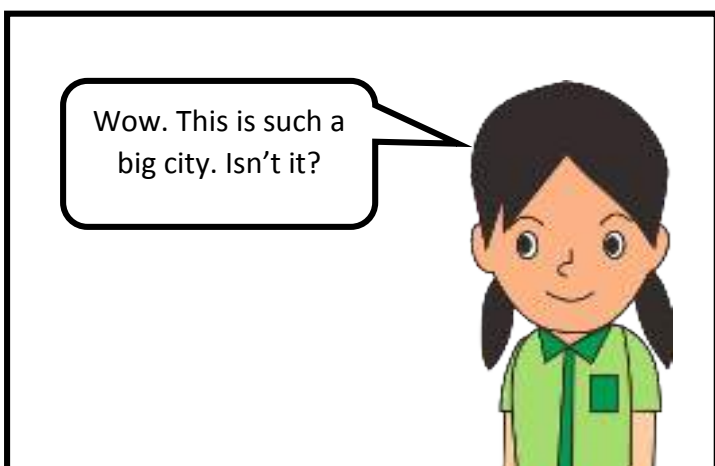
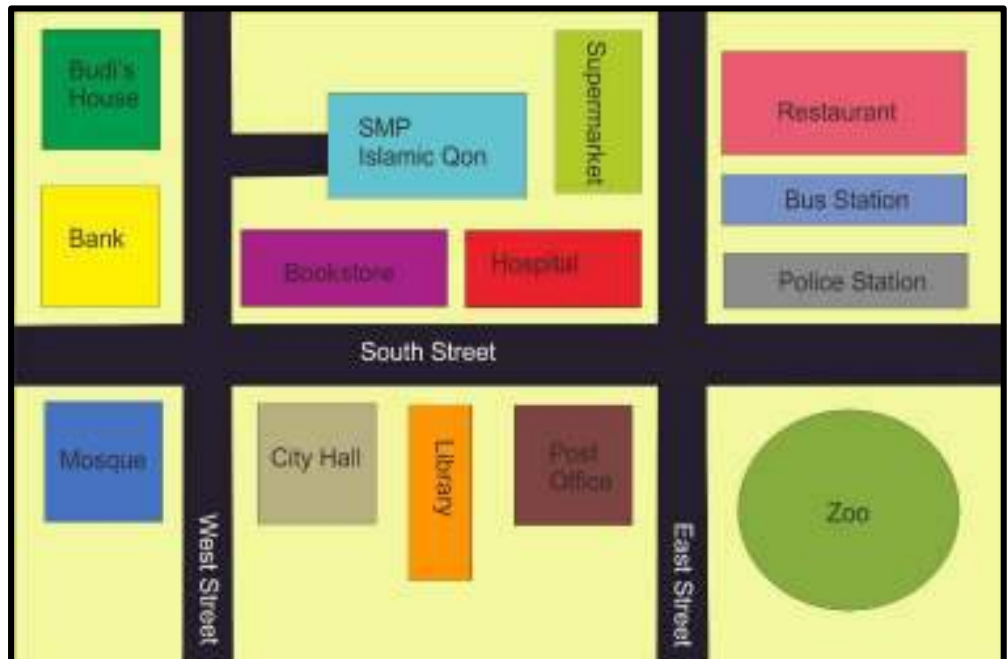
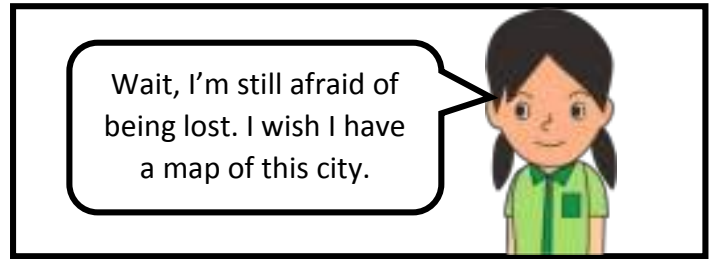
Yes, I do.



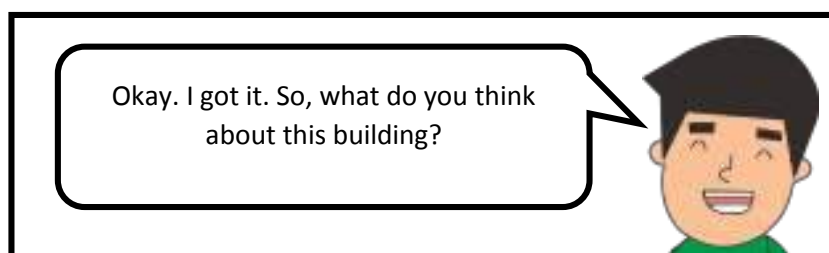
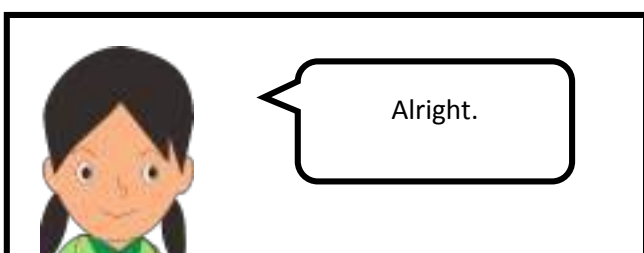

This is my camera.

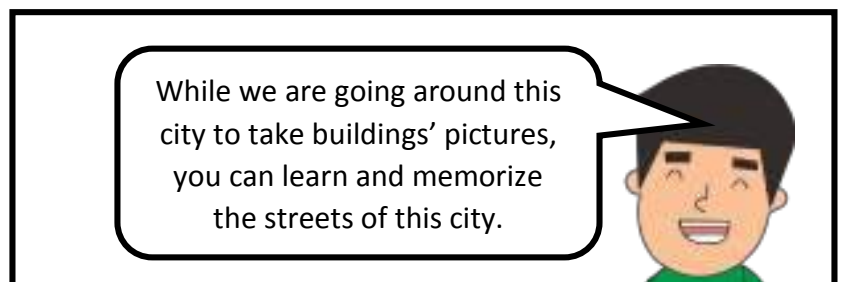




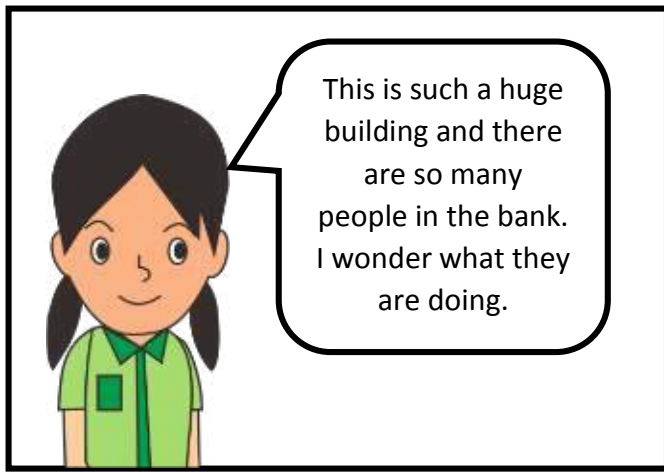
That's cool!





Budi and Tina have arrived at the bank. They only take 5 minutes to get there.





Okay.



Alright. Now let's look at the map again and decide which public building we will visit.



What about mosque?



Okay. Let's go!



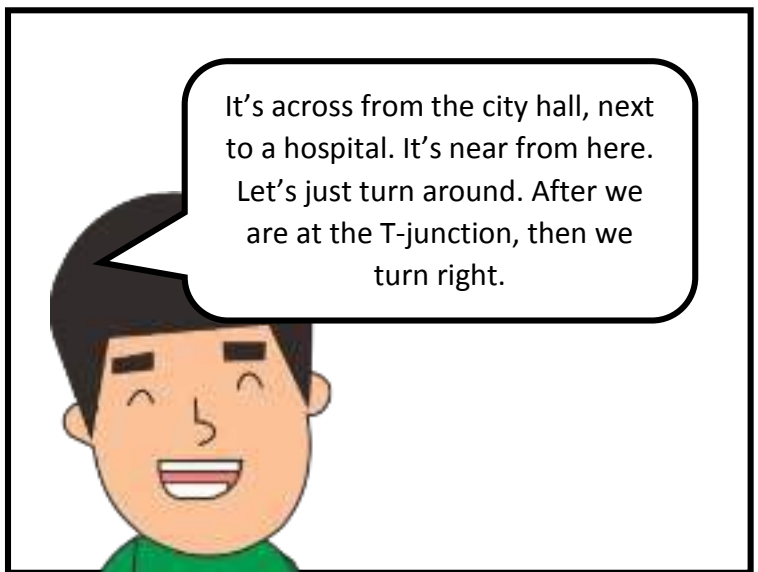

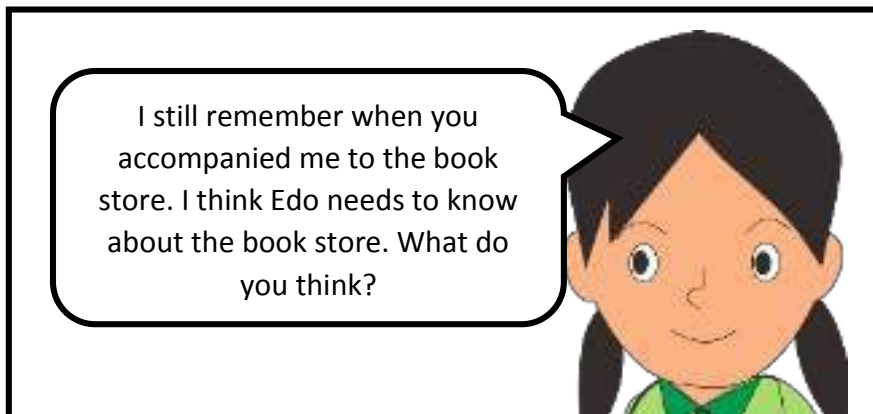

Budi and Tina ride their bicycle to mosque. It takes 20 minutes to get there.

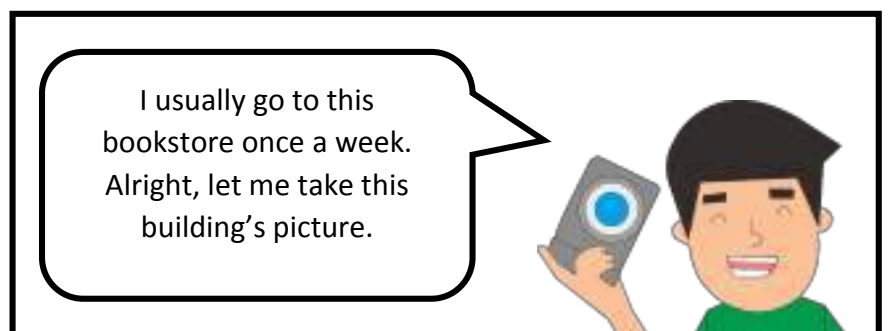
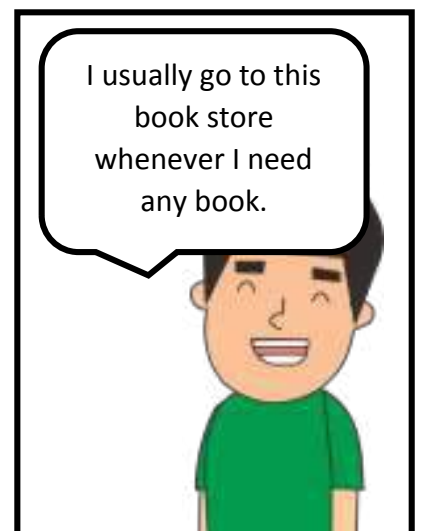
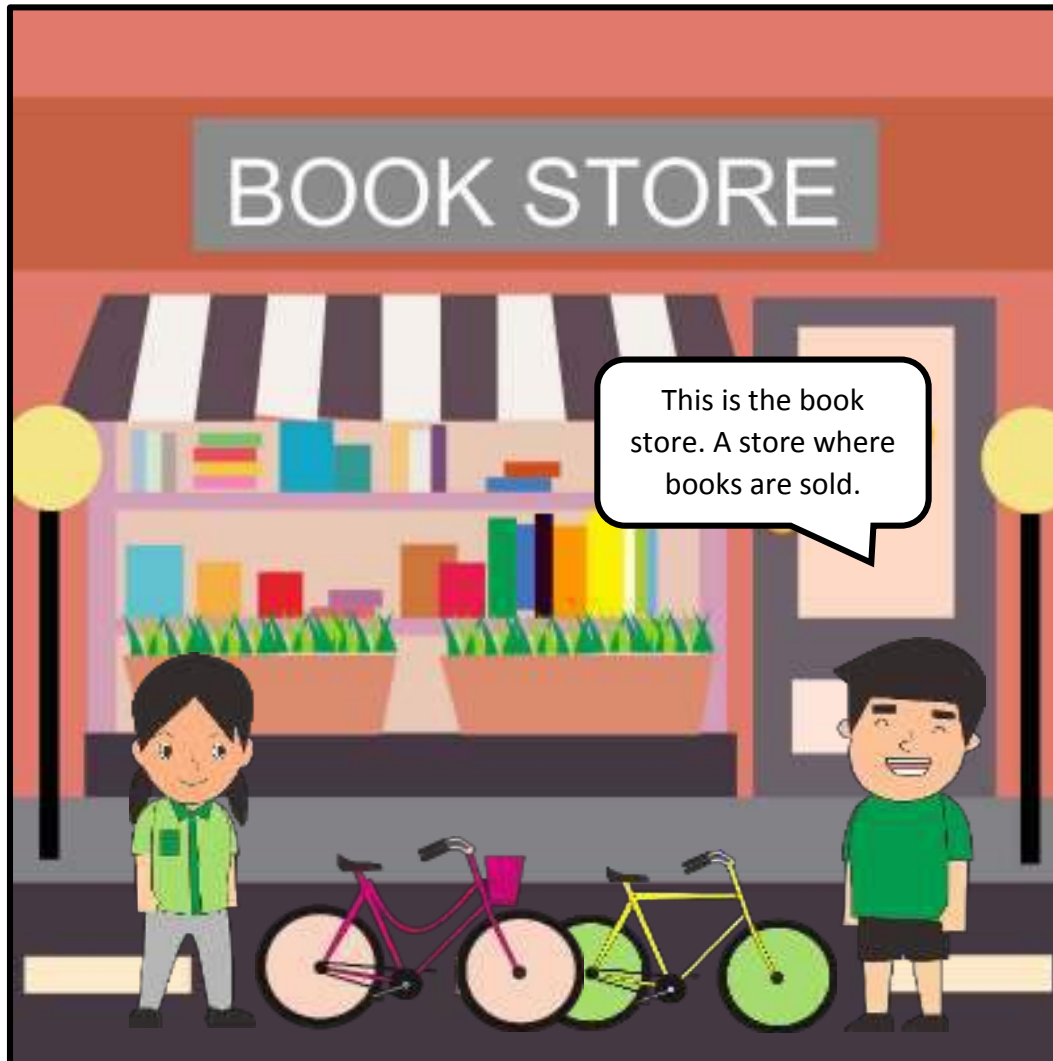


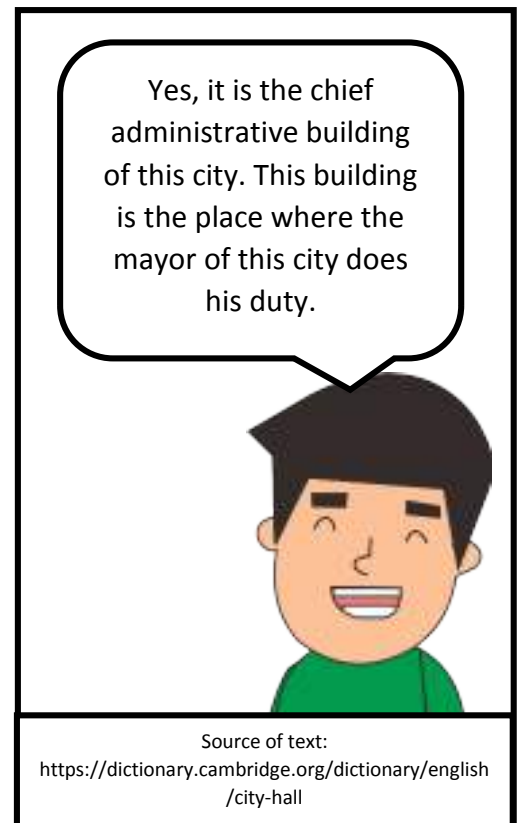
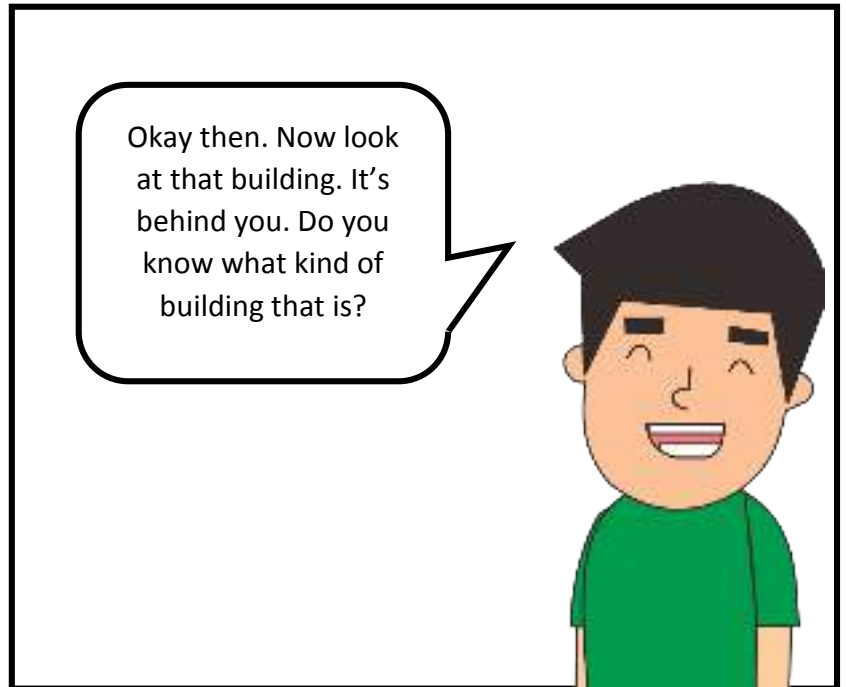



We have
arrived at the
mosque.


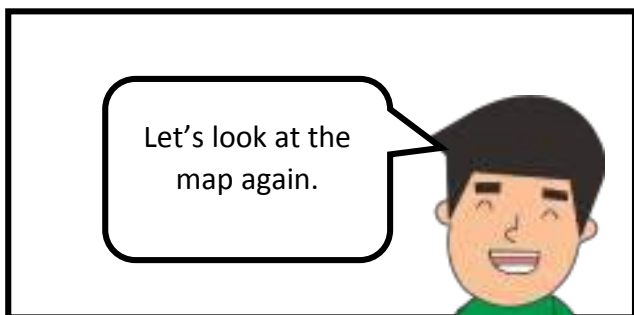


Do you always
pray in this
mosque.


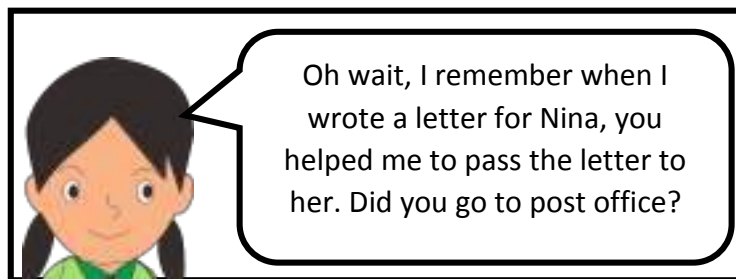

No, I don't. I pray at
home more often.

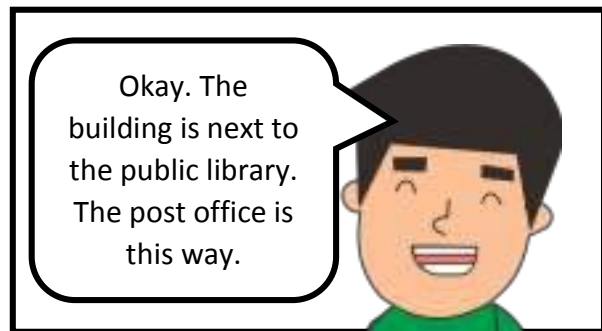


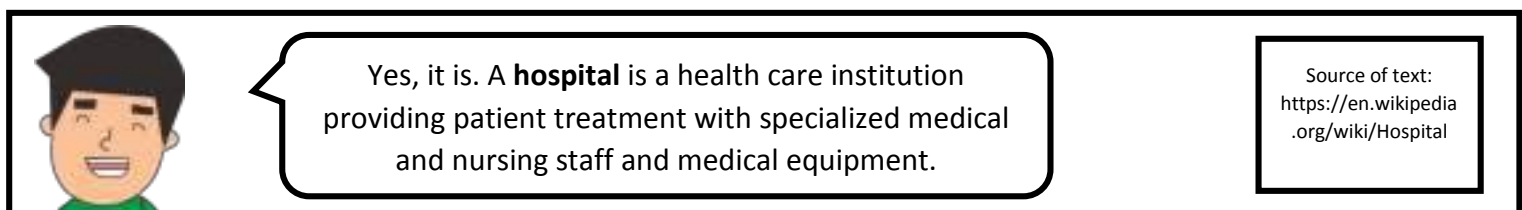
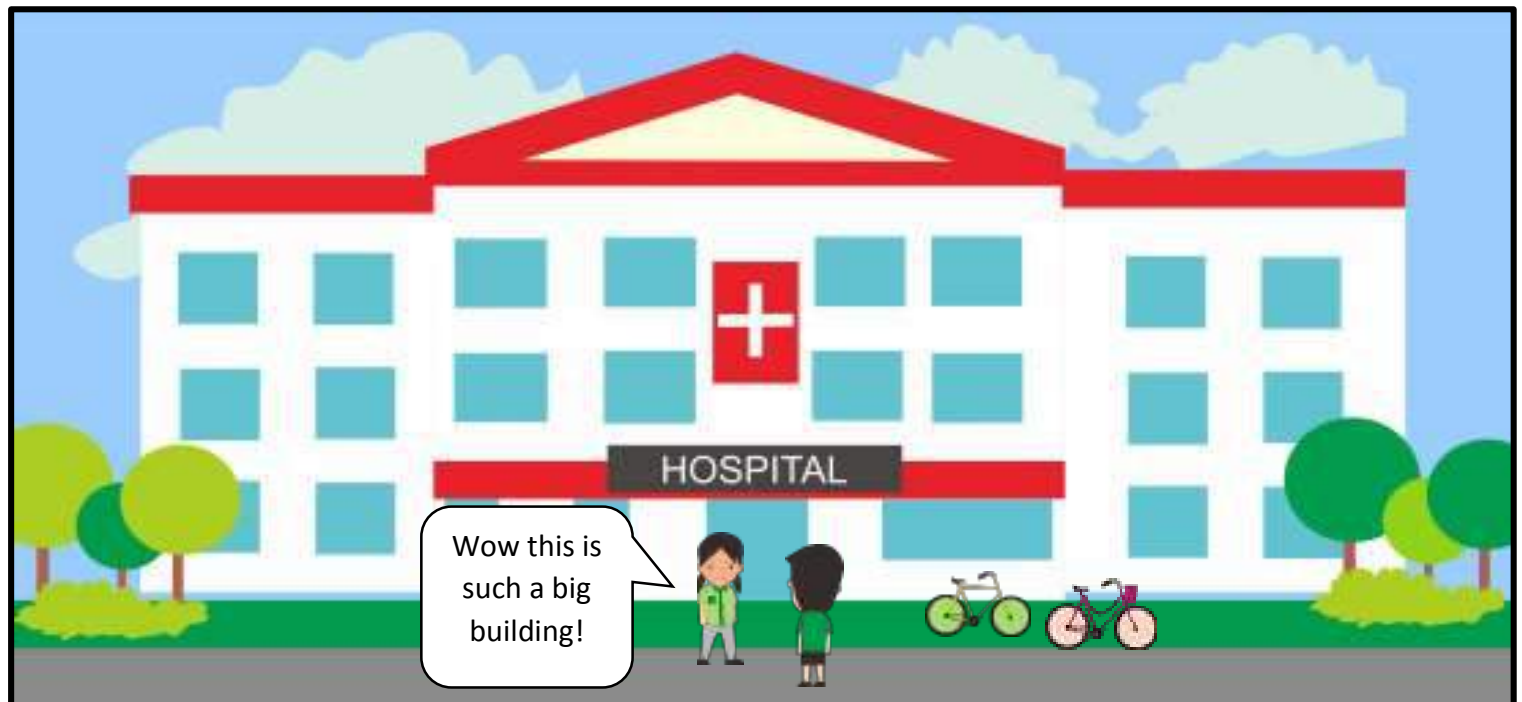

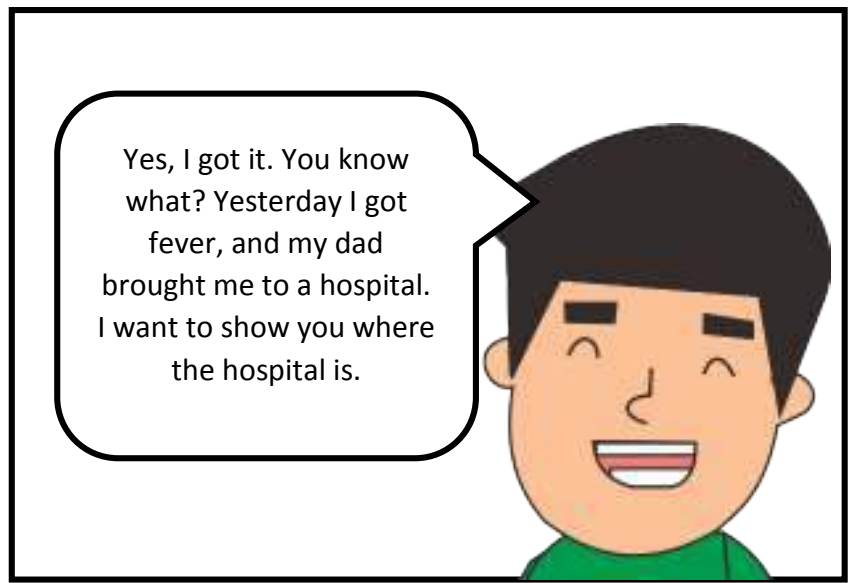




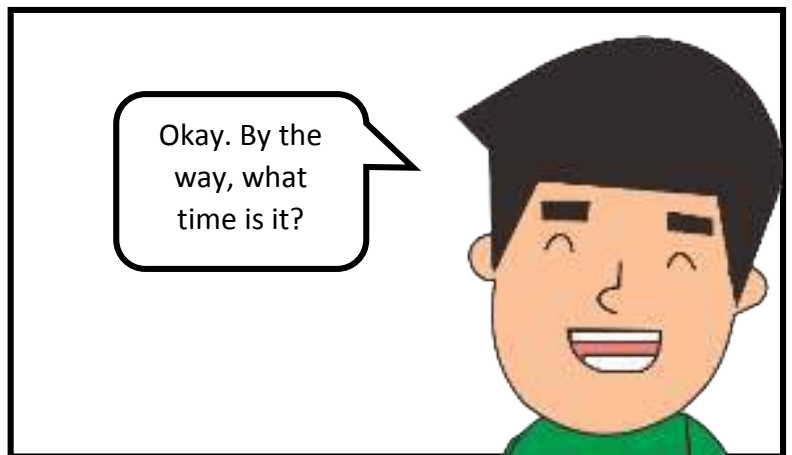
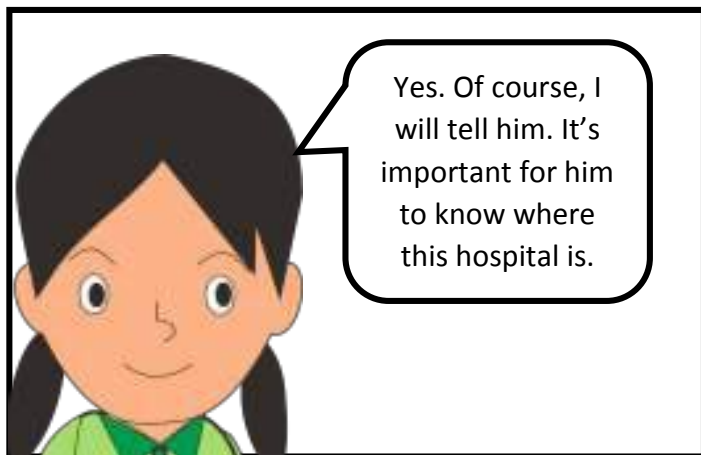










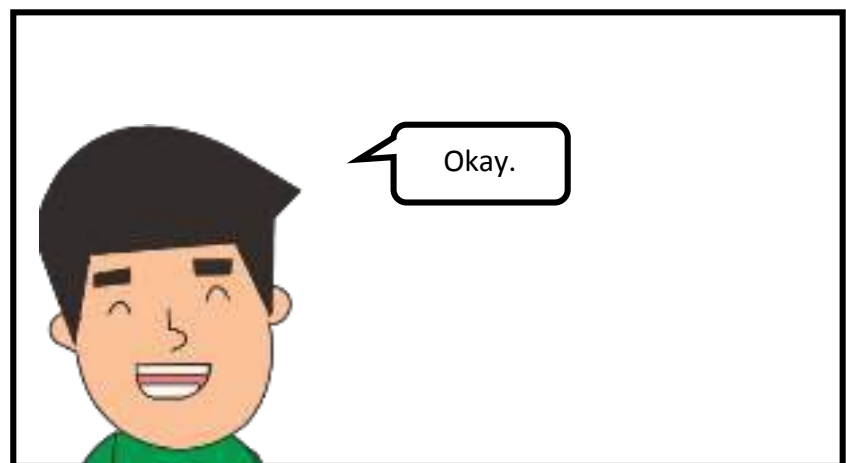

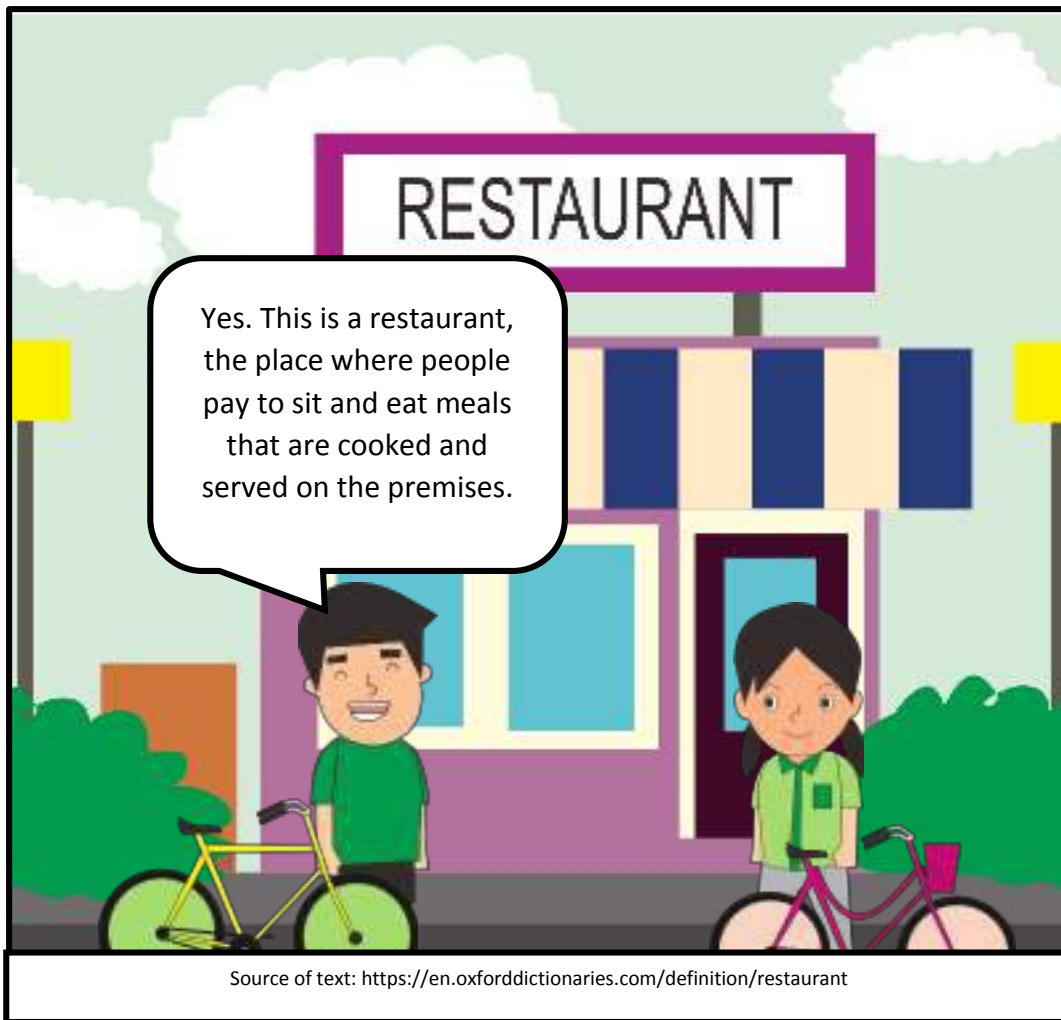












After eating in the restaurant and taking the restaurant building's picture, Budi and Tina go to supermarket. Supermarket is a large self-service store selling foods and household goods. Tina wants to buy some drinks because she feels so thirsty.



I am so thirsty Budi. Let's buy some bottles of water for us.

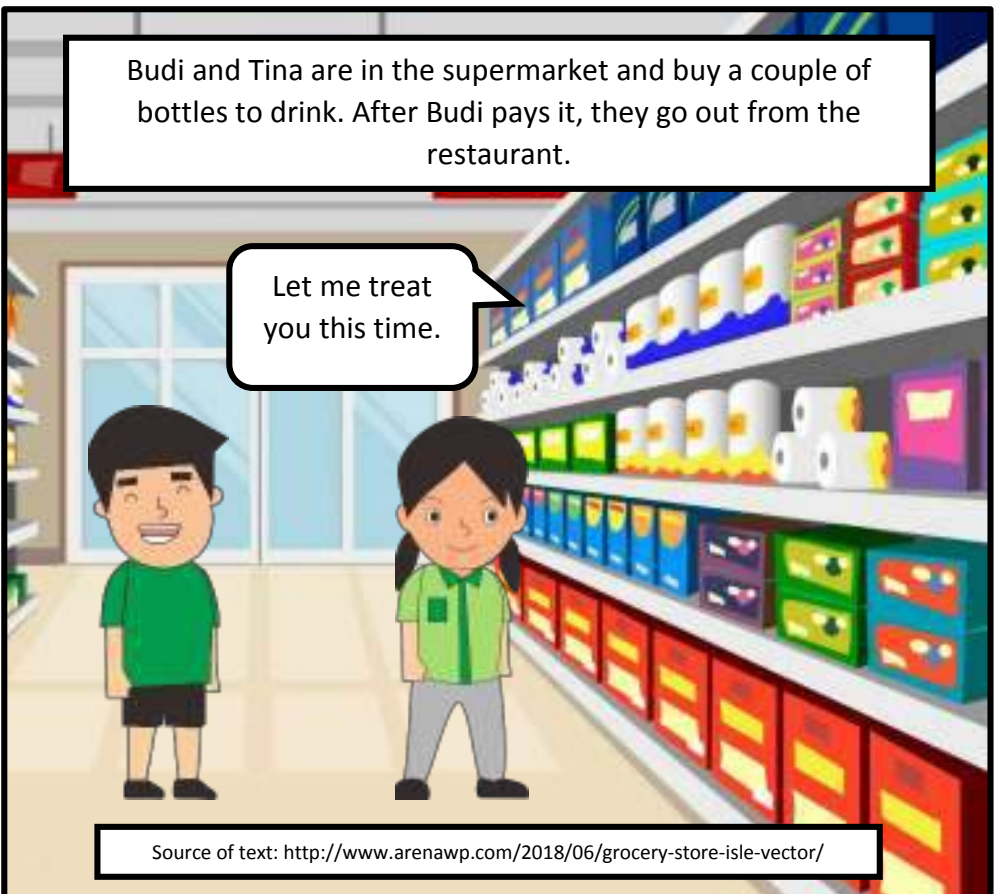


Okay.

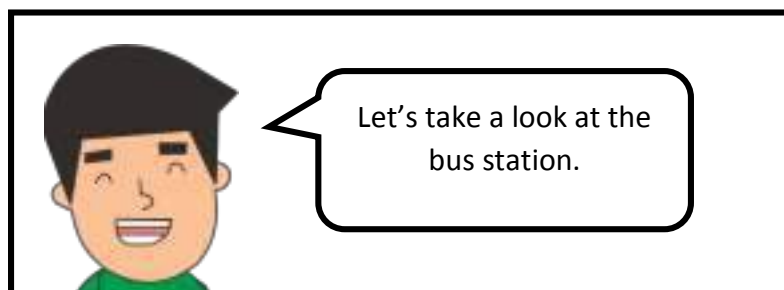



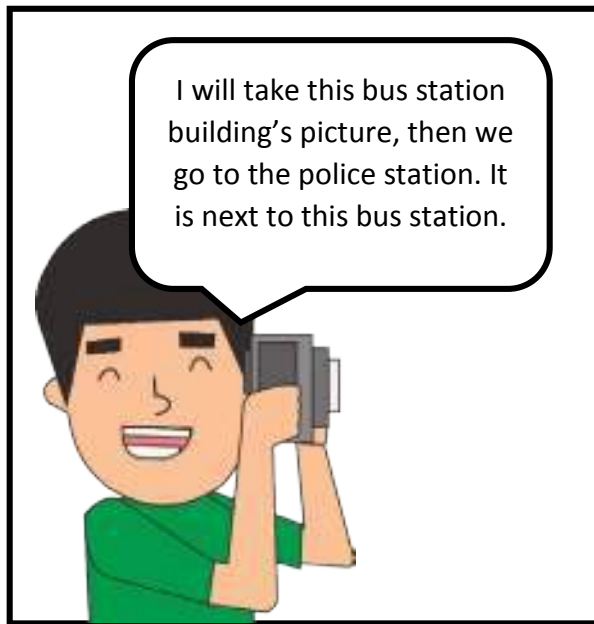

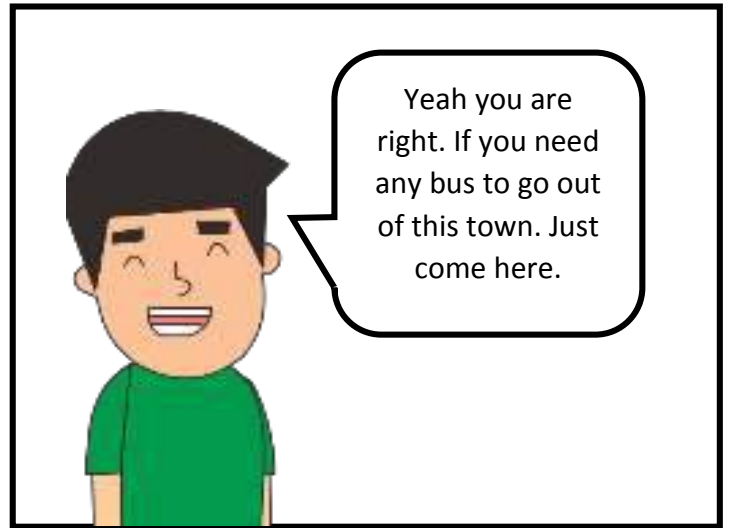
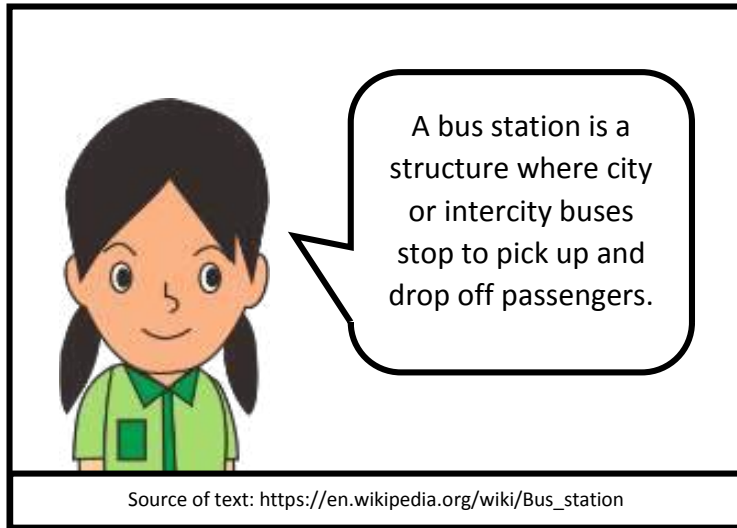

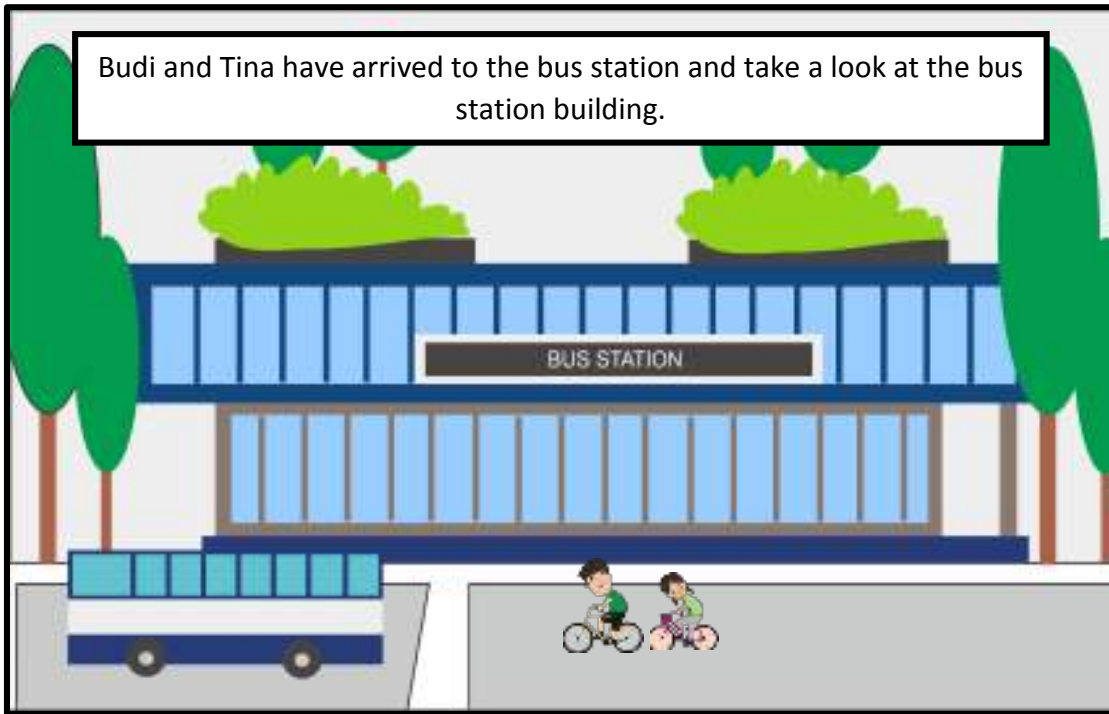
Budi and Tina are in the supermarket and buy a couple of bottles to drink. After Budi pays it, they go out from the restaurant.

Let me treat you this time.



Source of text: <http://www.arenawp.com/2018/06/grocery-store-isle-vector/>





Budi and Tina are going to the police station.



Tina, we can't go to the zoo today because my cousin is waiting for me at my house.



So, this is the last public building we visit. Now, we are in front of the police office. Police station is the headquarters of a unit of a police force, where those under arrest are first charged.



Source of text:
<https://www.thefreedictionary.com/police+station>

This is a building which serves to accommodate police officers and other members of staff.



Yeah, we are at the police station now. I have ever had a bad experience.




I ever got robbed, so my dad accompanied me to file a complaint to police station.



I was so sad because my wallet was taken.



Then the police caught the pickpocket and he got jailed.




Oh, I'm sorry...






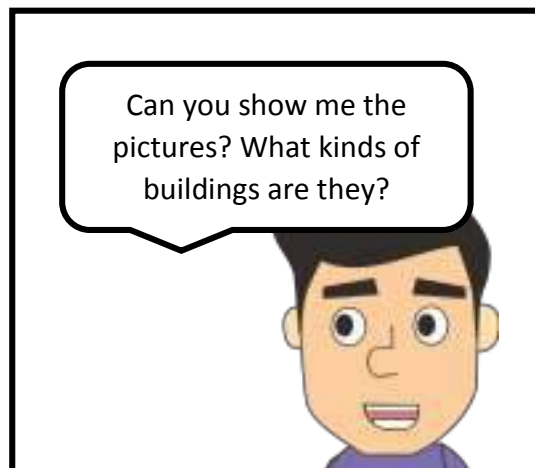



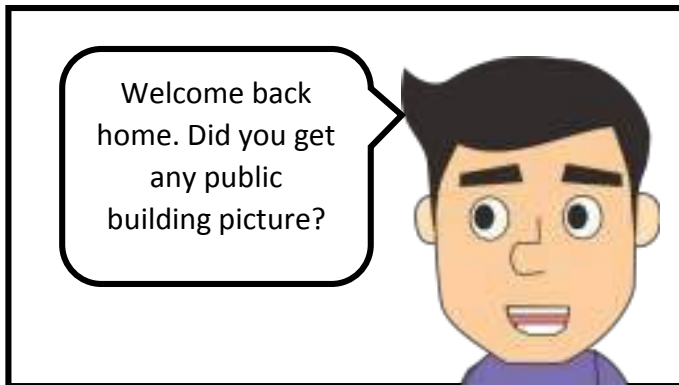

Okay. I just took its picture for Edo.



Okay. So, are we going to go home now?







ASSOCIATING

After showing the public building pictures, Budi tries to search for his old worksheets in his computer. He wants to Edo does the worksheet.



30 minutes later.

I found them all. The worksheets!



May I see them?



Audio
101

Sure. This is the first worksheet. Read the description of these things and find the correct answers in the boxes below. Listen to the audio that will help you find the answers.



Task 107

Listen to the audio and read the description of these things to find the correct answers in the boxes below!

1



It is a reflective surface that reflects a clear image. What is it called?

2




It is a device for giving light. What is it called?

3



It is a container used for carrying things. What is it called?

4








It is a floor covering of thick woven material or animal skin. What is it called?

5



It is a mobile phone that performs many of the functions of a computer. What is it called?

<div data-bbox="108 107 161 163">6</div>  <div data-bbox="108 365 319 779"> <p>It is a computer that is portable and suitable for use while traveling. What is it called?</p> </div>	<div data-bbox="392 107 445 163">7</div>  <div data-bbox="392 365 603 779"> <p>It is a separate seat for one person, typically with a back and four legs. What is it called?</p> </div>	<div data-bbox="676 107 729 163">8</div>  <div data-bbox="676 365 887 779"> <p>It is a furniture with a flat top providing a level surface on which objects may be placed. What is it called?</p> </div>	<div data-bbox="960 107 1013 163">9</div>  <div data-bbox="960 365 1171 779"> <p>It is an opening in the wall is fitted with glass in a frame. What is it?</p> </div>	<div data-bbox="1244 107 1297 163">10</div>  <div data-bbox="1244 365 1455 779"> <p>It is a moving mechanism that is used to block off, and allow access to, within an enclosed space. What is it called?</p> </div>
---	--	---	--	---

Door	Car	Refrigerator	Laptop	Mirror
Smartphone	Window	Lamp	Television	Bag
Chair	Pump	Rug	Table	Bucket

 <div data-bbox="292 1373 699 1574"> <p>Read the instruction first before you answer it.</p> </div>	 <div data-bbox="1129 1373 1465 1496"> <p>Okay Budi. I got it.</p> </div>
<div data-bbox="100 1709 475 1944"> <p>By the way, do you like to listen to music?</p> </div> 	<div data-bbox="786 1709 1273 1910"> <p>Let's listen to this song and find the missing lyrics.</p> </div> 

Audio
102

If I had a million dollars

(If I had a million dollars)

Well, I'd buy you _____(1)

(I would buy you a house)

And if I had a million dollars

(If I had a million dollars)

I'd buy you furniture for your house

(Maybe _____(2) or _____(3))

And if I had a million dollars

(If I had a million dollars)

Well, I'd buy you _____(4)

(A nice reliant automobile)

And if I had a million dollars, I'd buy your love

If I had a million dollars

(I'd build _____(5) in our yard)

If I had a million dollars

(You could help it wouldn't be that hard)

If I had a million dollars

(Maybe we could put _____(6)

In there somewhere)

We could just go up there and hang out

(Like open the fridge and stuff

And there'd all be foods laid out for us

Like _____(7) and things

They have pre-wrapped sausages

But they don't have _____(8)

Well, can you blame them?

If I had a million dollars

(If I had a million dollars)

Well, I'd buy you a fur coat

(But not a real fur coat, that's cruel)

And if I had a million dollars

(If I had a million dollars)

Well, I'd buy you an exotic pet

(Yep, like _____(9) or _____(10))

And if I had a million dollars

(If I had a million dollars)

Well, I'd buy you John Merrick's remains

(Ooh all them crazy elephant bones)

a house

a tree-fort

a llama

a nice chesterfield

a little tiny fridge

an emu

an ottoman

little pre-wrapped


sausages

pre-wrapped bacon

Source of song:

<https://www.youtube.com/watch?v=LHacDYj8KZM&t=189s>

When you enter a living room, you will find so many things inside it. This is a picture of things in the living room. Listen to the audio that will give you some questions. Answer the questions by searching things in the picture.

Audio
103Source of picture: <https://kidspicturedictionary.com/english-through-pictures/place-english-through-pictures/living-room/>

1. _____
2. _____
3. _____
4. _____
5. _____



Now try to guess where these things should be placed.

Draw a line to connect each thing with the room it should be placed.



1.



2.



3.



4.



5.



6.



7.



8.

A.

Garage

B.

Bedroom

C.

Dining room

D.

Classroom

E.

Bathroom

F.

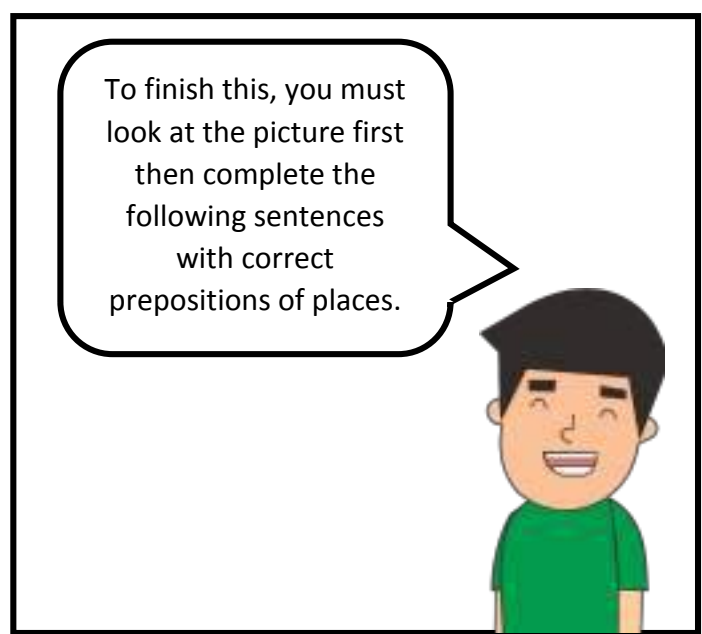


Living room

G.

Bag


H.

Kitchen



Task 111

Look at the picture first and then complete the following sentences with correct prepositions of places!



Source of picture and text: <https://www.slideshare.net/CynthiaSanchezEspino/prepositions-of-place-69740934>

1. There is a doll _____ the sofa.
2. There is a ball _____ the table.
3. There is a cat _____ the armchair.
4. There is an apple _____ the table.
5. There is a dog _____ the table.

6. There is an umbrella _____ the sofa.
7. There are two pictures _____ the vase.
8. There is a vase _____ the table.
9. There is a robot _____ the floor.
10. There is a car _____ the armchair.

Edo, remember that we can also find so many public building resources from the Internet.



I knew it. My smartphone is always connected to the Internet.



Awesome. Beside knowing how the buildings look like, you also need to know how English people spell and pronounce them. Here is a list of public buildings. Listen to the audio and learn how English people pronounce them. Then what you have to do is Listen to the audio. Find the name of these places!



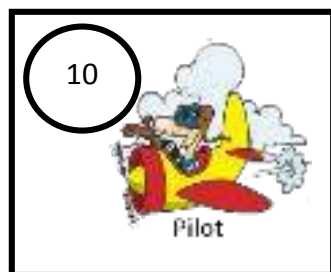

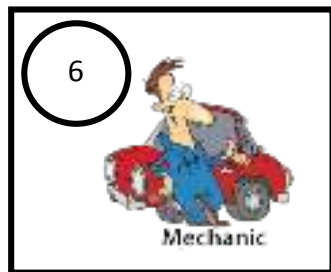

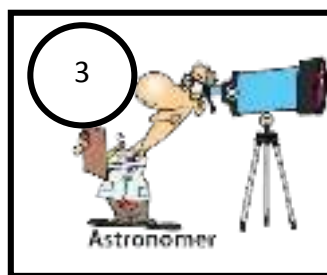
- | | | | |
|-------------------------|---------------------|--------------------|---------------|
| a. Train Station | f. Mosque | k. Police station | p. Museum |
| b. Church | g. Grocery store | l. Pharmacy | q. School |
| c. Fast food restaurant | h. Post office | m. Fire Department | r. Bookstore |
| d. Park | i. Department store | n. Bakery | s. Library |
| e. Cinema | j. Bar | o. Bank | t. Restaurant |

Task 112

Listen to the audio. Find the name of these places!

1. A place where you buy book.
2. A place where passenger trains stop on a railway line. Typically, with platforms and buildings.
3. A building where used for public Christian worship.
4. The head quarter of fireman.
5. A large public garden in a town, used for recreation.
6. A place where people pay to sit and eat meals.
7. A theater where you can see films.
8. A place where there are many different shops.
9. A building where you can see object of historical, scientific, artistic, or cultural interest.
10. A place where you can send letter.
11. A building where used for public Muslim worship.
12. The store of money.
13. A place where you can borrow books.
14. A place where you can buy bread and cakes.
15. A self-service shop where you can buy food or household goods.
16. A place where you can report theft.
17. An institution for education children.
18. A place where you can buy medicinal drugs.
19. An establishment where you can drink beer and other drink.
20. A restaurant where you can get meal quickly.

Audio
104



Source of pictures:
<https://www.woodwardenglish.com/professions-occupations-jobs/>

After you listen to the audio, write what you have heard.



1. Mr. James is an accountant. He works in _____.
2. Mr. Brian is a police officer. He works in _____.
3. Mr. Robert is an astronomer. He works in _____.
4. Mr. Alex is a teacher. He works in _____.
5. Mr. William is a baker. He works in _____.
6. Mr. Andrew is a mechanic. He works in _____.
7. Mr. Paul is a firefighter. He works in _____.
8. Mr. Steven is a judge. He works in _____.
9. Mr. Charles is a doctor. He works in _____.
10. Mr. Christopher is a pilot. He works in _____.

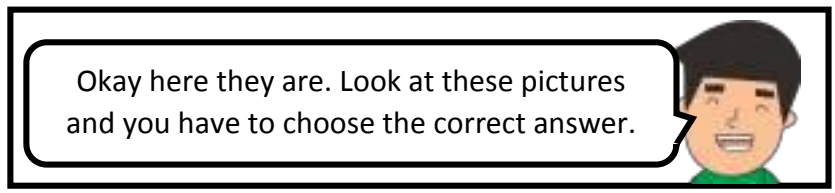
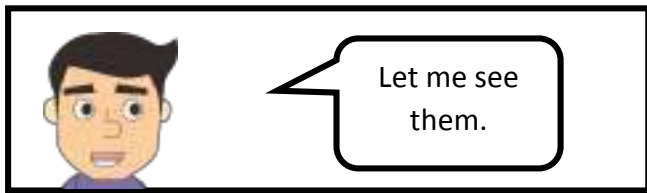
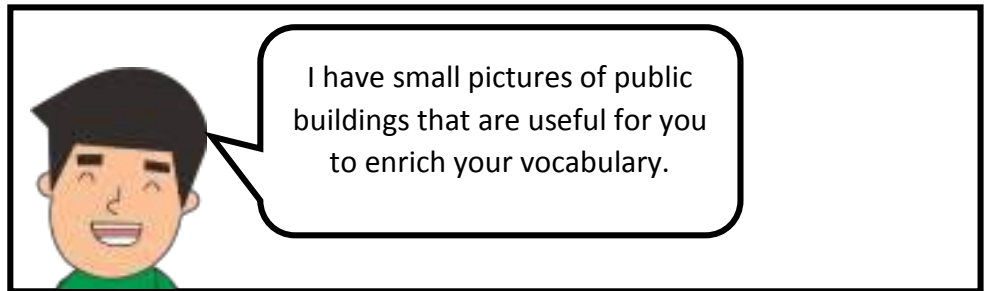
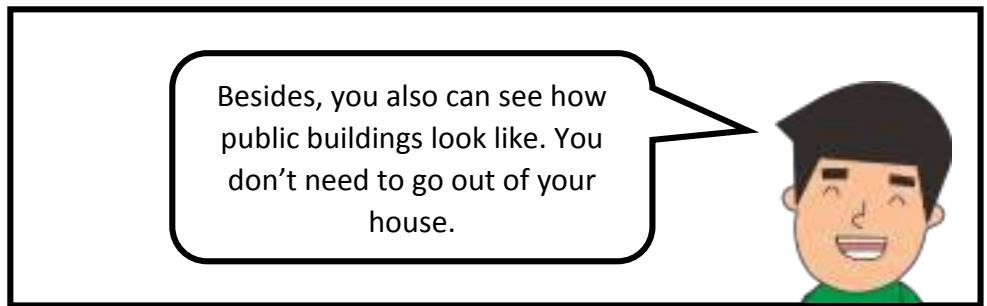

Audio
105

I think this is not difficult.



Yes. There are still so many people work in the different buildings. Such as dental, butcher, engineer, pharmacist and many more. You need to search as many as you can find. Learn how English people spell and pronounce them.





Task 114

Look at the pictures. What buildings are they? Choose the correct answer!



- a. Church
- b. School
- c. Clock tower



- a. Police station
- b. Train station
- c. Post office



- a. Library
- b. School
- c. Bank



- a. Supermarket
- b. Fire station
- c. Hotel



- a. Townhall
- b. Restaurant
- c. Church

- a. Fire station
- b. Police station
- c. Train station

- a. Market
- b. Cafe
- c. Fast food restaurant

- a. Clothes shop
- b. Museum
- c. Bank



- a. Town hall
- b. Swimming pool
- c. Cinema

- a. Fire station
- b. Police station
- c. Train station

- a. Train station
- b. Fire station
- c. Petrol station

- a. Train station
- b. Petrol station
- c. Bus station



- a. Train station
- b. Petrol station
- c. Bus station

- a. Hotel
- b. Supermarket
- c. Bank

- a. Book shop
- b. Clothes shop
- c. Pet shop

- a. Dentist's
- b. Hospital
- c. Vet's


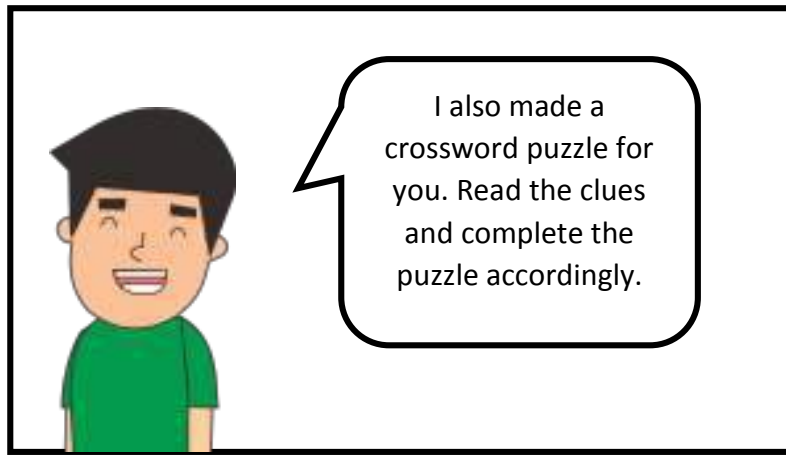


- a. Restaurant
- b. Playground
- c. School

- a. Playground
- b. Funfair
- c. Swimming pool

- a. Playground
- b. Sport center
- c. Swimming pool

- a. Cinema
- b. pool
- c. Museum



Task 115 **Read the clues and complete the puzzle accordingly!**

Source of exercise:
<https://s3.amazonaws.com/Giflinguaresources/go.pdf>

ACROSS

- 4. to see a play or musical
- 8. to solve a legal problem
- 9. to report a crime
- 12. to book your holidays
- 15. to sleep away from home
- 16. to get on a train
- 17. to read or borrow books
- 18. to send letter and parcels.

DOWN

- 1. to watch a film
- 2. to admire pieces of art
- 3. to dance and have a good time
- 5. to get treated when you are ill
- 6. to have a cup of coffee
- 7. to get some money
- 10. to watch a football match
- 11. to have a meal out
- 13. to catch a plane
- 14. to get married (Christian)

Hello, I'm Dino. I'm 13 years old. I'm Budi's friend. I live in Gresik. My house isn't really that big but I love the things inside it. This time, I want to tell you what kind of things inside my house especially non-living things.

There are many things in my living room. There is a television, a sofa, the television is in front of sofa. There are two chairs, magazines, and magazine rack. I really like to read magazines. I sit on the chair when I read magazines. There is a table between TV and sofa, sometimes I forget to put the magazine back in the magazine rack. I put on the table instead. There is a bookshelf too, with a lot of books in it. The book self is beside the magazine rack.


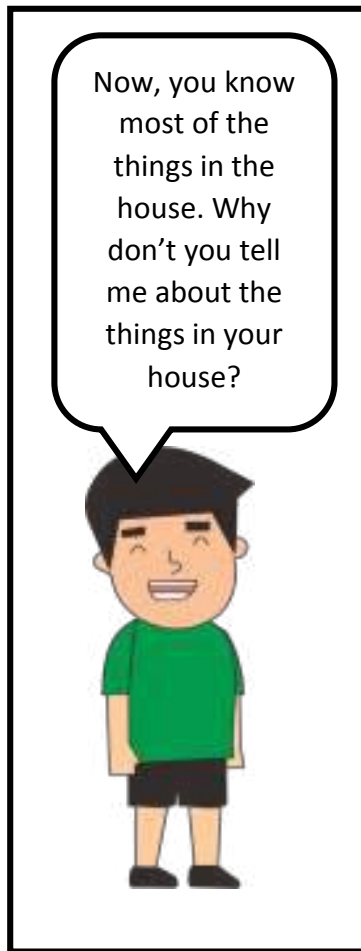
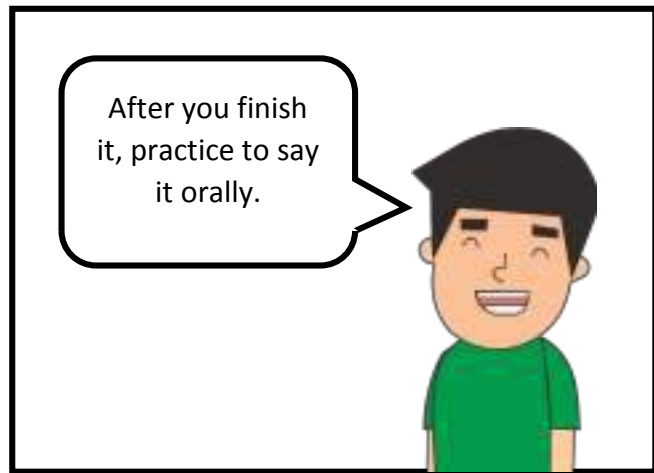
There is a recliner, sometimes I listen to music then fall asleep when I sit on it. I really like to sit on the recliner when I watch movie. Do you like watching movie? I have a DVD player and some DVDs in my living room. I put the DVD player below the TV. Of course, I have sound system & speakers too.

There are four wall sconces, they make this room more beautiful at night. They are hanged on the wall. This room also has light bulbs on the ceiling of the room. There are two drapes, and two curtains that make this room more beautiful. There are two window valances, and two window blinds that cover this room.

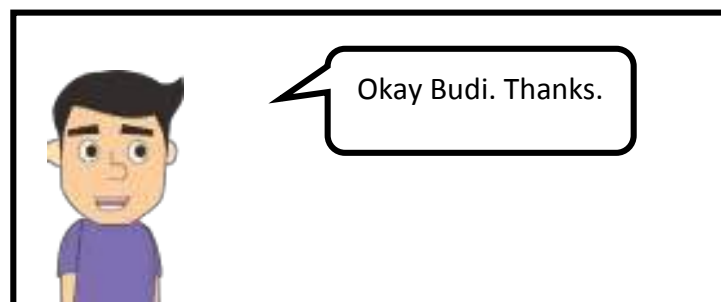
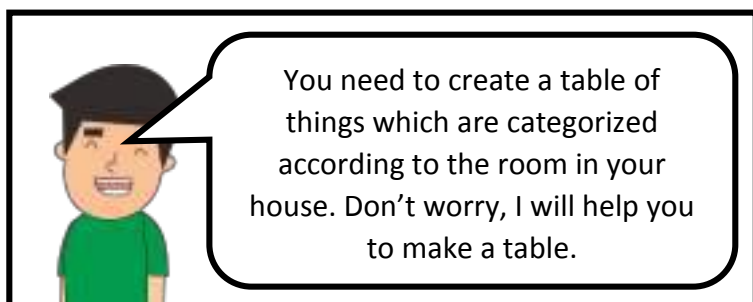
There is a telephone on the table. My mom is always angry when I use the telephone to call my friends too often. There is a fireplace that makes me always feel warm. It is on the left of the sofa. There are some paintings, and photos on the wall. There is a basket, I often play paper toss. It's fun. I put the basket near recliner.

Of course, every room in my house has a rug, there is a rug in my living room. It's very useful that keeps this floor always clean. Beside the rug, there is an in-carpet pad under the desk and chair, there is a computer monitor on the desk, I put a hard drive on the desk too. Sometimes the weather is very hot. That's why, I put a ceiling fan next to the desk, so I can focus more on my study. Oh, I almost forgot, there is a classic wall clock on the wall. It's fancy. So, those are all the things in my living room.

1. How many things can you find in the living room?
2. Is there any television in the living room? Where is it?
3. What is the thing under the desk and the chair?
4. Where is the ceiling fan?
5. Which one of the things that is used by Dino for playing paper toss?
6. Why does Dino put the ceiling fan next to the desk?
7. Is there any telephone in the living room? What is the telephone used for?
8. Where does Dino usually put his magazines after he read it?
9. What is the thing that makes you feel warm?
10. How many window valances are in the living room?
11. Does Dino have any book? How many books does he have?
12. Does Dino like to sit on the chair when he watches movie?
13. Where is the DVDs player put?
14. How many wall sconces are in the living room? What are they used for?
15. Why are rugs so important?
16. Is there any wall clock in the living room? How many is it?
17. Does Dino have sound system & speakers?
18. What is the thing on the desk beside computer monitor?
19. Is there any curtain in the living room? How many?
20. How many window blinds are in the living room?



CREATING



Task 117

Create a table of things which are categorized according to the room in your house!

No.	Living room	Bathroom	Kitchen	Bedroom	Dinning room	Garage
1	TV	Toilet	Refrigerator	Bed	Spoon	Bicycle
2						
3						
4						
5						
6						
7						
8						

After completing the table with the things in your house, tell me the numbers of each kind of things in your house. Then I also need to know where they are placed.



It's really hard to remember. I think I must go home to find it out.



You don't have to finish these worksheets right now. You can show me the result whenever you finish it.



Okay.



This is what you have to do. First, make written statements about the numbers of the things and their position in each room.



After you make written statements of them, practice to pronounce and spell them. If you can do them fluently, record and submit the audio to your teacher.



Task 118

Make written statements about the numbers of the things and their positions in each room!

A. The things in the living room

1. There is a television in the living room. It is next to the telephone.

2. _____

3. _____

4. _____

5. _____

7. _____

8. _____

B. The things in the dining room

1. There are four spoons in the dining room. They are on a table.

2. _____

3. _____

4. _____

5. _____

7. _____

8. _____

C. The things in the kitchen

1. There is a refrigerator in the dining room. It is below a clock.

2. _____

3. _____

4. _____

5. _____

7. _____

8. _____

D. The things in the bedroom.

1. There is a bed in the bedroom. It is in front of a cupboard.

2. _____

3. _____

4. _____

5. _____

7. _____

8. _____

E. The things in the garage

1. There is a bicycle in the garage. It is between a car and a motorcycle.

2. _____

3. _____

4. _____

5. _____

7. _____

8. _____

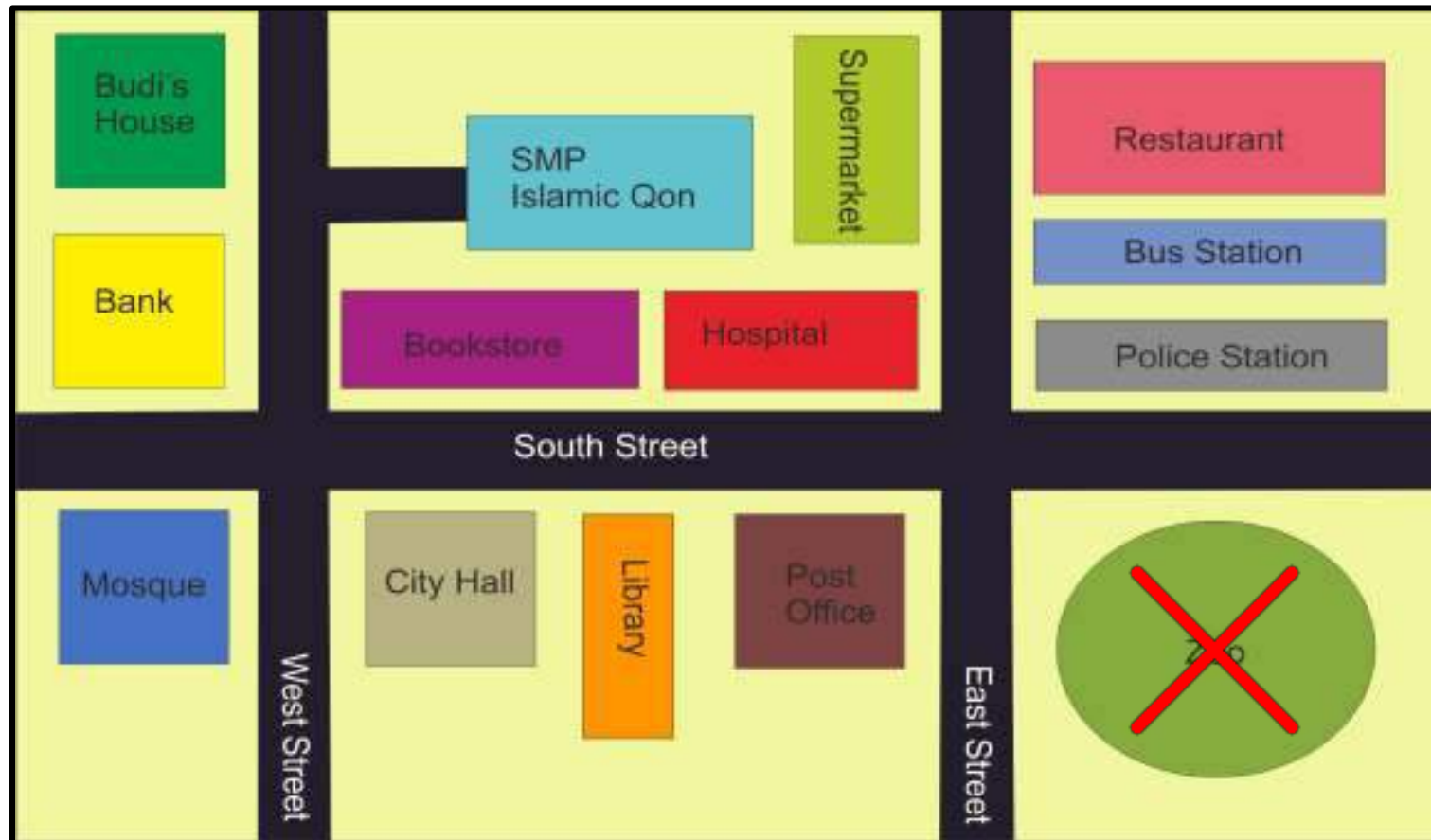
Task 119

Practice to pronounce and spell them. Then, record your voice and submit the audio to your teacher!

Alright, after finishing it. Let's practice to describe the location of public buildings.



Look at this map again. Explain where each building's position by writing it on your paper.



Task 120

Look at this map again. Explain where each building's position by writing it on your paper!

1. Budi's house.

Budi's house is next to the bank. It is near to the three-way junction.

2. Bank

3. Mosque

4. SMP Islamic Qon

5. Book store.

6. Hospital

7. Supermarket

8. City hall

9. Library

10. Post office

11. Restaurant

12. Bus station

13. Police station

After you write it. Say it orally in front of class. That's all the worksheets for you.

**Task 121**

Tell your classmates about the position of the buildings by performing it in front of class. Do it orally!

REINFORCEMENT

Put a tick (✓) in the right box according to how much you have learnt how to tell non-living things.



Okay Budi.



Task 122

Put a tick (✓) in the right box according to how much you have learnt the topic!

Aspects	Very Much	Much	Little
Telling Non-living things	<input type="checkbox"/>	<input type="checkbox"/>	<input type="checkbox"/>



Now make a summary of telling non-living things you have learnt.

Task 123

Make a summary of telling non-living things you have learnt!

1. In this topic I have learnt about:

2. I don't understand about:

3. What do you have to do to master topic you do not understand?

4. The summary of this unit is:

LIVING THINGS

Sunday morning. Budi and Tina are jogging together.



Tina, do you still want to go to the zoo?



Of course, I do. Why?



Edo will come to my house. He has learnt about non-living things and now he wants to learn about living things.



Today we are going to go to the zoo. I want to show him various animals in there.




I want to see them too, Budi. I like animals.




What is your favorite animal and why?



Obviously, mine is the zebra! I like zebras because they look like horses with a crazy fur pattern. Also, each zebra's stripes are unique. No two zebras have the same pattern of stripes, just like no two humans have the same fingerprints. Isn't that cool?




Source of text: <https://www.livescience.com/27443-zebras.html>

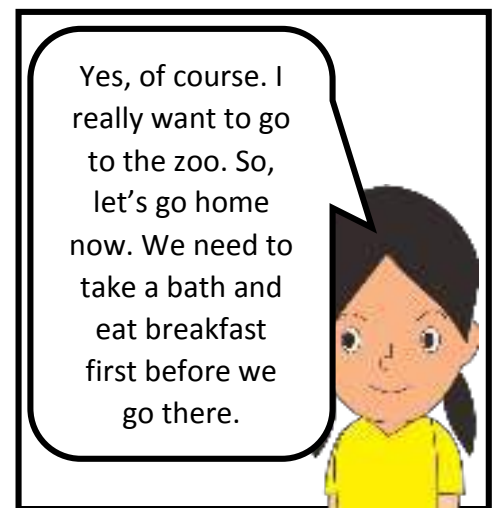







Yeah it is. Zebra is one of my favorite animals too.



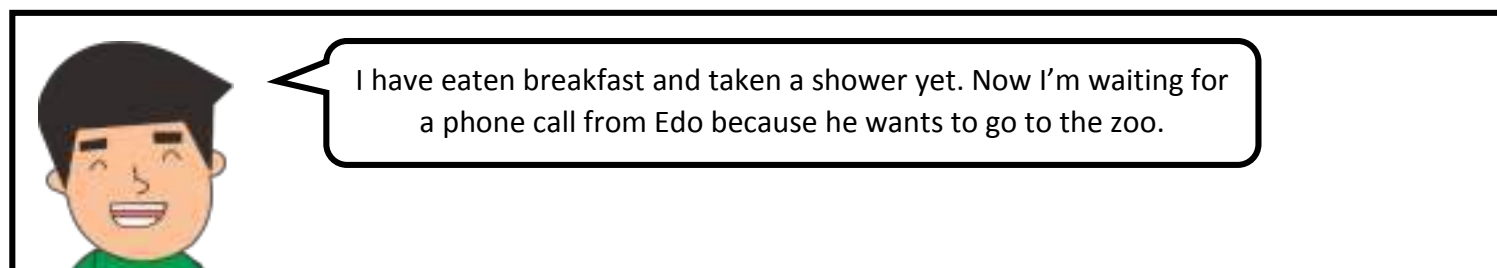

I love cats. They're soft. They're cute. They're fun to watch. It's fun to play with cats, too!







OBSERVING AND QUESTIONING



Have you ever gone to the zoo?
What's there to see at the zoo?
Plenty! you'll find hundreds of
amazing animals and spectacular
plant life.

Animal is one kind
of living things that
are lively and
active.

Beside animals, other examples
of living things are human
beings, plants and
microorganisms.

It's different with
non-living things
because non-
living things do
not exhibit any
characteristics of
life.

Source of text: <http://www.differencebetween.net/science/difference-between-living-and-non-living-things/>

Source of text:
<http://www.differencebetween.net/science/difference-between-living-and-non-living-things/>




Humans



Animals



Plants



Micro organisms

No	Living Things	Explanations
1	Human beings	A man, woman, or child of the species homo sapiens, distinguished from other animals by superior mental development, power of articulate speech, and upright stance.
2	Animals	A living organism that feeds on organic matter, typically having specialized sense organs and nervous system and able to respond rapidly to stimuli.
3	Plants	A living organism of the kind exemplified by trees, shrubs, herbs, grasses, ferns, and mosses, typically growing in a permanent site, absorbing water and inorganic substances through its roots.
4	Micro organism	A microscopic organism, especially a bacterium, virus, or fungus.

Source of text: 1. https://www.academia.edu/12166179/human_being 2. <https://en.oxforddictionaries.com/definition/animal> 3. <https://en.oxforddictionaries.com/definition/plant> 3. <https://en.oxforddictionaries.com/definition/microorganism>

You can see that there are four kinds of living things.



But we will only focus on animals.






We see different kinds of animals around us. Some animals are big while some are small.


Source of text: <https://www.first-learn.com/animals-around-us.html>

They breathe, eat food, grow in size, move from one place to another in search of food and home and reproduce by either laying eggs or by giving birth to young ones.




Source of text: <https://www.first-learn.com/animals-around-us.html>

They are made up of cells; exhibit characteristics of life, like growth, movement, reproduction, response to stimuli; they evolve, and require energy for daily activities.




Source of text: <http://www.differencebetween.net/science/difference-between-living-and-non-living-things/>

Animals are given scientific names so that people all around the world can communicate about animals.

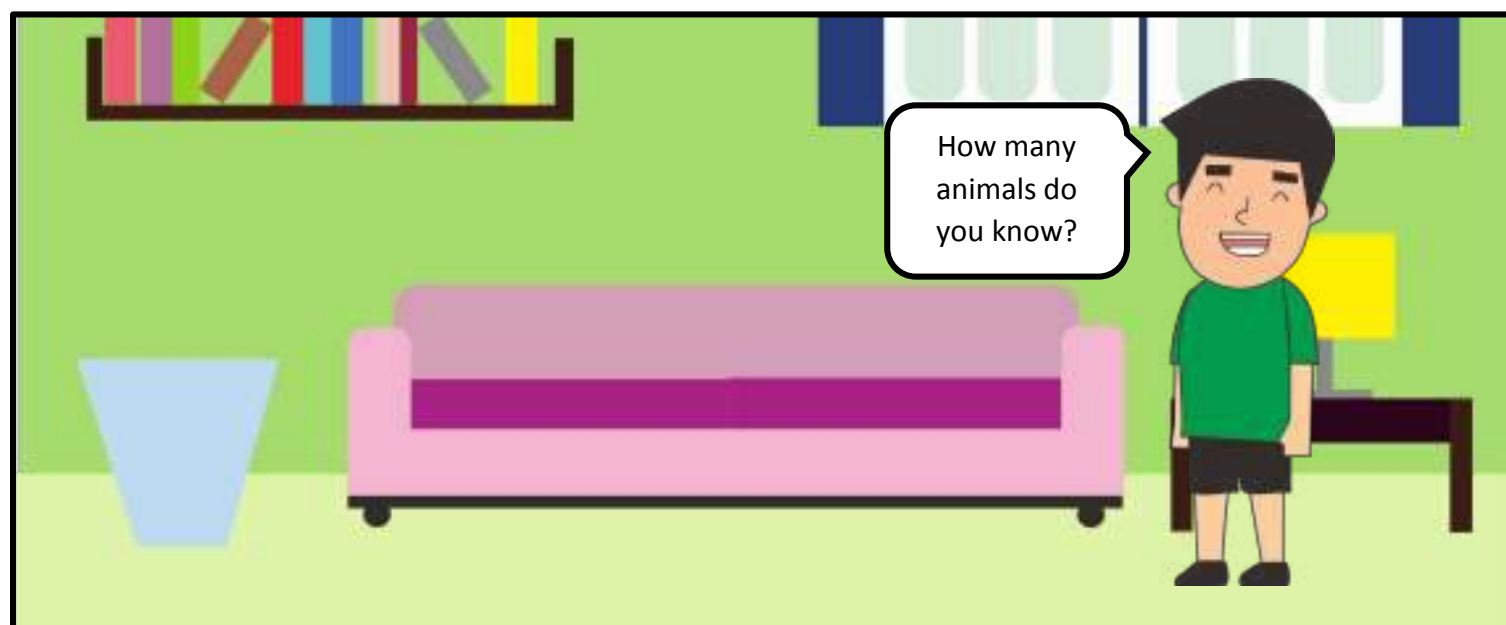


Source of text: <https://a-z-animals.com/reference/animal-classification/>





Animals have different shapes, size and nature. Animals are very useful to us.

Source of text: <https://www.first-learn.com/animals-around-us.html>

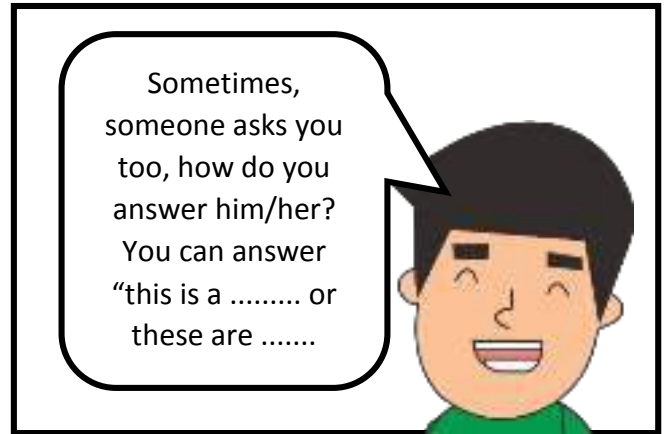
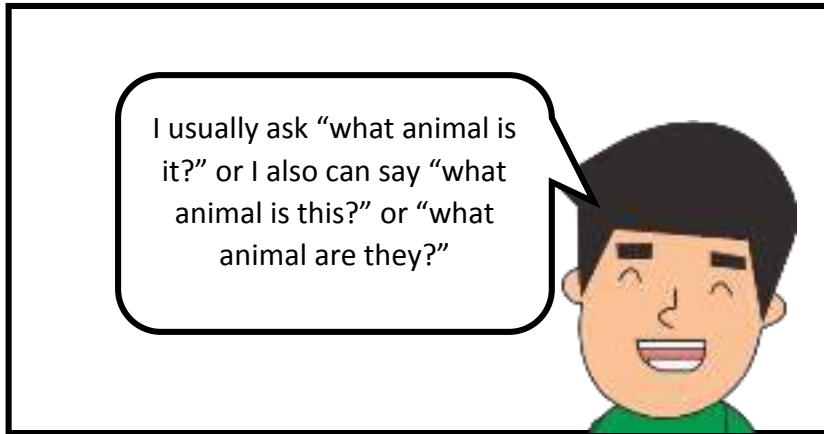
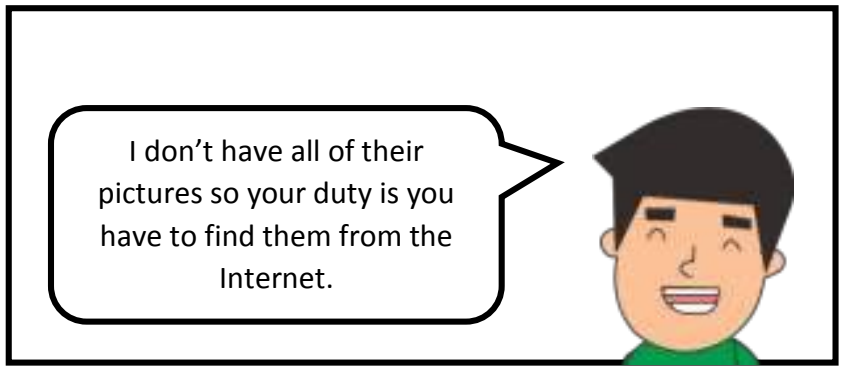



How many animals do you know?

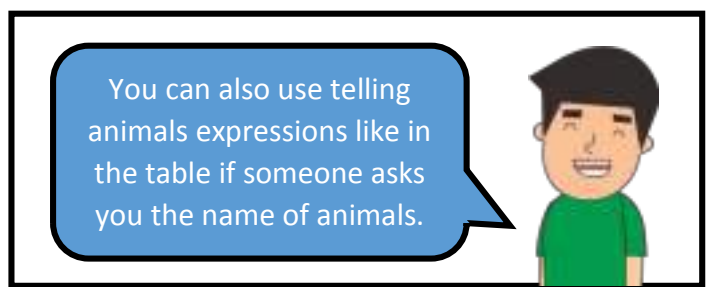
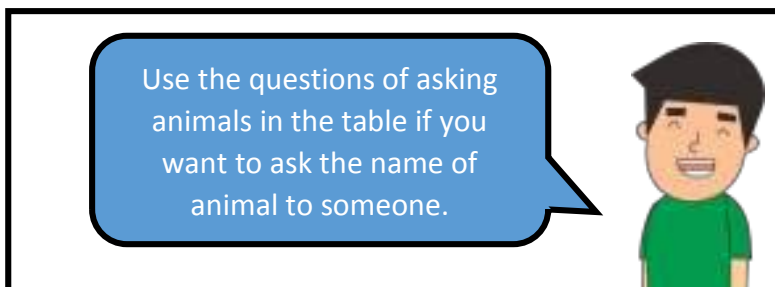


No	Animal Classifications	Animal Descriptions	Examples
1.	Pet Animals	These animals are kept for fun. The animals which can be kept inside the homes are called pet animals.	Some people have cat, parrot or dog in their homes.
2.	Domestic Animals	Some animals are kept on farm. They give us many useful things. They are called domestic animals.	Goat, cow, buffalo, ox, donkey etc., are domestic animals
3.	Wild Animals	Some animals wander freely in jungles. They are called wild animals, they cannot be tamed.	Tiger, lion, fox, deer, bear etc., are wild animals. You can see some wild animals in zoo. Wild animals are fearful and dangerous. Lion is called 'The king of Forest'
4.	Milch Animal	The animals which give us milk are called milch animals.	Cow, buffalo, and goat are milk giving animals. Milk gives us energy. Children love to drink milk daily.
5.	Mammals	Mammals give birth to their babies and feed them with their own milk. Bat is a flying mammal. Whale is a mammal that lives in water.	The animals like elephant, monkey, deer, bear, horse, goat, cow, human being, etc. are called mammals.
6.	Amphibian	The animals that can live both in water and on land are called amphibians.	Tortoise, frog, crocodile, etc. are amphibians.
7.	Birds	Birds are the animals that can fly. Their wings help them to fly. They have two legs and two wings. They have feathers and a tail. They have a beak. They generally live in trees.	Sparrow, owl, crow, pigeon, partridge, kiwi, etc. are birds. Most birds can fly. Some birds can swim in water.
8.	Reptiles	The animals that crawl along with the ground are called reptiles.	Lizard, chameleon, snake and tortoise are reptiles.
	Rodents	Small animal with sharp teeth like rat and rabbit are called rodents.	Rat and rabbit.
9.	Insect	Insects are small animals. We see insects all around us. Their body is divided into three parts. They have six legs. Most insects have wings. Wings help them to fly.	honey-bee, ants, bug, butterfly, grasshopper, house-fly and cockroach are some insects.

Source of text: <https://www.first-learn.com/animals-around-us.html>



No	Asking Animals	Telling Animals
1.	What animal is it?	It's a cat.
2.	What animal is this?	This is a cat.
3.	What animals are they?	They are cats.
4.	How many are they?	There are many cats.
5.	How many cats do you have?	I have two cats / I have one cat.
6.	What animals are these?	These are cats.
7.	What animals are those?	Those are cats.
8.	Which one is the cat?	This one/that one.
9.	Is it a cat?	Yes, is it/ no, it is not.
10.	Where is the cat?	It's behind the sofa.



Now, listen to the audio and repeat after it. Practice and do a drill until you can spell and pronounce them fluently.



It's easy right? Do you meet any difficulty in comprehending my explanation?



If you are still confusing, write down the things that make you confuse, and make questions you want to know more about the topic.

Task 124

Write down what make you confuse and make questions you want to know more about the topic!

I still do not understand about:

1.

2.

3.

I want to know more about:

1.

2.

3.

LOOKING FOR INFORMATION

8 o'clock on the morning...

Knock

Knock

Knock


Who's
that? Come
in please.

Hi Budi.
Good
morning.

Hi Edo. How are you doing?



Before we go to the zoo, I want to introduce you to my friend first.



Good. So, what is your plan?



Okay, where is your friend?



She is still at her house. Let's go to her house I will introduce you to her.




Okay Budi.




Budi and Edo are in front of Tina's house.



Audio
109




Excuse
me...



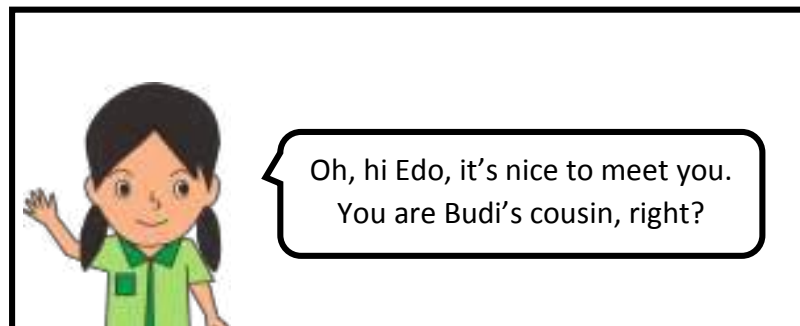
Budi?




Please come in
Budi. I have
been waiting
for you.



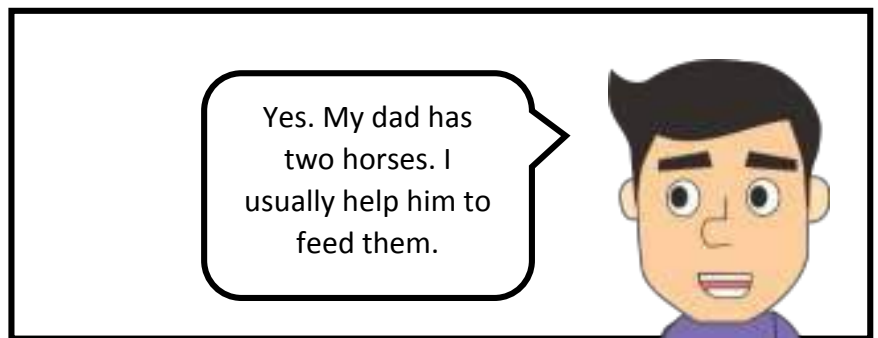
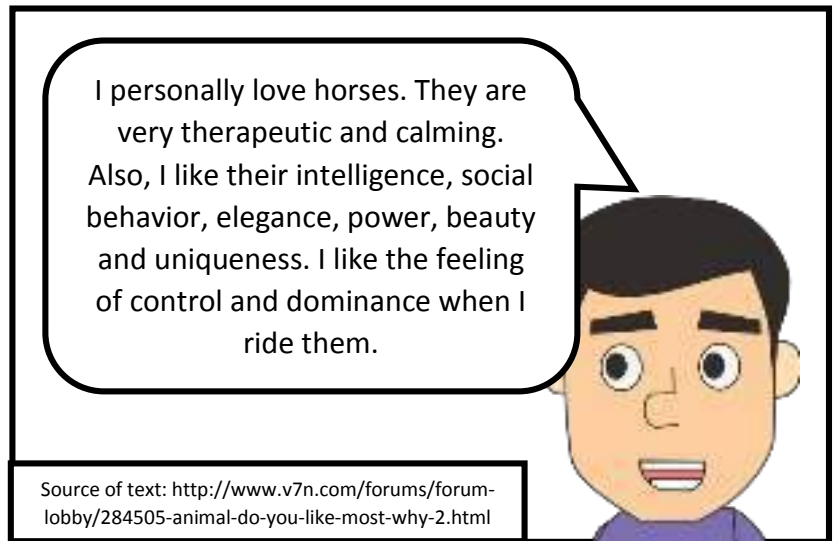


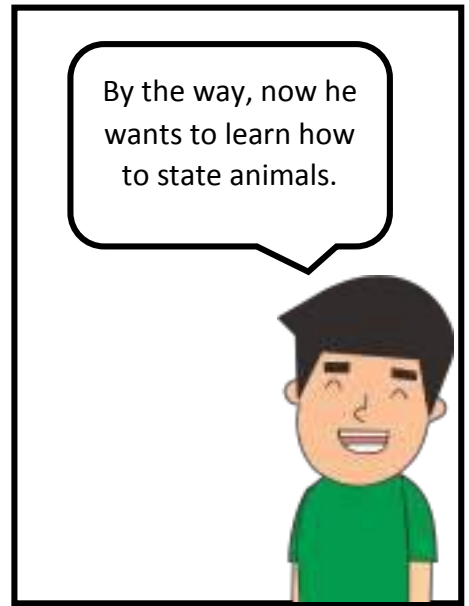


Thank you.
Tina, this is
Edo.




Oh, hi Edo, it's nice to meet you.
You are Budi's cousin, right?



It's nice to meet
you too.





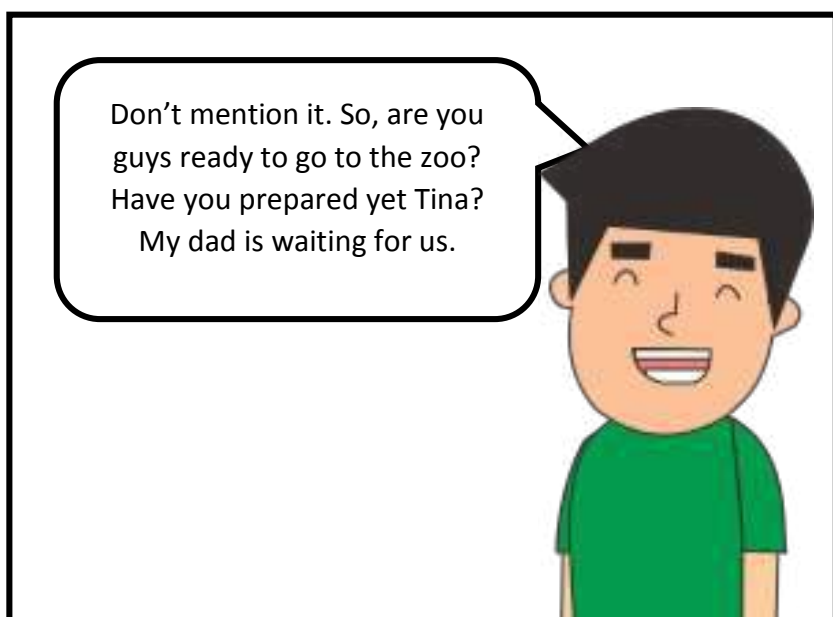


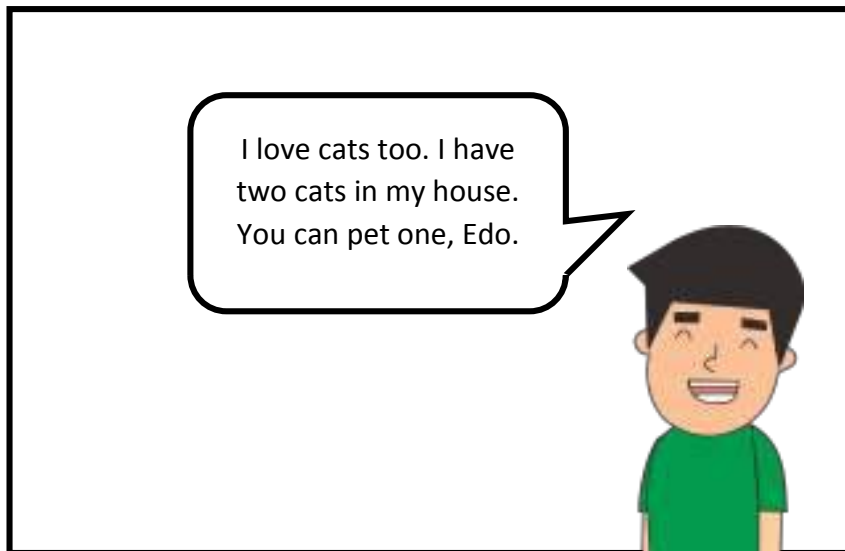

I ever watched horses on TV. They are large, strong animals, and some breeds are used to pull heavy loads.



Yeah you are right. What about you? what is your favorite animal?

Source of text: <https://simple.wikipedia.org/wiki/Horse>


I love zebra and cat. Zebras look like horses with crazy fur patterns. Also, each zebras' stripes are unique. Cats, They're soft. They're cute. They're fun to watch. It's fun to play with cats, too!

This is my cat. I named him Tom.

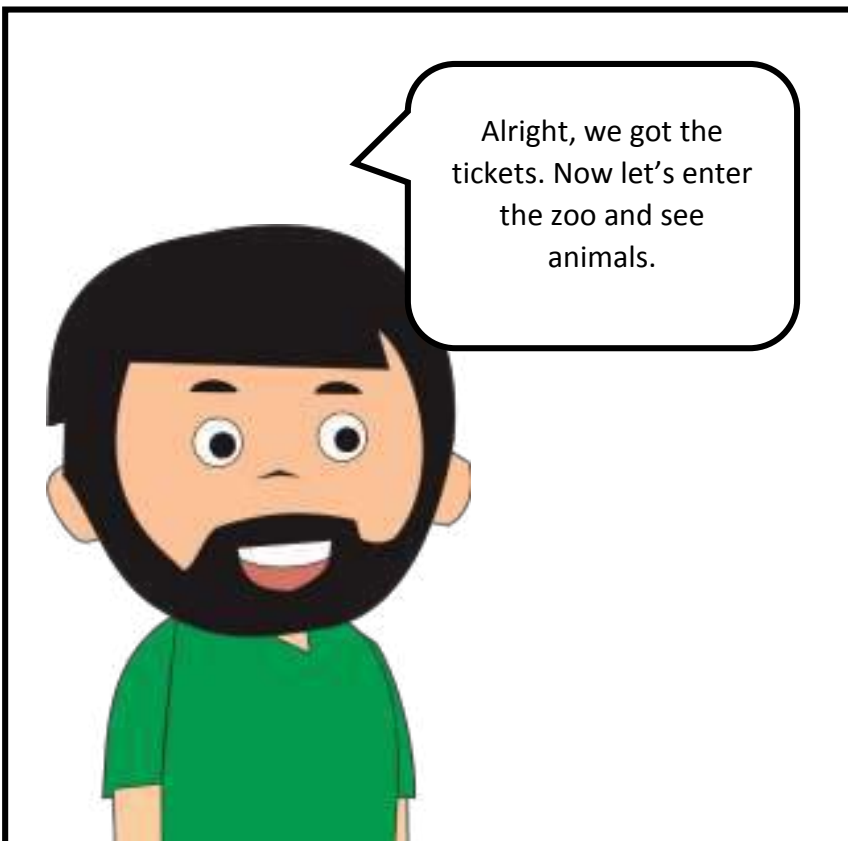





They have arrived at the zoo. Edo seems so happy when he sees colorful birds.


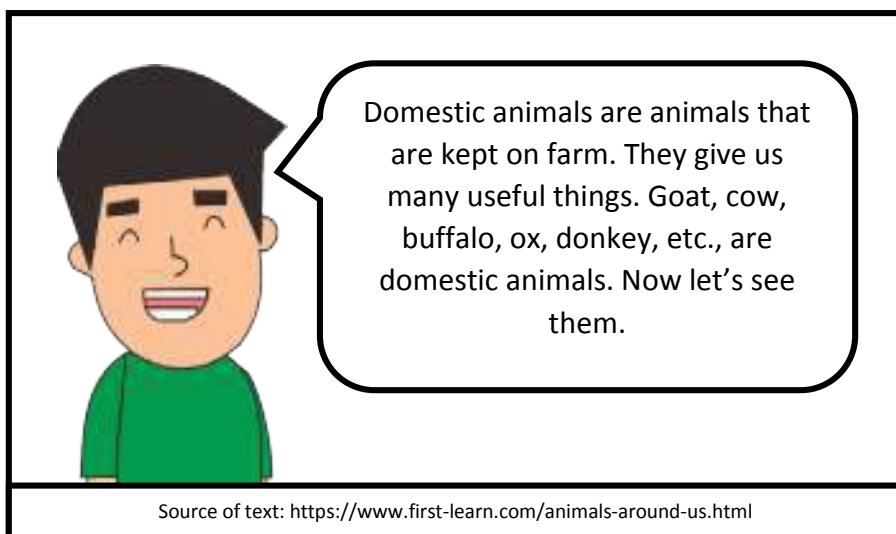







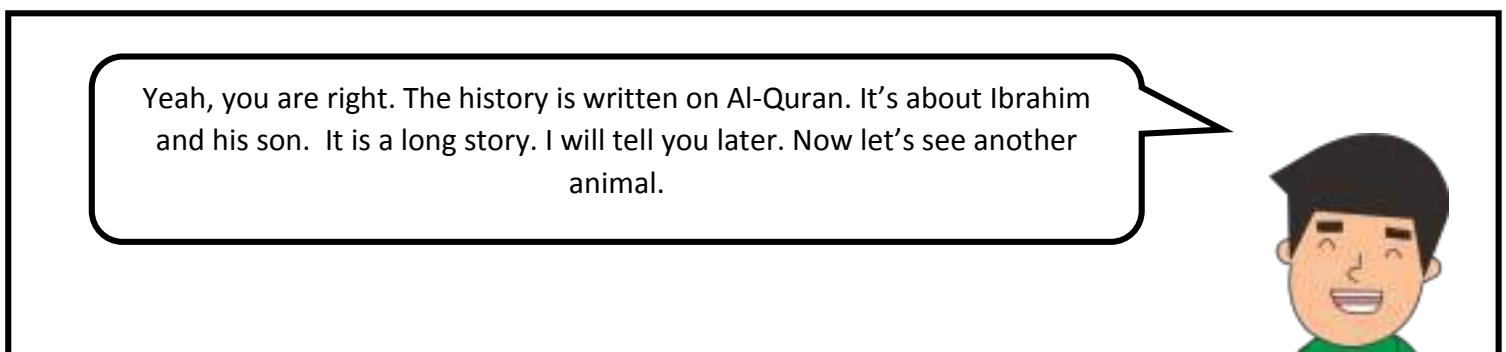
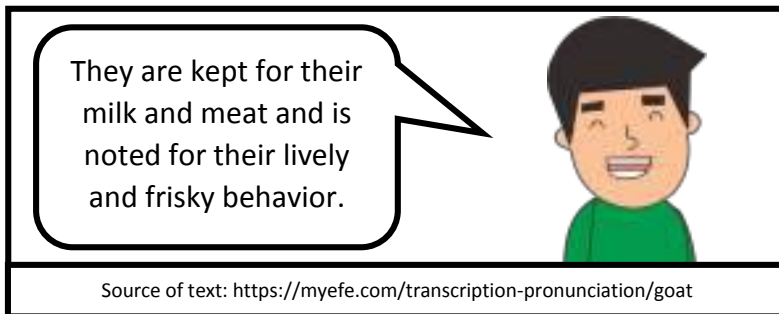
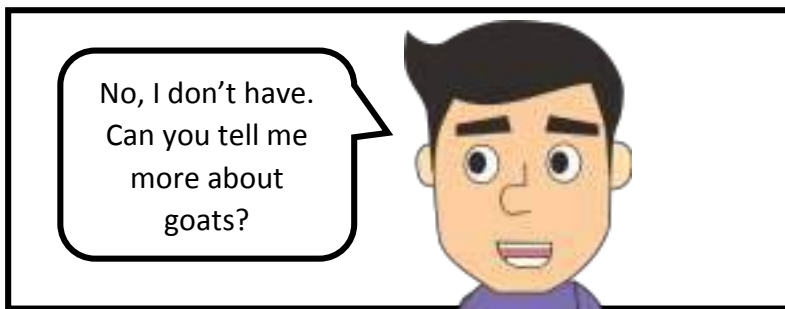
Alright, we got the tickets. Now let's enter the zoo and see animals.







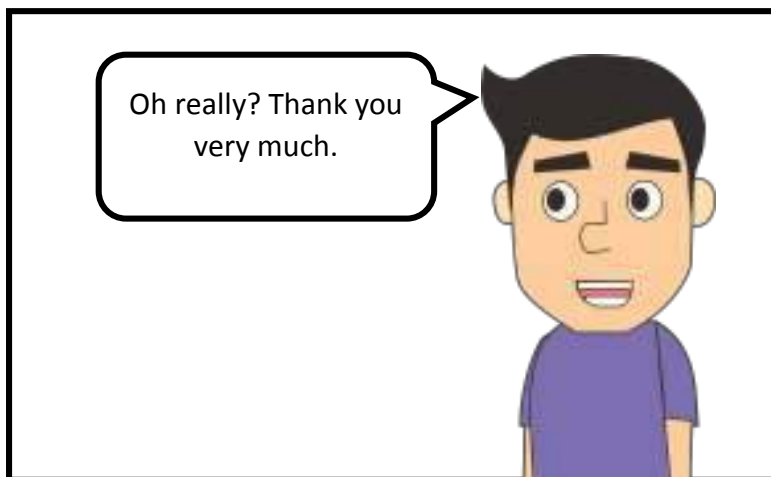


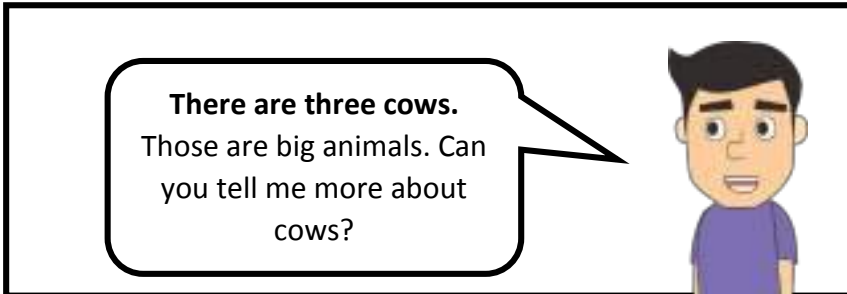

Okay, let's go.

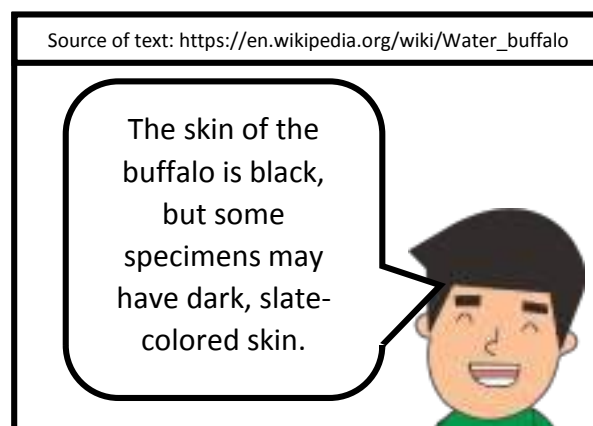
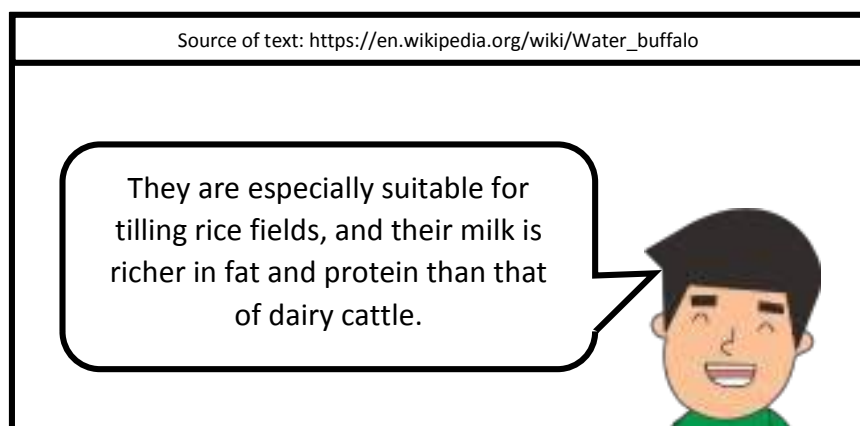
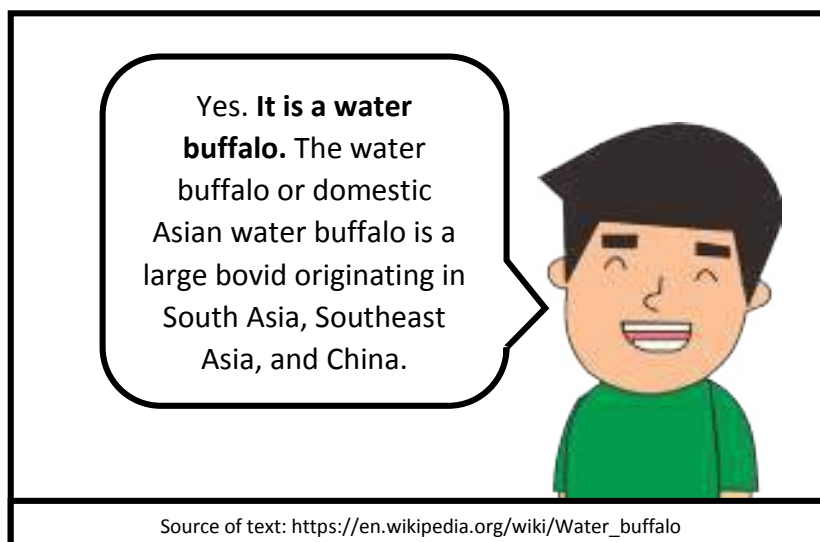




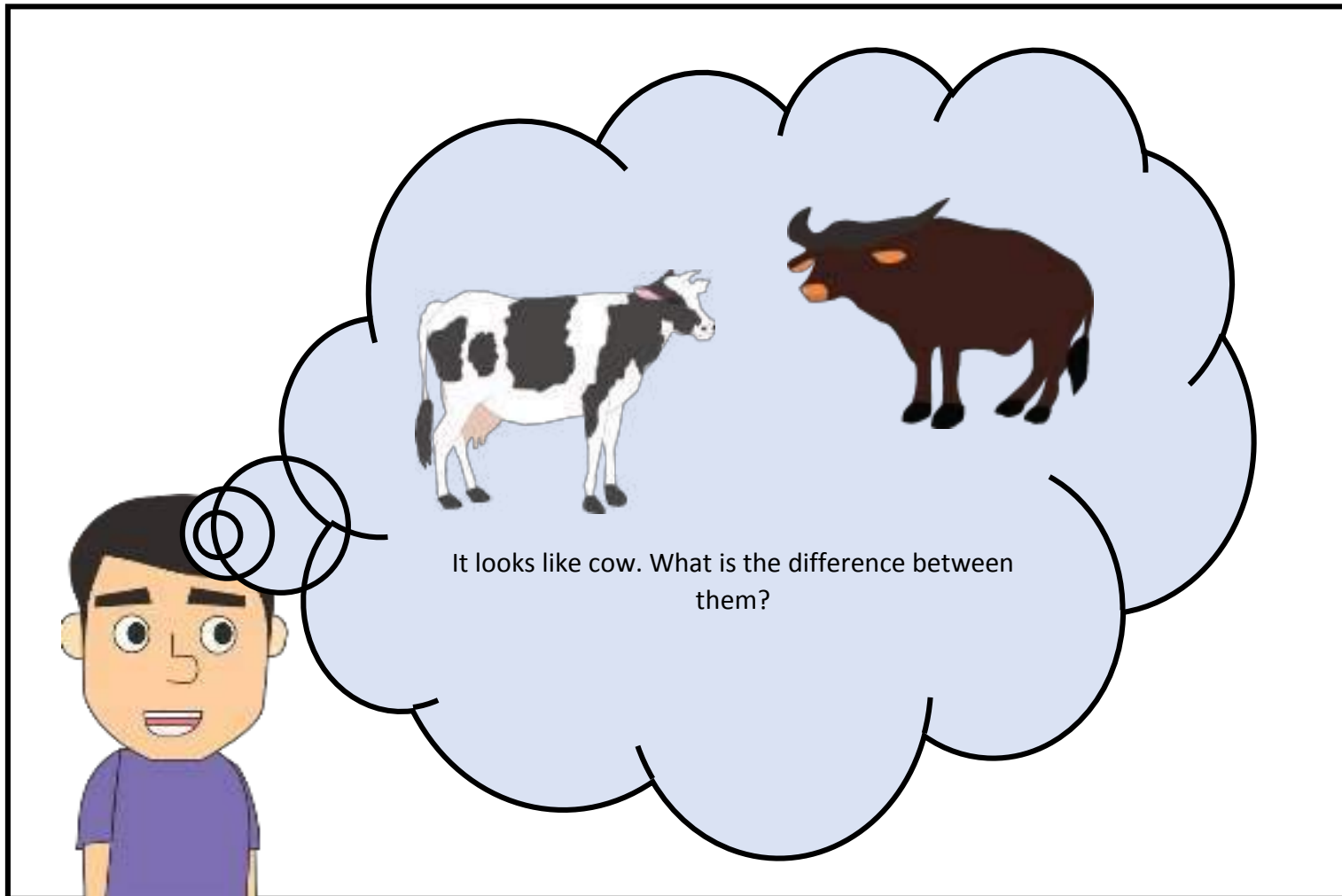














Cows are fertile and are called for the females who have delivered at least one calf. Cows are reproductive female cattle. Usually, they are smaller in size and show less aggression compared to others of the population. Cows do not have prominent horns, but sometimes they may have small and blunt horns.

Source of text: <https://www.differencebetween.com/difference-between-cow-and-vs-buffalo/>


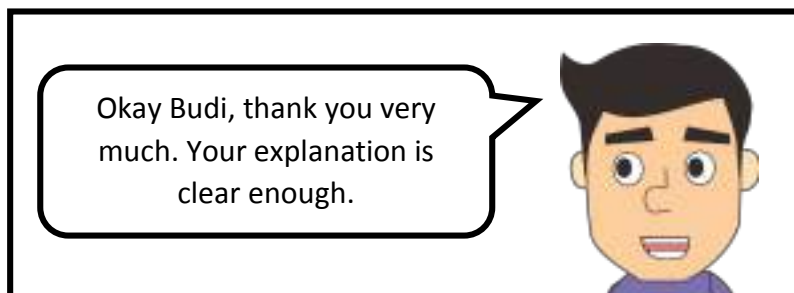
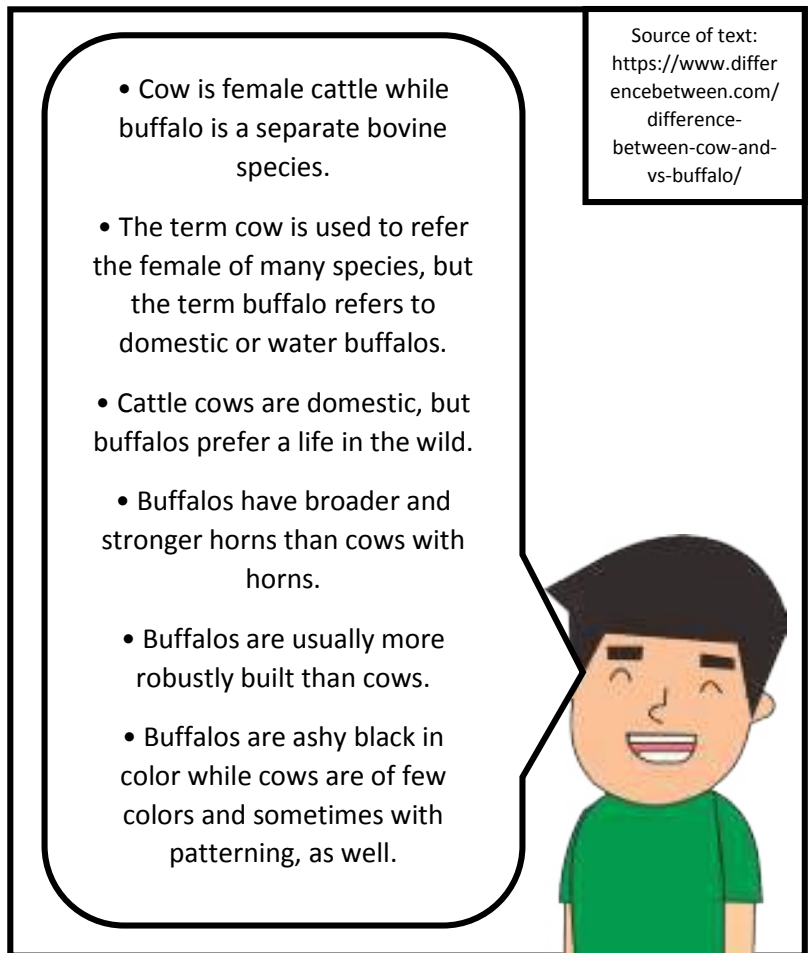

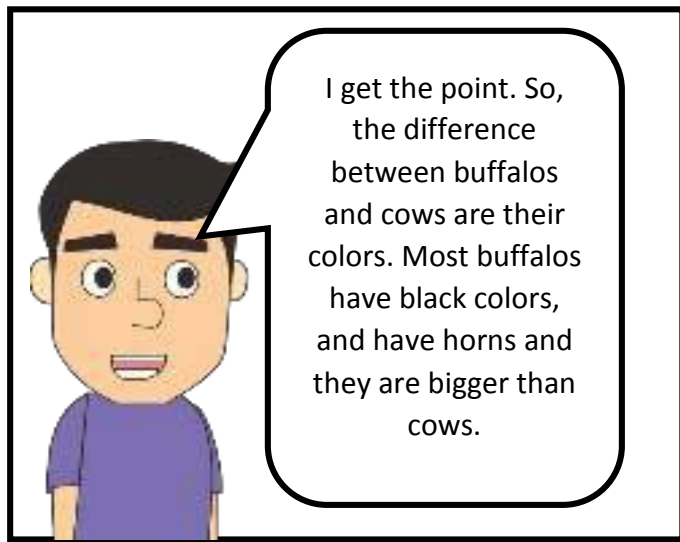


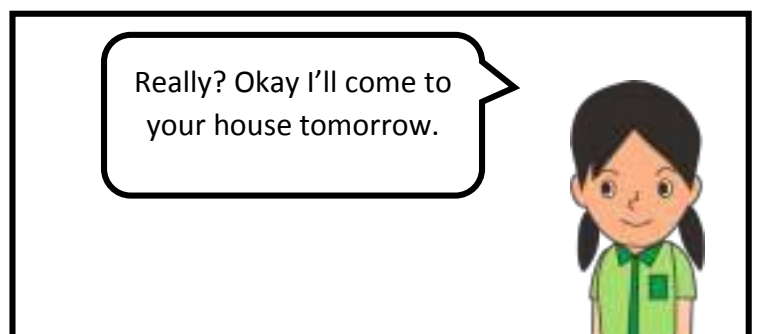



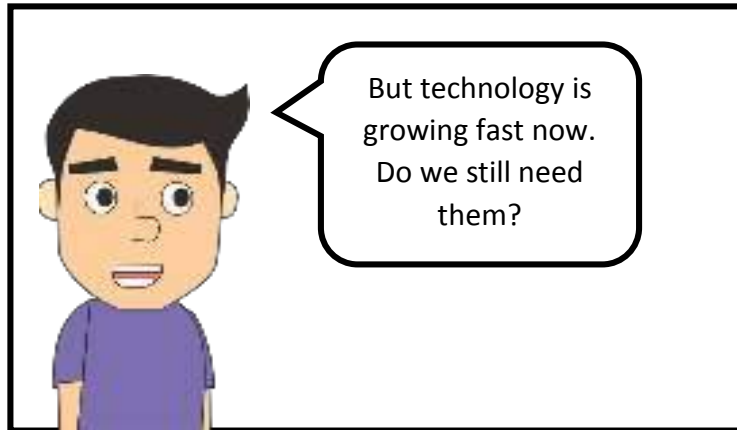
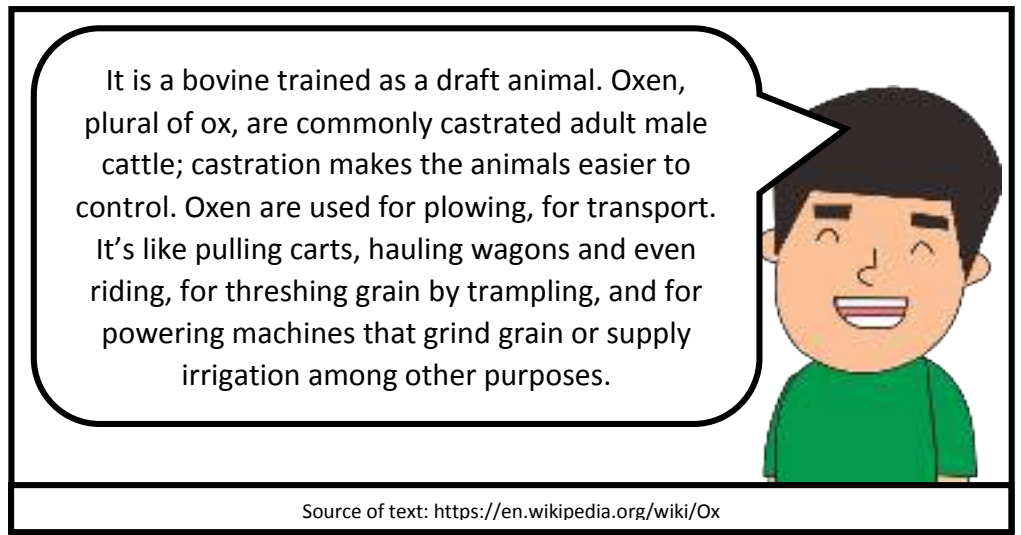

Okay, what about buffalo?


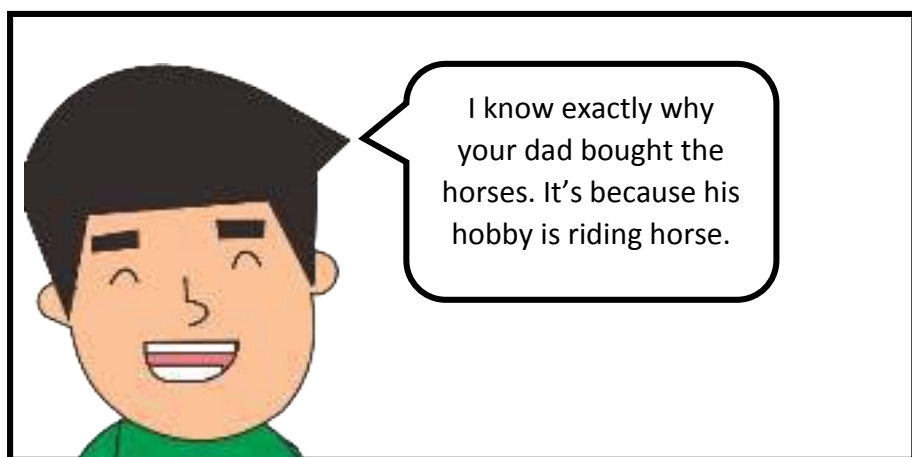
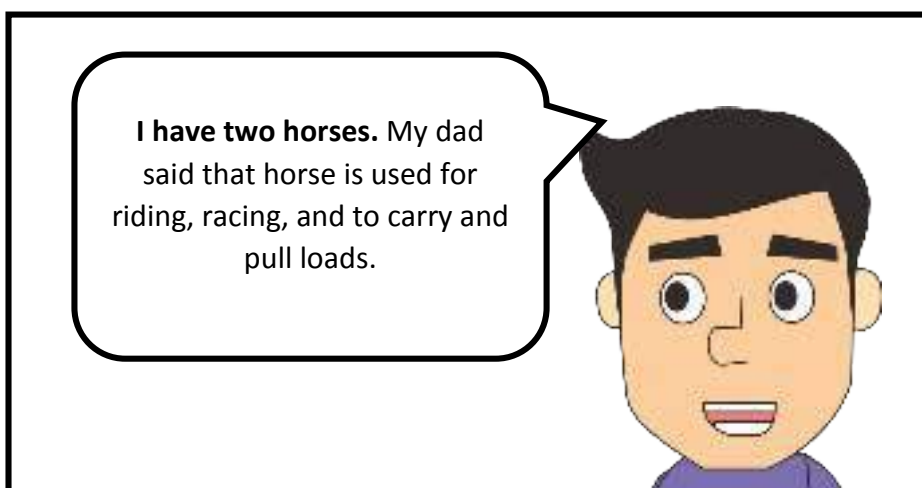

Source of text: <https://www.differencebetween.com/difference-between-cow-and-vs-buffalo/>

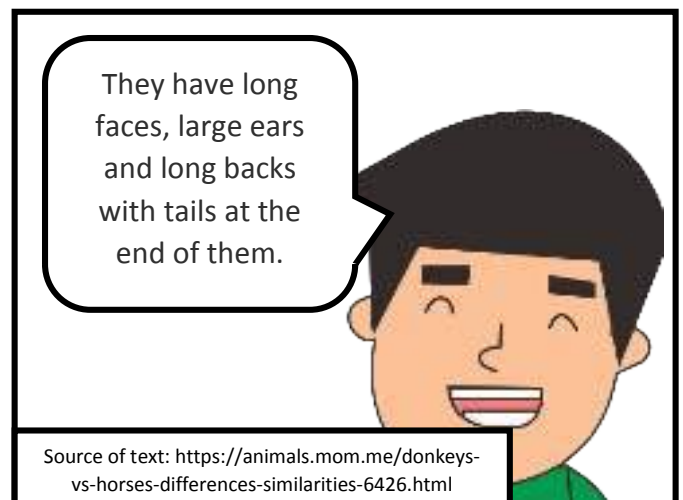
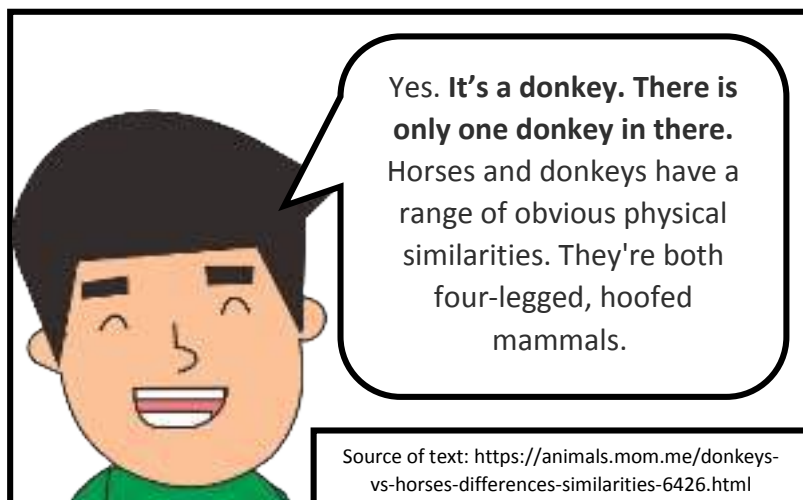


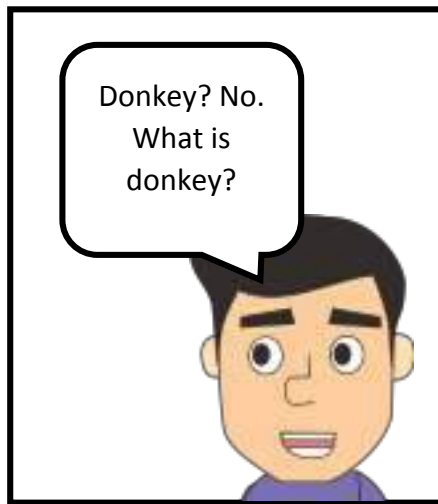



Buffalo is an important member among the bovines with a black color cattle-like appearance. Usually, the term buffalo refers to the domestic buffalo or the water buffalo, despite there are few other referred species including Cape buffalo and Eurasian buffalo. Usually, all types are black in color and larger in physique compared to other cattle species. Usually, most of the buffalos have horns, but shapes and sizes vary according to the species.












Their eyes and ears are positioned in similar locations and they both have manes running along the tops of their necks.


Source of text: <https://animals.mom.me/donkeys-vs-horses-differences-similarities-6426.html>



Oh. I thought it's a horse too.




What is the difference between horse and donkey?




Donkeys have visibly longer ears, while horses tend to have longer faces. The hair making up donkeys' manes and tails is stiff and bristly, whereas horses' manes and tails have softer and more flowing hair.

Source of text: <https://animals.mom.me/donkeys-vs-horses-differences-similarities-6426.html>



Donkeys have smaller hoofs than horses of a comparable size, and the frogs of the hooves are set in a more caudal position.

Source of text: <https://animals.mom.me/donkeys-vs-horses-differences-similarities-6426.html>



Donkeys' backs are flatter than horses' and more often than not cannot hold a saddle.

Source of text: <https://animals.mom.me/donkeys-vs-horses-differences-similarities-6426.html>



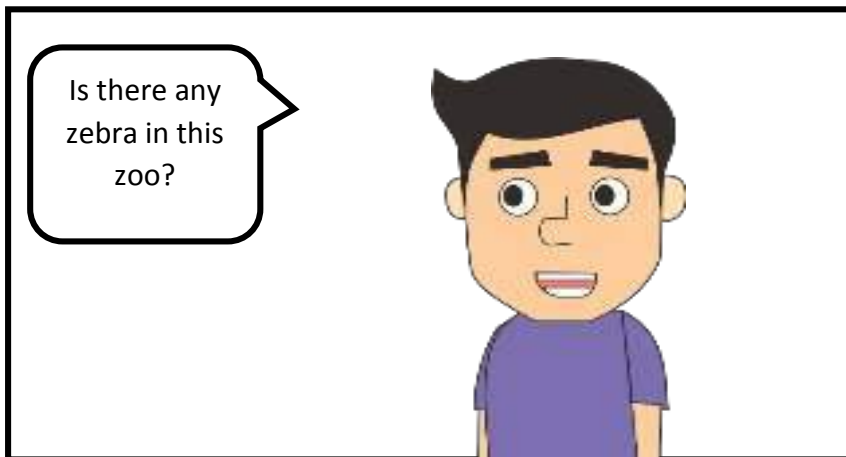
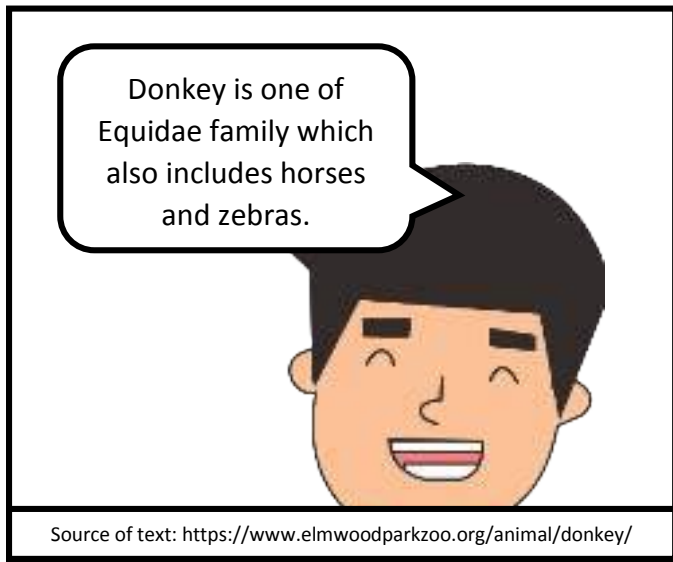



Can I ride a donkey?




Yes, you can. But commonly people used donkeys as working animals where they are used principally as draught or pack animals.

Source of text: <https://en.wikipedia.org/wiki/Donkey>






There is **only one Zebra** in there. It's similar with horse but it has beautiful stripes.




This zoo is not really big. But you still can find various animals in here.




Zebras are quite similar to horses in many ways, but they do have certain physical and behavioral characteristics that are quite different.

Source of text:
<https://www.quora.com/What-is-difference-between-a-horse-and-a-zebra>




The most obvious difference would be coloration. While horses have a lot of variation in coloration, zebras are always striped black and white.

Source of text: <https://www.quora.com/What-is-difference-between-a-horse-and-a-zebra>




Their stripes are used to confuse predators, but it only works if **EVERY** zebra is striped similarly.

Source of text: <https://www.quora.com/What-is-difference-between-a-horse-and-a-zebra>




Horses tend to have longer legs. A horse's legs tend to be longer than their body is tall, while a zebra's legs are about equal. This means that zebras are slower than the average horse.

Source of text: <https://www.quora.com/What-is-difference-between-a-horse-and-a-zebra>




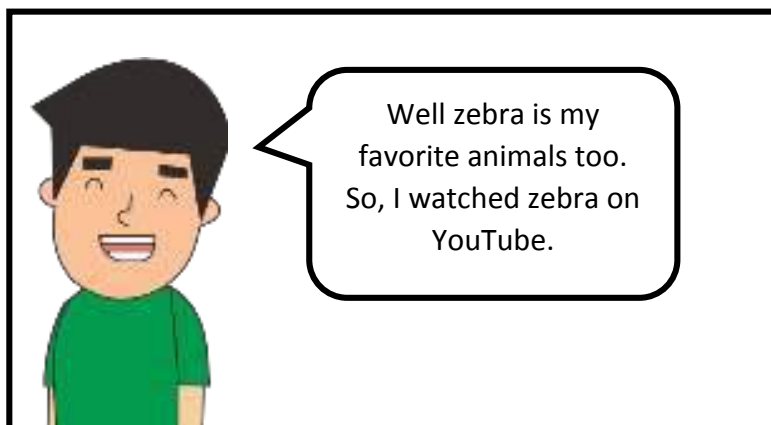
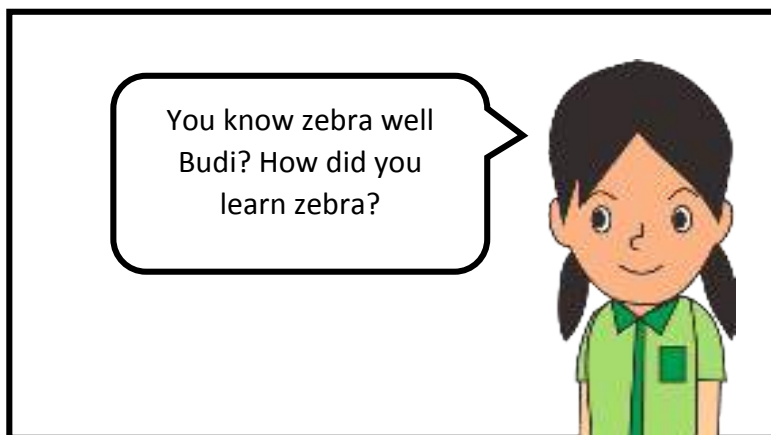
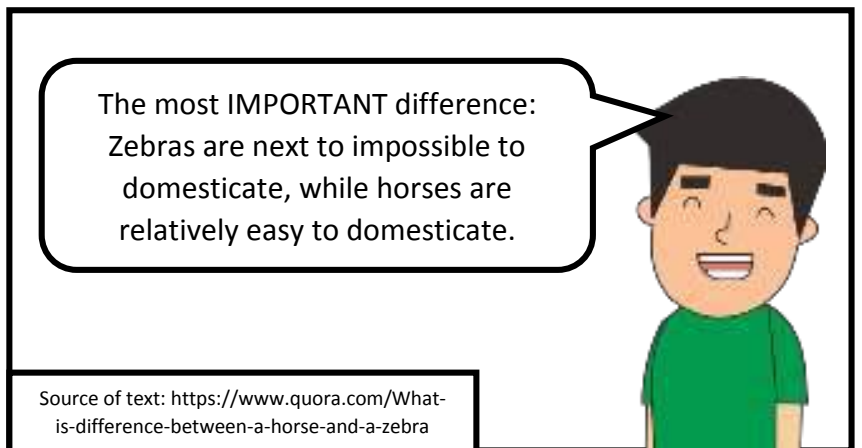

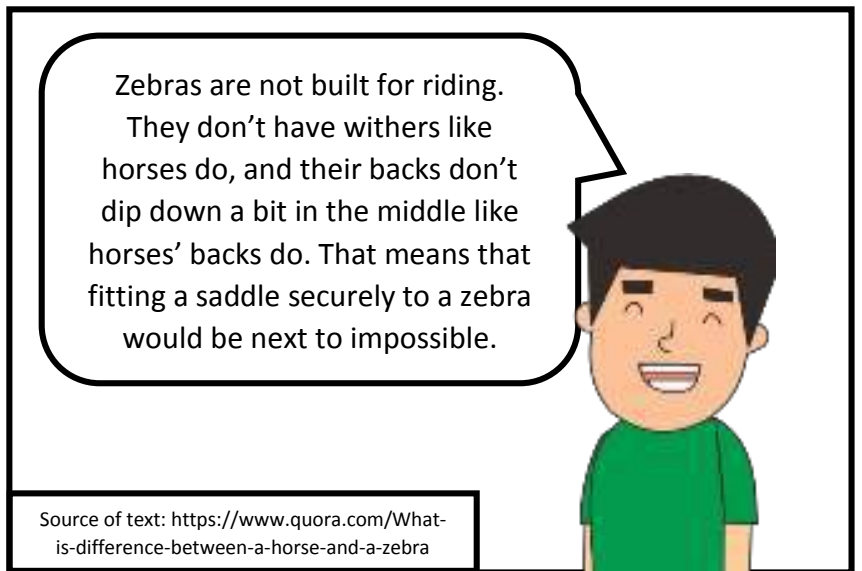
Zebras' hooves tend to be smaller in size and harder than horses' hooves.




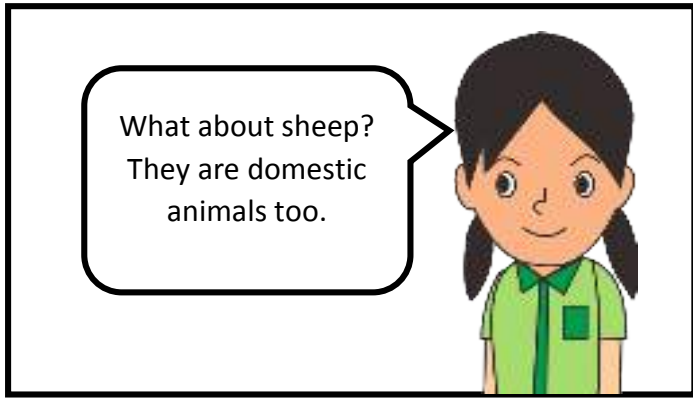
Source of text: <https://www.quora.com/What-is-difference-between-a-horse-and-a-zebra>



The mane and tail of a zebra tend to be much closer to donkeys than horses. The hair in the mane is stiffer, and doesn't grow as long as a horse's hair. The tail is tufted at the end instead of having long hair growing from the base of the tail all the way down (like a horse's).

Source of text: <https://www.quora.com/What-is-difference-between-a-horse-and-a-zebra>







It is a domesticated ruminant animal with a thick woolly coat and curving horns. It is kept in flocks for its wool or meat, and is proverbial for its tendency to follow others in the flock.

Source of text: <https://en.oxforddictionaries.com/definition/sheep>



Oh wow.
They are cute.



Yes, they are. So, what do you think about them?



They look like goats. Don't they? What is the difference between them?



Yes, they do! Goat is a hardy domesticated ruminant animal that has backward curving horns and a beard. It is kept for its milk and meat and is noted for its lively and frisky behavior.

Source of text: <https://booru.fandom.com/wiki/Goat>

Although they resemble each other's, sheep and goats are two different species of animals, the same way horses and donkeys are.



Source of text: <https://www.quora.com/What-is-the-difference-between-a-goat-and-a-sheep>

Often GOATS are somewhat smaller and livelier and more independent than sheep. You will generally need a lot of better fences with goats than you do with sheep.




Source of text: <https://www.quora.com/What-is-the-difference-between-a-goat-and-a-sheep>


Both can have horns but usually sheep have wool whereas goats have hair. Most SHEEP have wool but there are many sheep breeds that resemble goats in that they are smaller and harder, and there are also hair sheep, without wool.




Source of text: <https://www.quora.com/What-is-the-difference-between-a-goat-and-a-sheep>



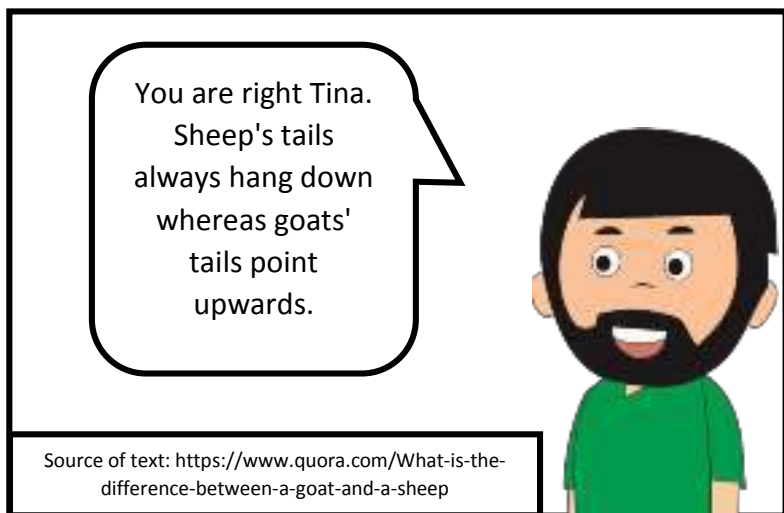
Oh, I see.



Don't you notice that goats' tails point upwards?



Both sheep and goats are bred for meat, milk and to keep green areas clean, and sheep can also be bred for wool, of course.




You are right Tina. Sheep's tails always hang down whereas goats' tails point upwards.

Source of text: <https://www.quora.com/What-is-the-difference-between-a-goat-and-a-sheep>


Source of text: <https://www.quora.com/What-is-the-difference-between-a-goat-and-a-sheep>



Do you get it Edo?



Yeah.



What is camel?



By the way, have you ever heard about camel?



Camels are mammals with long legs, a big-lipped snout and a humped back. Beside raising Horses, cows, and goats, human also raise camels because they have a lot of benefits. For example, humans have used camels as a transportation.

Source of text: <https://www.livescience.com/27503-camels.html>



Now, let's see camels.



There are two types of camels: dromedary camels, which have one hump, and Bactrian camels, which have two humps.



Source of text: <https://www.livescience.com/27503-camels.html>

So, this one is dromedary camel.





Domestic camels are often the main source of meat, milk and even leather or wool products.

Source of text: <https://www.livescience.com/27503-camels.html>



When there is little food and water, the camel's hump fat releases water.

Source of text: <https://www.livescience.com/27503-camels.html>



Where do camels usually live?



According to research by the University of Singapore. Camels can survive up to six months without food or water.

Source of text: <https://www.livescience.com/27503-camels.html>



The dromedary camel, also called an Arabian camel, can be found in North Africa and the Middle East. The Bactrian camel lives in Central Asia.

Source of text: <https://www.livescience.com/27503-camels.html>

No matter the type, camels are usually found in the desert, prairie or steppe.

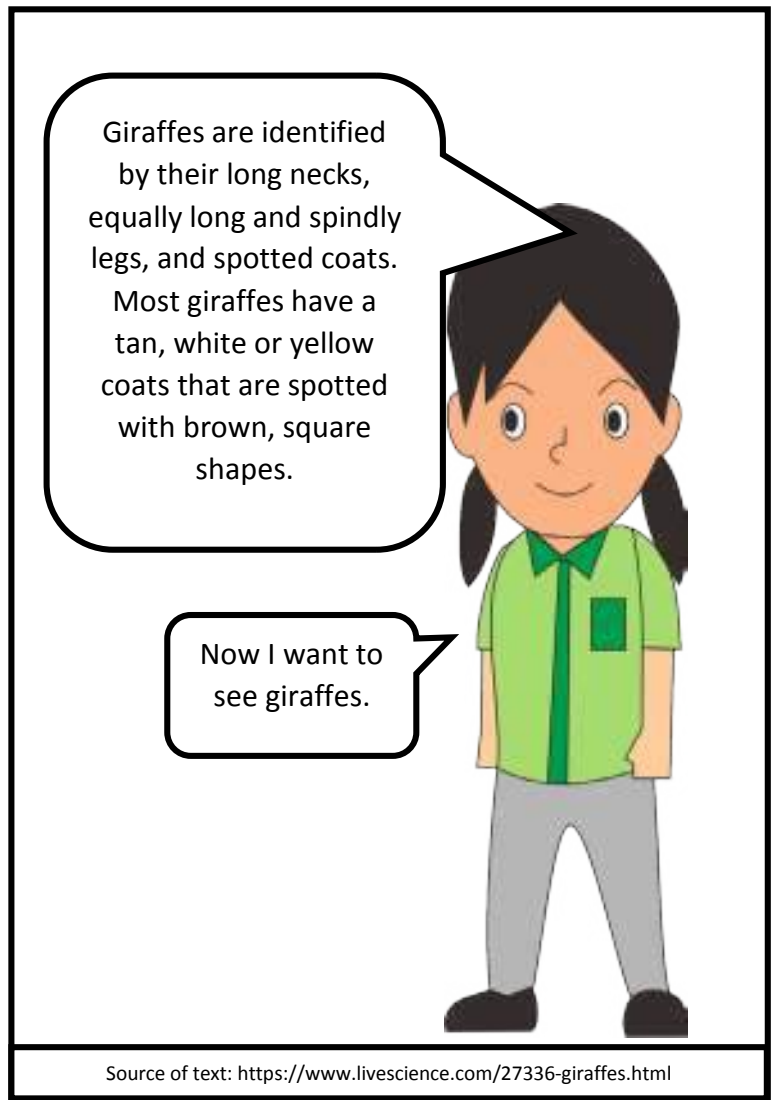
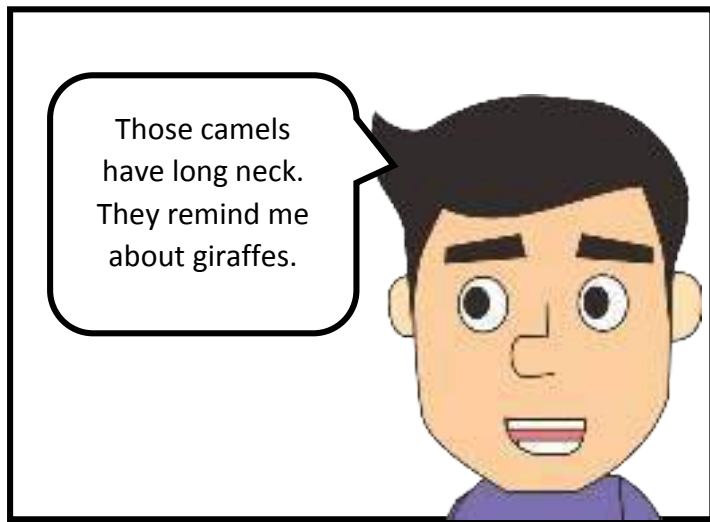


Source of text: <https://www.livescience.com/27503-camels.html>

Camels like to stay together in groups called herds. Camels are very social and like to greet each other by blowing in each other's faces.



Source of text: <https://www.livescience.com/27503-camels.html>





Yes, it is. Giraffes use their height to good advantage and browse on leaves and buds in treetops that few other animals can reach.

Source of text:

<https://www.nationalgeographic.com/animals/mammals/g/giraffe/>



Even the giraffe's tongue is long! The 21-inch tongue helps them pluck tasty morsels from branches.

Source of text: <https://www.nationalgeographic.com/animals/mammals/g/giraffe/>



A giraffe eats hundreds of pounds of leaves each week and must travel miles to find enough food.

Source of text:

<https://www.nationalgeographic.com/animals/mammals/g/giraffe/>




The giraffe's height also helps it to keep a sharp lookout for predators across the wide expanse of the African savanna.

Source of text:

<https://www.nationalgeographic.com/animals/mammals/g/giraffe/>

The giraffe's stature can be a disadvantage as well—it is difficult and dangerous for a giraffe to drink at a water hole.




Source of text:
<https://www.nationalgeographic.com/animals/mammals/g/giraffe/>

How do they drink at a water hole then?



They must spread their legs and bend down. Giraffes only need to drink once every several days.



Source of text:
<https://www.nationalgeographic.com/animals/mammals/g/giraffe/>

They get most of their water from the luscious plants they eat.




Source of text:

<https://www.nationalgeographic.com/animals/mammals/g/giraffe/>


Oh, I did not know about it.






Giraffes are so big that they really don't need to hide from predators. There is safety in numbers! It's hard to pick out one giraffe from another when they form a tight group.

Source of text:
<https://animals.sandiegozoo.org/index.php/animals/giraffe>




Okay. So, it can't be hunted?




Besides humans, only lions and crocodiles hunt them.

Source of text:
<https://animals.sandiegozoo.org/index.php/animals/giraffe>




Their speed, the way they move, and their body designs also help them to escape predators if they need to.

Source of text:
<https://animals.sandiegozoo.org/index.php/animals/giraffe>




Oh, I see. I have never heard giraffes' voice. Do they have voice?




Many people think that giraffes have no voice, but they do make a variety of sounds, including moos, roars, snorts, hisses, and grunts.

Source of text:
<https://animals.sandiegozoo.org/index.php/animals/giraffe>




They just very rarely do so.

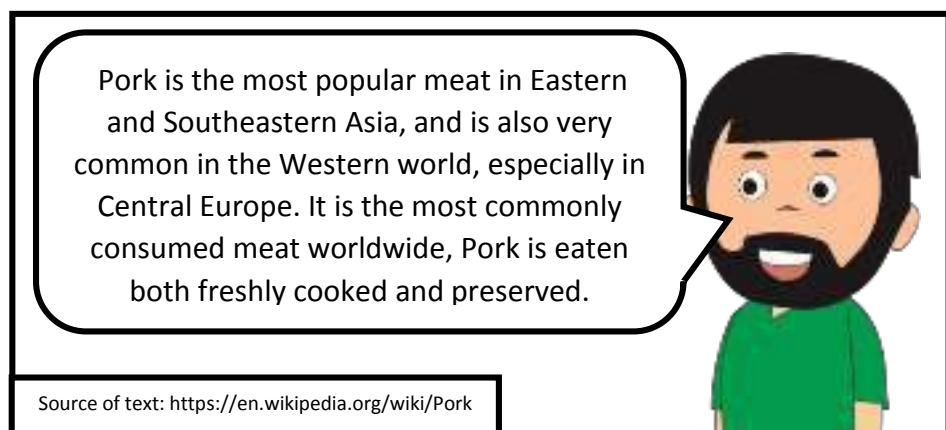

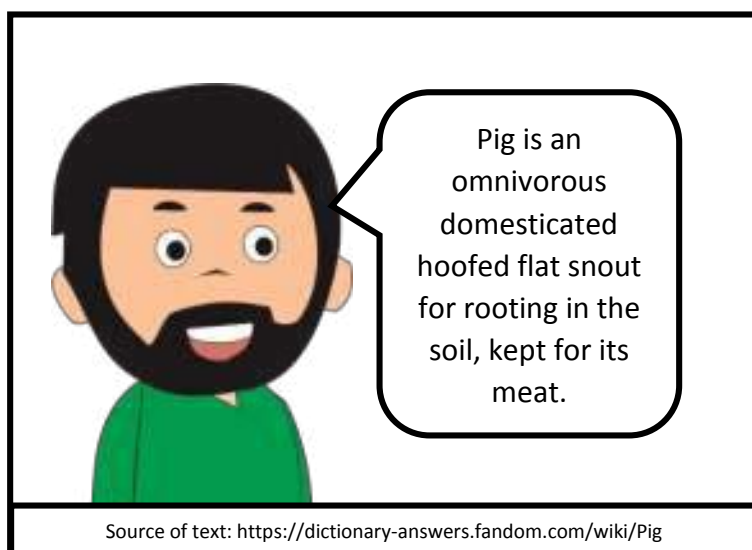
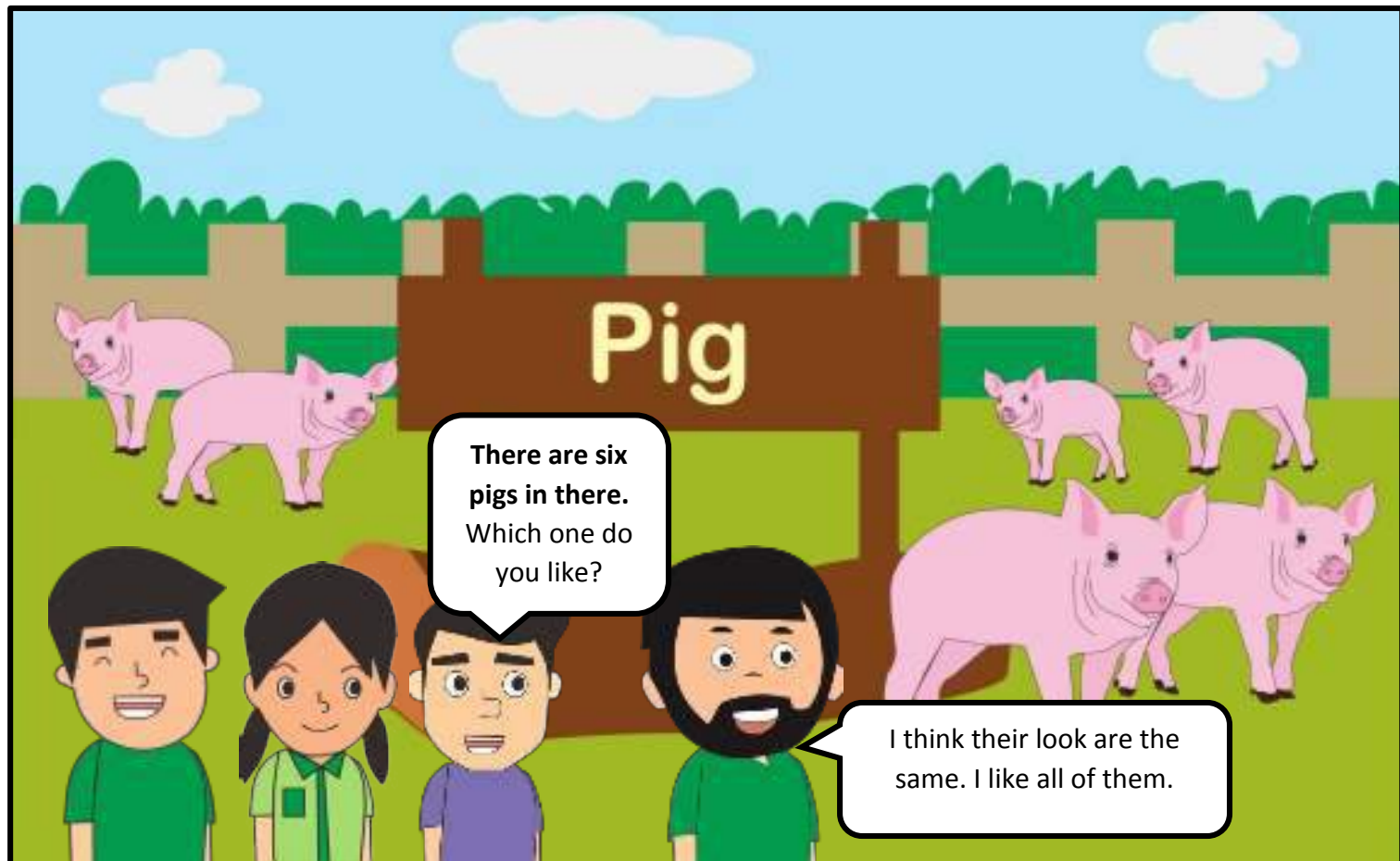
Source of text:
<https://animals.sandiegozoo.org/index.php/animals/giraffe>



Thank you, Tina. Now I understand why giraffes have long necks.



But I feel sorry with pigs because they have short necks. I want to see pigs now.





But, in Islam, it is prohibited. Because if you eat pork you are likely to inject many of worms or their eggs into your body! Most dangerous among them is the Tapeworm.

Source of text: <http://www.lifeofmuslim.com/2012/11/why-quran-islam-prohibits-eating-pork.html>



Oh, no! It's so scary. I will never eat pork then.



I have never eaten pork too.



Me too.




By the way why do pigs have long snouts?

The snout is used to dig into the soil to find food and is a very cute sense organ.



Source of text: <https://tokyojungle.fandom.com/wiki/Pig>

Pigs are omnivores, which means that they consume both plants and animals. In the wild, they are foraging animals, primarily eating leaves, roots, fruits, and flowers, in addition to some insects and fish. As livestock, pigs are fed mostly corn and soybean meal



Source of text: <https://en.wikipedia.org/wiki/Pig>

Traditionally, they were raised on dairy farms and called mortgage lifters. Older pigs will consume three to five gallons of water per day.



Source of text: <https://en.wikipedia.org/wiki/Pig>

So, do you want to raise a pig?



No, I'm not going to raise any pigs because it's forbidden.



Dad, I think Edo know domestic animals enough, what if we show him the mammals?



I think It's a great idea.




Mammal?
What is it?




Mammals give birth to their babies and feed them with their own milk. It's just like human.



It's like elephants.
Have you ever seen elephants?
Follow me.




It's so long right? An elephant's most obvious part is the trunk. The trunk is a very long nose, made from the upper lip.




Source of text: <https://simple.wikipedia.org/wiki/Elephant>

Why do elephants have long trunks?




Elephant use their trunks to grab objects such as food.




Source of text: <https://simple.m.wikipedia.org/wiki/Elephant>

The trunk is also used when it trumpets. The elephant usually stands still, raises its trunk, and blows. This is a signal to other elephants and wildlife.




<https://simple.m.wikipedia.org/wiki/Elephant>

Elephants also have tusks. Tusks are large teeth coming out of their upper jaws. A lot of ivory comes from elephant tusks.




Source of text: <https://simple.m.wikipedia.org/wiki/Elephant>

Elephants are the largest living land mammals and have big ears. They eat leaves, branches and grass.




Source of text: <https://simple.m.wikipedia.org/wiki/Elephant>

Do humans raise Elephants?




People have never domesticated elephants. But some people use elephants as rides.



Source of text: <https://simple.m.wikipedia.org/wiki/Elephant>

Oh why?




Domesticated Elephants are tame and have babies under human control. The male elephant in heat is dangerous and hard to control.




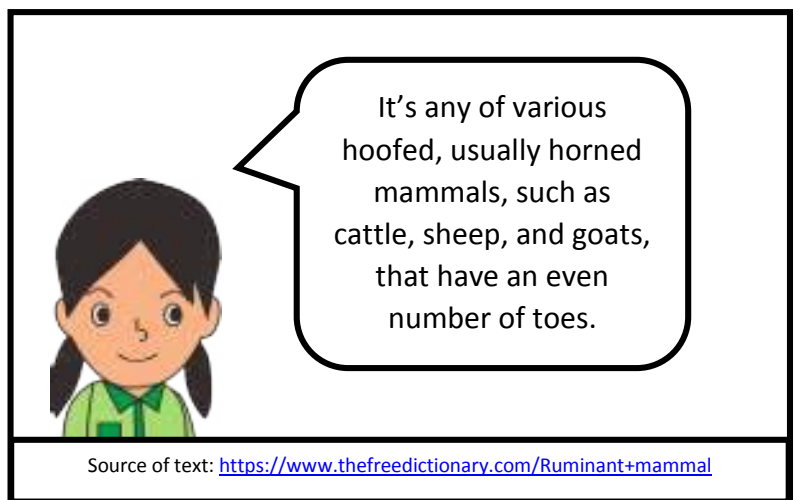
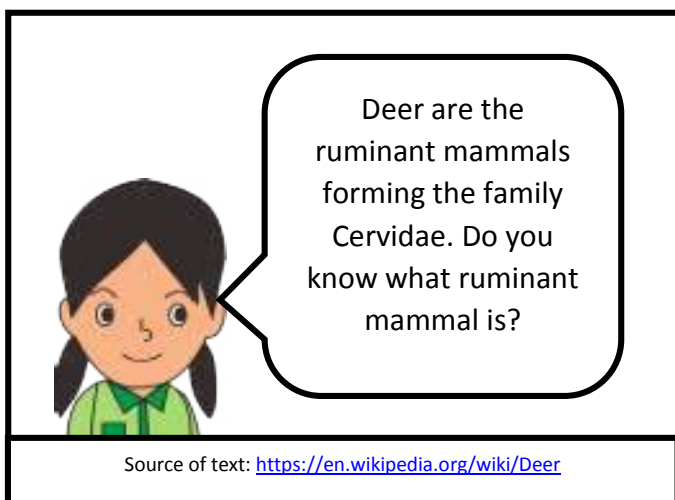



Source of text: <https://simple.m.wikipedia.org/wiki/Elephant>

No wonder why I have never seen someone raised elephant in my village.



Alright, let's take see another animal. Which animal do you want to see?





A male deer is called stag or buck, a female deer is called doe, and a young deer is called fawn. Do you know about it, Edo?



Source of text: <https://simple.wikipedia.org/wiki/Deer>

Only the bucks have antlers. The antlers are deciduous, and drop off after the mating season. Their main use is for males to fight for groups of females during the rutting season.



Source of text: <https://simple.wikipedia.org/wiki/Deer>

No, I didn't know about it.



Oh, I see. How do they live?



Deer do not make nests or dens. They find a safe and comfortable place to rest under low hanging evergreen branches. They stay close to where they can find food.



In summer, they eat grasses, plants and weeds. In the fall, they like mushrooms and small branches. They do not store their food for the winter.

Source of text: <https://simple.wikipedia.org/wiki/Deer>

If the snow is not deep, they use their hooves to uncover moss and leaves. If the snow is deep, they eat twigs and branches.



Source of text: <https://simple.wikipedia.org/wiki/Deer>

They are always looking, listening and smelling for danger.



Source of text: <https://simple.wikipedia.org/wiki/Deer>

Predators like wolves, cougar, dogs will eat deer.



Source of text: <https://simple.wikipedia.org/wiki/Deer>

Do humans domesticate deer?

No, they have not been domesticated to the extent of cats or dogs for several reasons.

Source of text: <https://www.quora.com/Why-dont-we-domesticate-deer>

What are the reasons?

They are difficult to contain. A mature whitetail can jump a 6-foot-tall fence from a standing position, and as herd animals, they require a decent amount of space which becomes very costly to build tall enough fencing around.

Source of text: <https://www.quora.com/Why-dont-we-domesticate-deer>

Do humans hunt deer?

Meat is the biggest reason why people hunt them.

Source of text: <https://www.realtree.com/brow-tines-and-backstrap/deer-hunting-meat-is-the-biggest-reason-people-hunt>


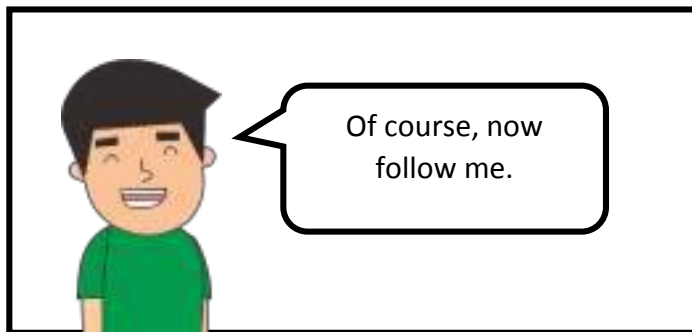
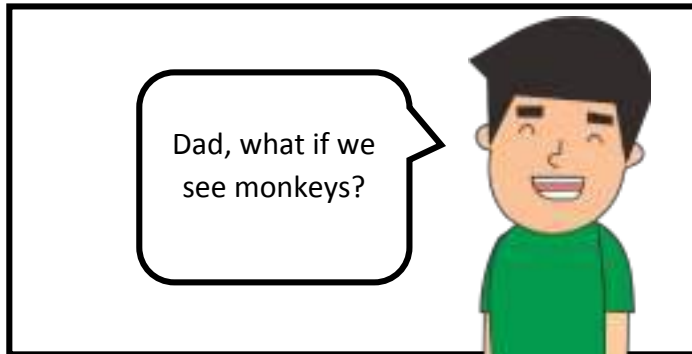
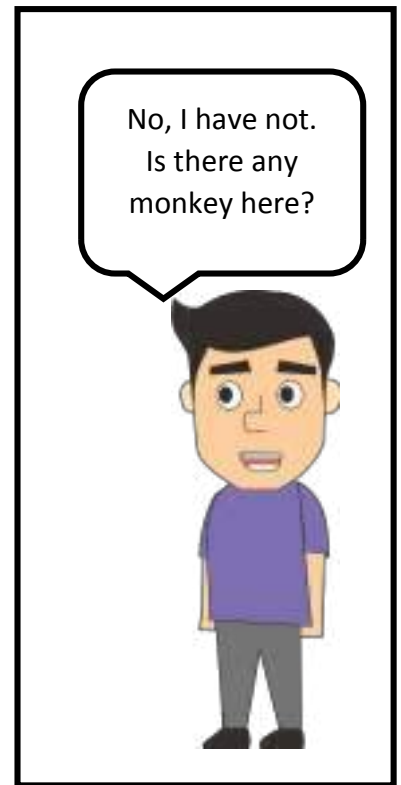

Have you ever eaten deer's meat Budi?


No, I have not.

Don't worry, tomorrow I will buy venison for you. Your mother knows how to cook venison.

What is venison?


Deer's meat is called venison Edo.






Monkey is a small to medium-sized primate that typically has a long tail. Do you see their tails?

Source of text:
<https://en.oxforddictionaries.com/definition/monkey>




Yes, I see it. But what is primate?




Budi, can you explain what primate is?


Primate is a member of the most developed and intelligent group of mammals, including, monkeys, and apes.



Source of text: <https://dictionary.cambridge.org/dictionary/english/primate>



Are they intelligent like human?




Yes. But of course, human more intelligent.

Monkeys are as varied in shape and size as humans. these mammals are very intelligent and have opposable thumbs, allowing them to use tools and play games.




Source of text:
<https://www.livescience.com/27944-monkeys.html>

Many people think that monkeys just eat bananas, but that isn't true. Monkeys are omnivores.



Source of text:
<https://www.livescience.com/27944-monkeys.html>



Can you explain more about monkey?

This means that they eat meat and plant-based foods. Most monkeys eat nuts, fruits, seeds and flowers.



Source of text:
<https://www.livescience.com/27944-monkeys.html>

Some monkeys also eat meat in the form of bird's eggs, small lizards, insects and spiders.



Source of text:
<https://www.livescience.com/27944-monkeys.html>

No. Most monkeys live in trees, but there are some that live in savannas or mountain areas.



Source of text:
<https://www.livescience.com/27944-monkeys.html>

How do they live, Budi?
Do they live like humans?
Do they build houses?



Monkey tribes stay on the move to find food, so one location isn't home for very long.



Source of text: <https://www.livescience.com/27944-monkeys.html>

Are they domestic animals?



Taking on a pet monkey is not like caring for most other pets. A well-cared-for monkey can live to be anywhere from 20 to 40 years old and needs your full commitment throughout their lives.



Source of text: <https://www.thesprucepets.com/problems-with-pet-monkeys-1237180>

No, I think I don't have really time to raise them. I wonder how they take care of their youngs.



Monkeys and humans are both primates, so it's no surprise that both care for their youngs in pretty much the same way!



Source of text: <https://pets-animals.blurtit.com/3046075/how-do-monkeys-take-care-of-their-young>

The mother monkeys teach her children the ways of the world, and supports and cares for them until they're ready to find a mate of their own.



Source of text: <https://pets-animals.blurtit.com/3046075/how-do-monkeys-take-care-of-their-young>

They breastfeeding, cleaning and grooming, protecting them, taking them everywhere, holding and playing with them, and "Talking" to them.




Source of text: <https://pets-animals.blurtit.com/3046075/how-do-monkeys-take-care-of-their-young>

They remind me about kangaroo. Kangaroo always keep their babies in their pouches.



Kangaroo?
What kind of animal is it?



Haven't you ever seen kangaroo?



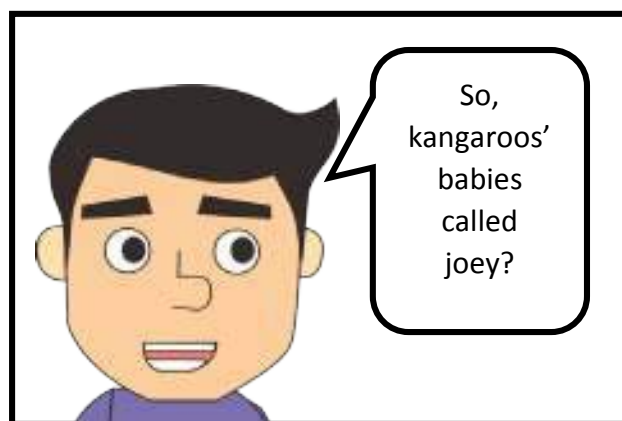
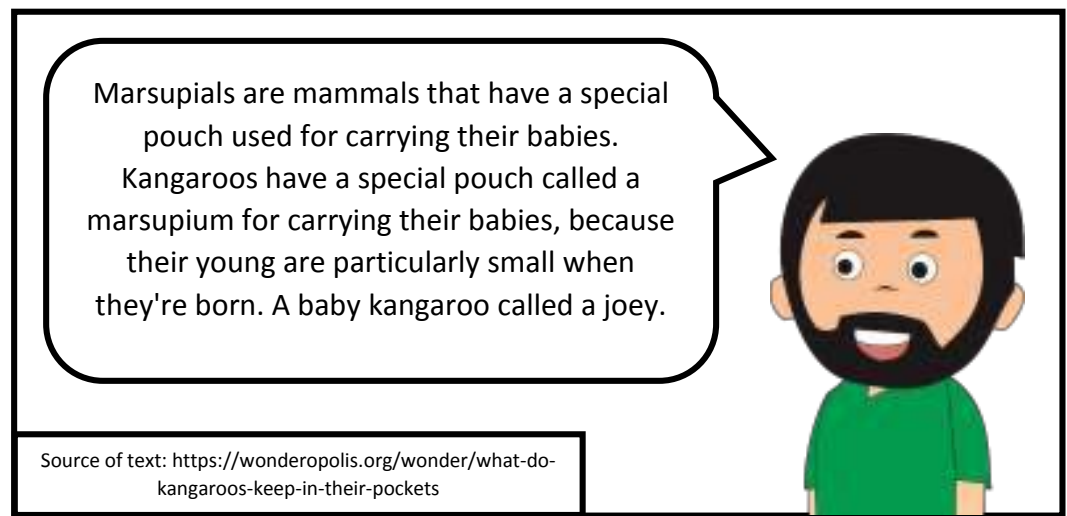

Nope. I never seen it before.



Kangaroos are mammals that are part of a special group known as marsupials. Follow me, you will know how they look like.



Source of text: <https://wonderopolis.org/wonder/what-do-kangaroos-keep-in-their-pockets>



Since pouches are for babies to stay in, only female kangaroos have them.



Source of text: <https://wonderopolis.org/wonder/what-do-kangaroos-keep-in-their-pockets>

Why are they hoping?



They also use their muscular tails to help keep their balance.



Source of text: <https://wonderopolis.org/wonder/what-do-kangaroos-keep-in-their-pockets>

It is because of their long feet, kangaroos can't walk normally. Instead, they use their big, powerful hind legs to hop wherever they want to go.



Source of text: <https://wonderopolis.org/wonder/what-do-kangaroos-keep-in-their-pockets>

Kangaroos usually live and travel in organized groups of 10 or more. These groups are called mobs, troops or courts.



Male kangaroos are often called boomers, bucks, or jacks, while female kangaroos are often called does, flyers, or jills.

Source of text: <https://wonderopolis.org/wonder/what-do-kangaroos-keep-in-their-pockets>

So, if you're ever in Australia and you see a group of kangaroos that includes a father, mother, and a baby, you can say you saw a jack, a jill, and a joey in a mob.



Source of text: <https://wonderopolis.org/wonder/what-do-kangaroos-keep-in-their-pockets>


Australia is such a great country. Someday I want to fly there and see how cute the kangaroos are.



Budi and Tina will accompany you. It will be fun.



Yeah, okay.
Now, what
animal do you
want to see for
next?



Yes, we have
already seen at
most of domestic
animals. Now. It's
time to see wild
animals.



Predators?



What about
wild animals?



Wait, I don't understand what you
are talking about. What is wild
animal? And, what is predator?



Haven't you ever
heard about
them before?



Nope.



Okay, I will
try to
explain
them one by
one.



So, wild animals are some
animals wander freely in
jungles and they cannot be
tamed.



Predator is an animal
that naturally preys on
others.

Source of text: <https://www.first-learn.com/animals-around-us.html>

One kind of predators are wolves. Wolves are related to dogs, or more rightly, dogs are actually related to wolves.



Source of text: <https://animalcorner.co.uk/animals/wolves/>

Do you know dog?



I know dog. My neighbor has a dog. He pets it.



Wolves and dogs are quite similar in many ways, however, in most cases, wolves are larger animals.



Source of text: <https://animalcorner.co.uk/animals/wolves/>

I see. They look similar. Can I see the wolves now? so I know their differences.

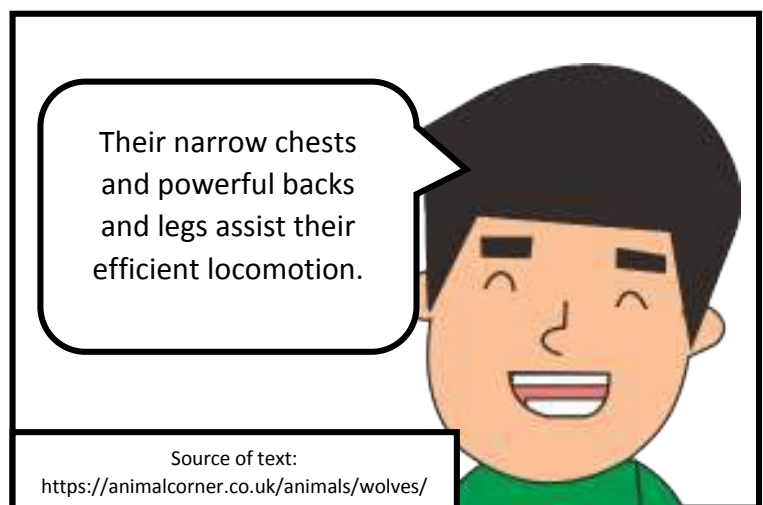
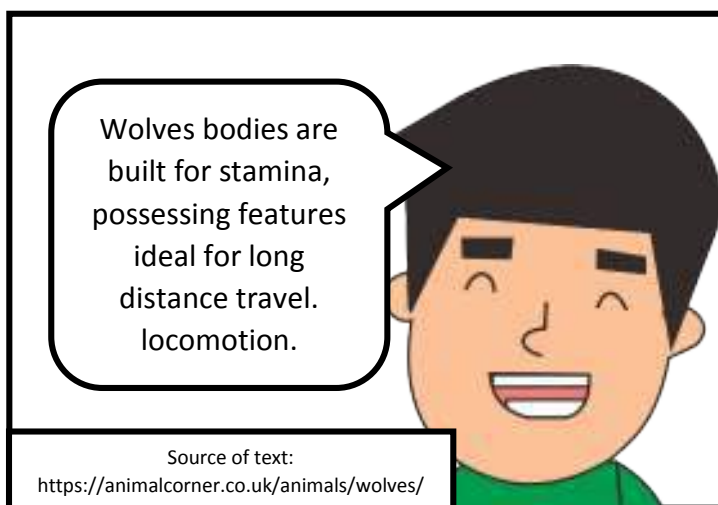
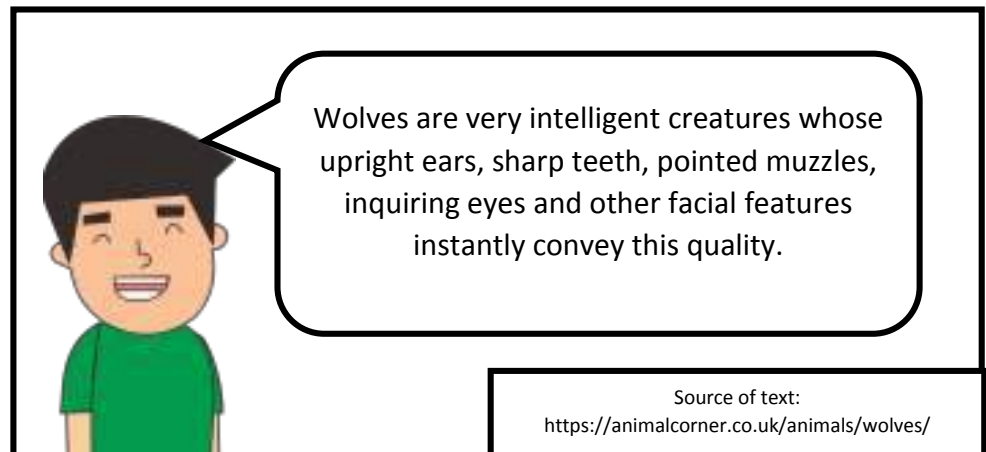


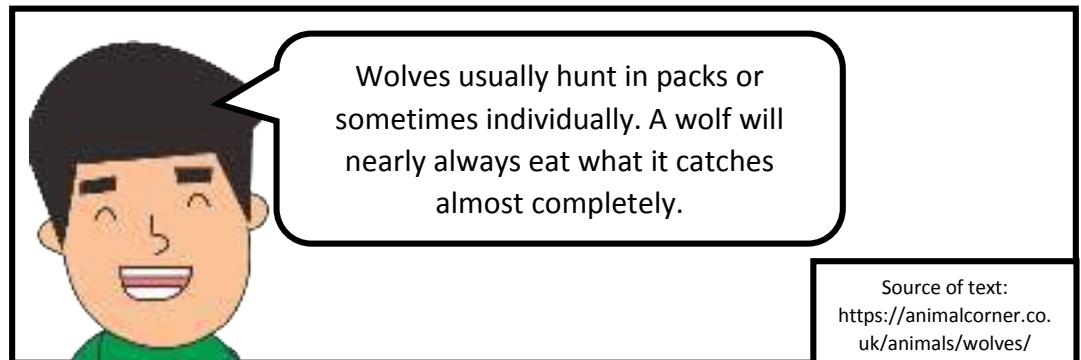
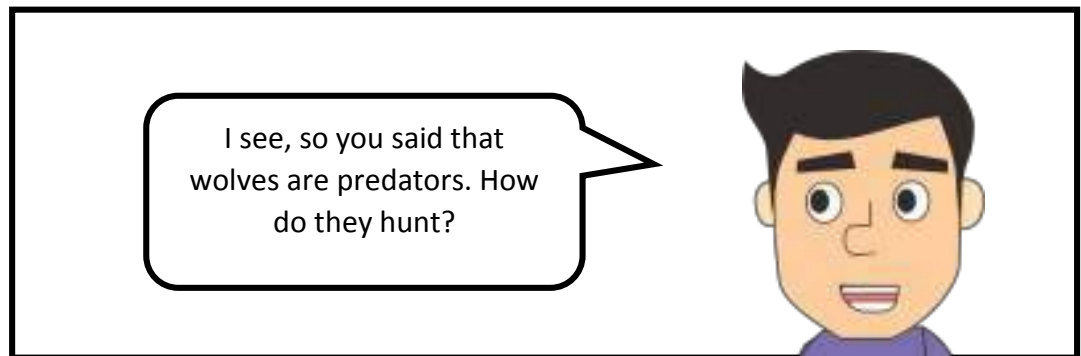
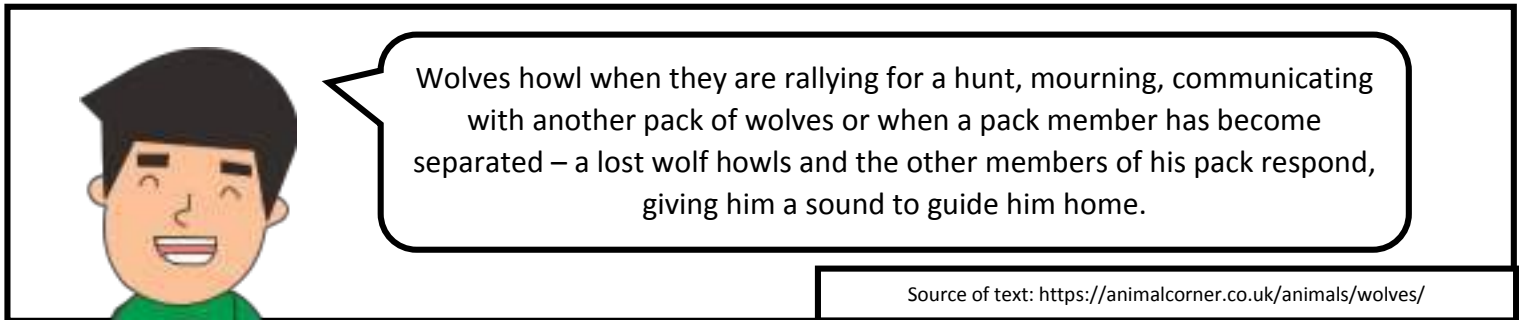


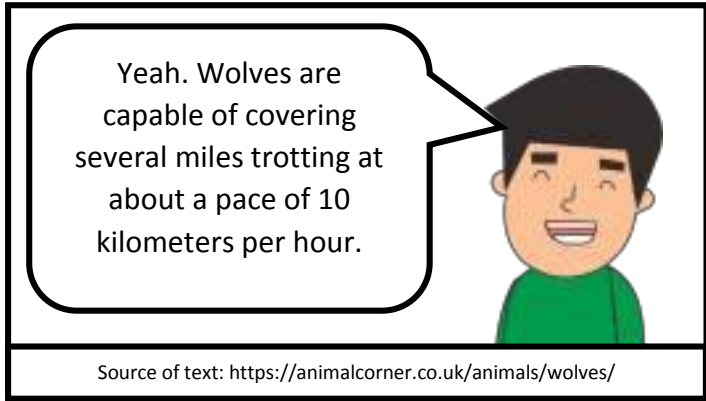
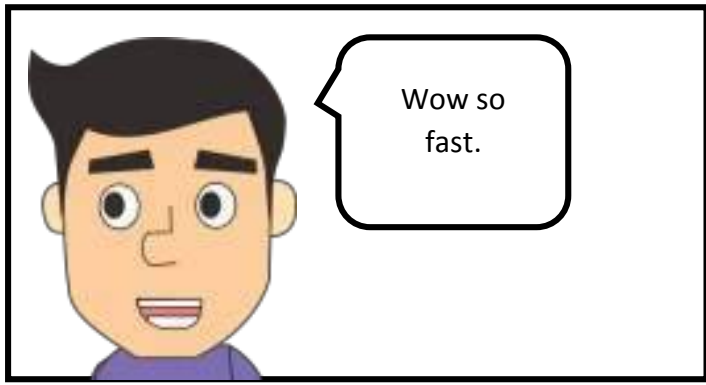
Okay, follow me.



After you.







Wolves are strict carnivores and to stay alive, all animals require to eat some sort of food to provide energy and nutrients for their body.



Source of text:
<https://animalcorner.co.uk/animals/wolves/>

What are animals that usually hunted by wolves?



Some of the animals that wolves hunt and eat include: deer, moose, caribou, elk, bison and musk-oxen as well small animals such as beaver, hares and other small rodents.



Source of text: <https://animalcorner.co.uk/animals/wolves/>

I don't know those animals except deer.



Don't worry Edo, I will show you later.



Alright, now let's see another predator. What predator do you want to see?



Maybe lion. I want to know how big they are.

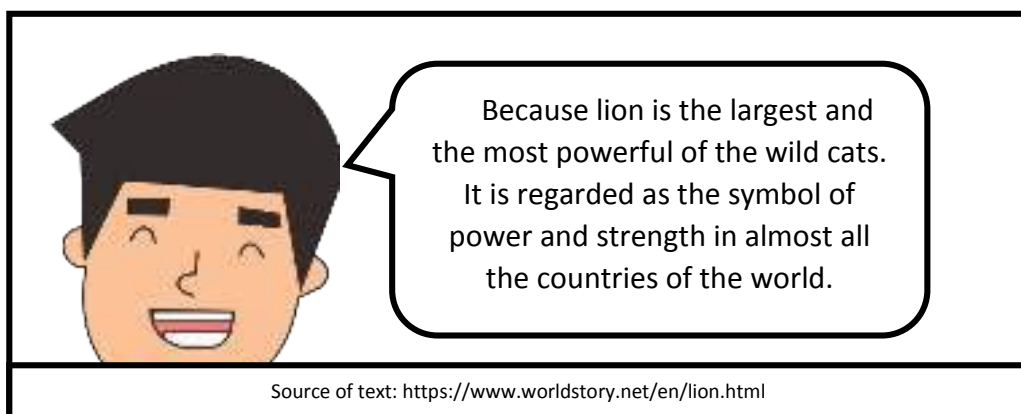




I want to see it too.



Okay. Follow me. Lions are this way.





Male lions are easy to recognize thanks to their distinctive manes. Males with darker manes are more likely to attract female lions.



Source of text:
<http://www.sciencekids.co.nz/sciencefacts/animals/lion.html>

Yes. Lions include Felidae family. Felidae is a family of mammals, in the order Carnivora. Lions are the biggest of the big cats after tigers.



Source of text:
<https://en.wikipedia.org/wiki/Felidae>

Lions are the only cats that live in groups called prides. A pride has several females, their cubs and a few males.



Source of text:
<https://easyscienceforkids.com/all-about-lions/>

But it seems they look like cats.



So, they work together to bring down prey?



Yes, because it keeps them safer than if they hunted alone.



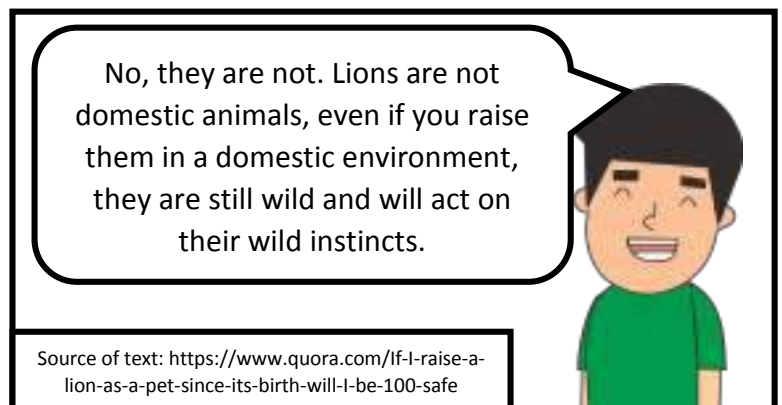

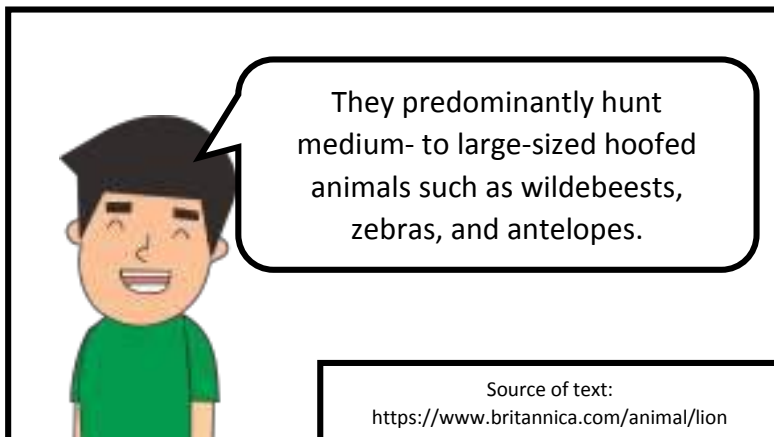


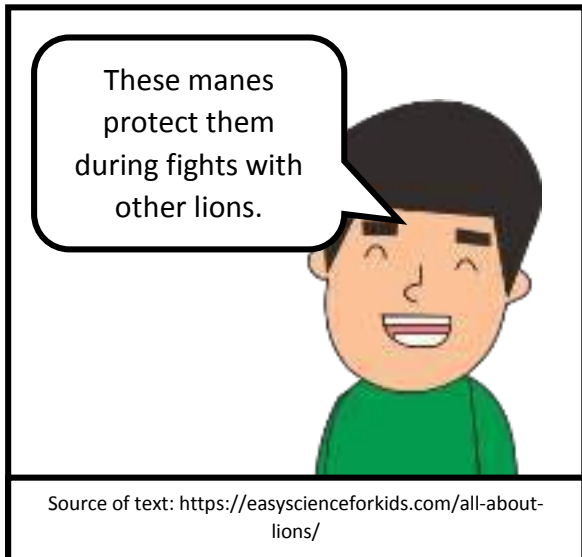
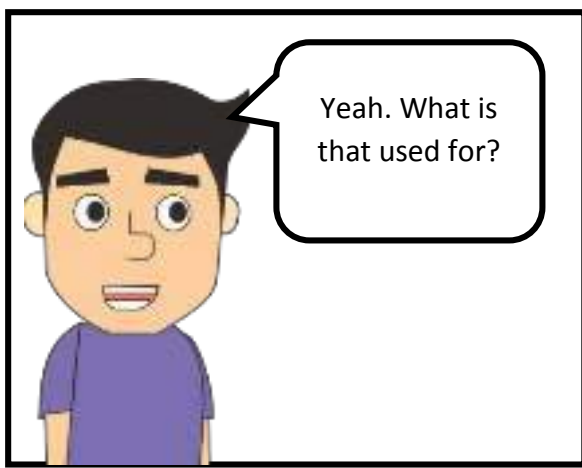
Look at the mane, the fur around its face.




The females do most of the hunting. Males have an important job too. They patrol their territory and protect the young cubs. They also make sure cubs get enough food.



Source of text: <https://easyscienceforkids.com/all-about-lions/>



I'm scared of lions. I will never keep a lion as a pet.



Of Course, you won't do that Edo. It's dangerous.



Let's see tigers then.



I want to know more about other animals that are included cat family.



Oh my god!
What animal is that?



Tiger



Look at that big cat. It's called tiger.

Tigers are the largest wild cats in the world.



Source of text:
<https://www.natgeokids.com/uk/discover/animals/general-animals/10-tiger-facts/>

Tigers are carnivores, eating only meat. They mainly feed on large mammals such as deer, wild pigs, antelope and buffalo.



Source of text:
<https://www.natgeokids.com/uk/discover/animals/general-animals/10-tiger-facts/>

Tigers are solitary hunters, and generally search for food alone at night. They quietly stalk their prey until they are close enough to pounce.




Source of text:
<https://www.natgeokids.com/uk/discover/animals/general-animals/10-tiger-facts/>

Then they kill their victim with a bite to the neck or back of the head. Ouch!



Source of text:
<https://www.natgeokids.com/uk/discover/animals/general-animals/10-tiger-facts/>

It's so scary.



Yeah it is.



They may be big and heavy, but tigers are fast. In fact, at full speed they can reach up to 65 km/h!



Source of text:
<https://www.natgeokids.com/uk/discover/animals/general-animals/10-tiger-facts/>

Unlike most members of the cat family, tigers like water. They are good swimmers and often cool off in pools or streams.



Source of text: <https://www.natgeokids.com/uk/discover/animals/general-animals/10-tiger-facts/>



Every tiger in the world is unique – no two tigers have the same pattern of stripes. It just like Zebra.

Source of text: <https://www.natgeokids.com/uk/discover/animals/general-animals/10-tiger-facts/>




I see.



Source of text: <https://www.natgeokids.com/uk/discover/animals/general-animals/10-tiger-facts/>

So, what is the difference between lion and tiger?



Although both lions and tigers are wild animals that belong to the cat family, there are many differences between these two big cats.



Source of text: <http://www.differencebetween.net/science/nature/difference-between-lions-and-tigers/>



Their appearance is the most obvious difference between a lion and a tiger. Tigers have bold, black stripes across their bodies, whereas lions do not have any stripes.

Source of text: <http://www.differencebetween.net/science/nature/difference-between-lions-and-tigers/>

Tigers also do not have manes like the male lions. Male lions have a large mane around their faces.



Source of text: <http://www.differencebetween.net/science/nature/difference-between-lions-and-tigers/>



Tigers are longer than lions, more muscular, and generally heavier in weight, although lions are taller than tigers.

Source of text:
<http://www.differencebetween.net/science/nature/difference-between-lions-and-tigers/>



Tigers have stronger legs, and are much more active and agile when compared to lions.

Source of text:
<http://www.differencebetween.net/science/nature/difference-between-lions-and-tigers/>



By nature, tigers are considered to be more aggressive than lions.

Source of text:
<http://www.differencebetween.net/science/nature/difference-between-lions-and-tigers/>



Male lions are even thought to be lazy in a way, and will not do anything unless they really have to. Tigers are the more dominant big cat when lions and tigers are compared.

Lions generally like to live in large groups, and these are known as 'prides'.


Source of text:
<http://www.differencebetween.net/science/nature/difference-between-lions-and-tigers/>

How about tigers?




Source of text: <http://www.differencebetween.net/science/nature/difference-between-lions-and-tigers/>



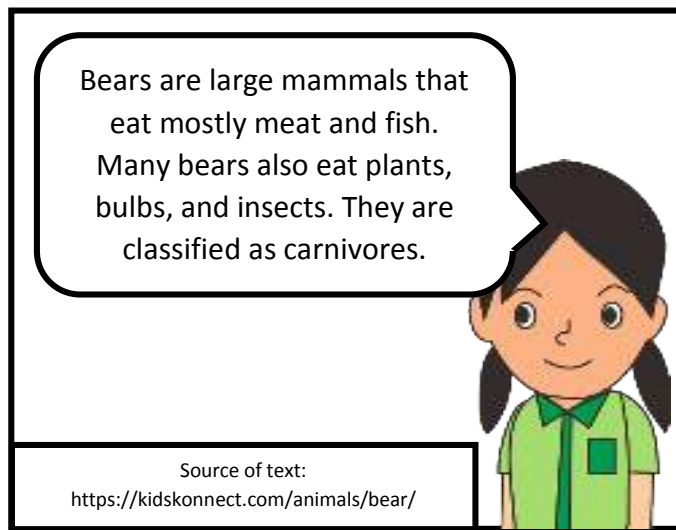
On the other hand, tigers prefer to live and hunt on their own. Tigers hunt for their own prey in the jungle, and then eat their catch alone.




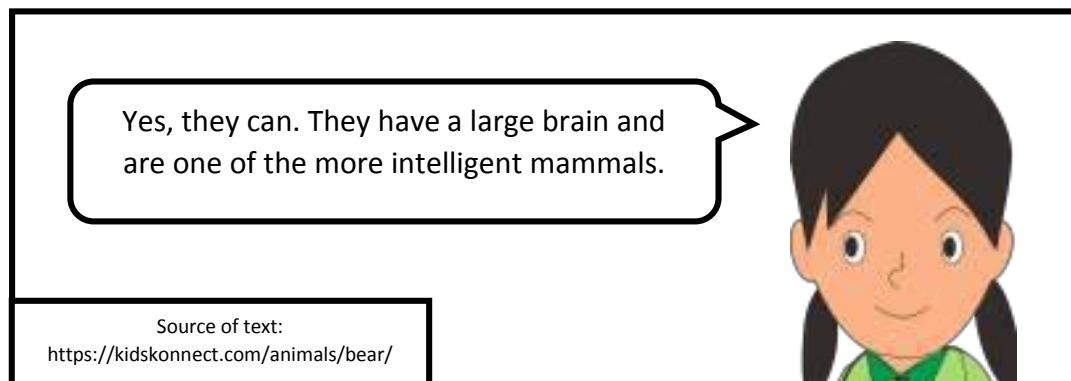





Source of text: <http://www.differencebetween.net/science/nature/difference-between-lions-and-tigers/>



Therefore, one can say that lions are definitely more sociable than tigers.







I know panda. I have ever seen it on TV. Panda and bear have same bodies but they have different fur colors.



Pandas are part of the bear family, but pandas are different than bears. Here are some differences they have.

Source of text:
<https://sites.google.com/a/cusdk8.org/kopratha-s-giant-panda/other>

Pandas climb any kind of trees. Bears can't climb trees. pandas eat bamboo. Bears don't.

Source of text:
<https://sites.google.com/a/cusdk8.org/kopratha-s-giant-panda/other>


Not all bears have the same color. A panda is a mix of white and black. A bear can be a shade of black, a shade of brown, or white.

Source of text:
<https://sites.google.com/a/cusdk8.org/kopratha-s-giant-panda/other>

A panda has black ears and black patches on its body. The rest of the body is white. A bear is totally covered with one of the colors I mentioned.

Source of text:
<https://sites.google.com/a/cusdk8.org/kopratha-s-giant-panda/other>

Have you ever wondered how a panda and bear know a predator is coming?



Source of text:

<https://sites.google.com/a/cusdk8.org/kopratha-s-giant-panda/other>

How?



Well I'll tell you.



We can hear, but pandas can hear better than humans. Also, pandas use their hearing to listen for predators.



Source of text:

<https://sites.google.com/a/cusdk8.org/kopratha-s-giant-panda/other>

Now bears can also hear better than humans, but they have something that is really unique. Bears have unique ear structure. So now you know that their hearing is also different.



Source of text:

<https://sites.google.com/a/cusdk8.org/kopratha-s-giant-panda/other>


Do pandas eat meat?



No. Pandas eat bamboo.



Pandas have a great sense of smell and have cats' eyes to see. A bear also has a good sense of smell, but it is 7 times greater than a bloodhound. It can also see well.

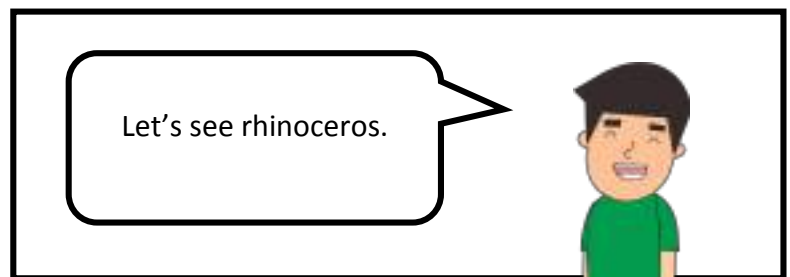
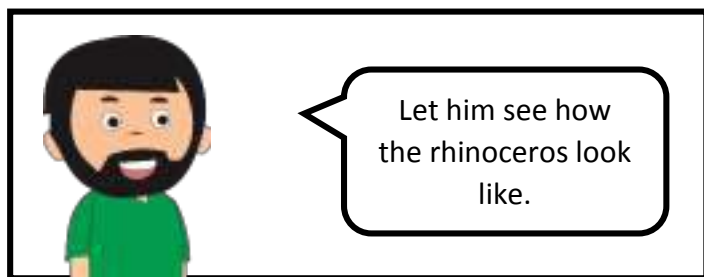
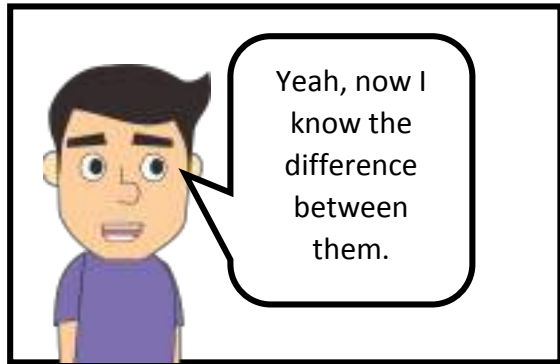


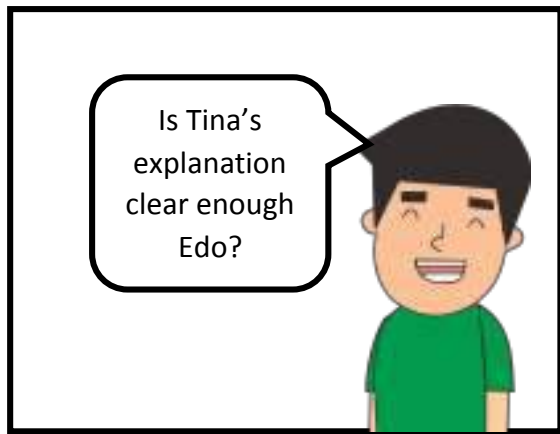


Source of text:


<https://sites.google.com/a/cusdk8.org/kopratha-s-giant-panda/other>

I see.





The name rhinoceros means 'nose horn' and is often shortened to rhino.



Source of text:
<http://www.sciencekids.co.nz/sciencefacts/animals/rhinoceros.html>

Rhinoceros have thick, protective skin. Relative to their large body size, rhinoceros have small brains.



Source of text:
<http://www.sciencekids.co.nz/sciencefacts/animals/rhinoceros.html>

Rhinoceros horns are made from a protein called keratin, the same substance that fingernails and hair are made of.



Source of text:
<http://www.sciencekids.co.nz/sciencefacts/animals/rhinoceros.html>

Oh....



Rhinoceros are often hunted by humans for their horns.

Source of text:
<http://www.sciencekids.co.nz/sciencefacts/animals/rhinoceros.html>

What do rhinoceros eat?



Rhinoceros are herbivores, plant eaters.



Source of text:
<http://www.sciencekids.co.nz/sciencefacts/animals/rhinoceros.html>

I see



You know what? A group of rhinoceros is called a 'herd' or a 'crash'. Despite their name, White Rhinoceros are



There is another animal that has thick skin. It is called hippopotamus



What kind of animal is it?



The hippopotamus is the second largest land animal in size, and the third largest land animal in weight. The elephant is the heaviest.



Source of text:
<https://simple.wikipedia.org/wiki/Hippopotamus>

Rhino is a large mammal in Africa that usually eats plants. It is one of only two species in the family hippopotamidae that are still alive.



Source of text: <https://simple.wikipedia.org/wiki/Hippopotamus>

Hippopotamus are found in Africa.



Source of text:
<http://www.sciencekids.co.nz/sciencefacts/animals/hippopotamus.html>

The name hippopotamus means 'river horse' and is often shortened to hippo.



Source of text:
<http://www.sciencekids.co.nz/sciencefacts/animals/hippopotamus.html>


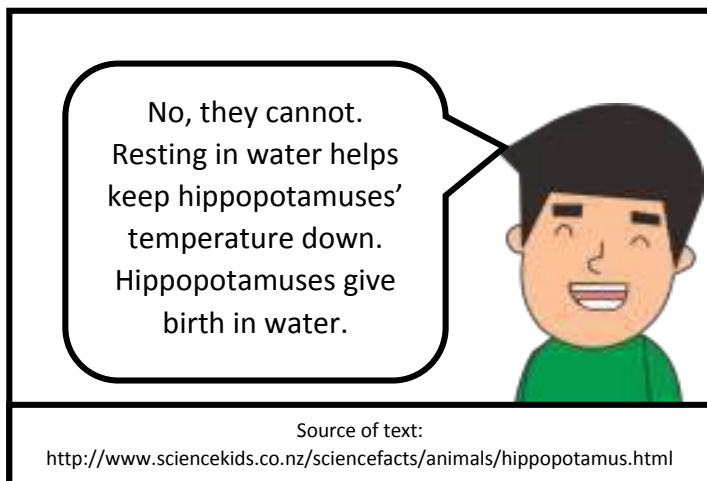

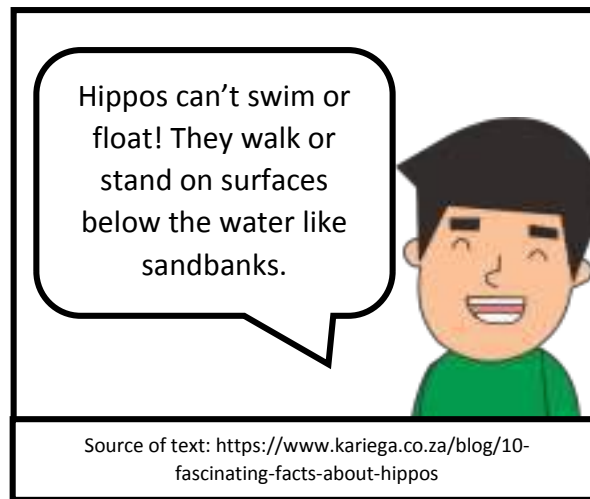
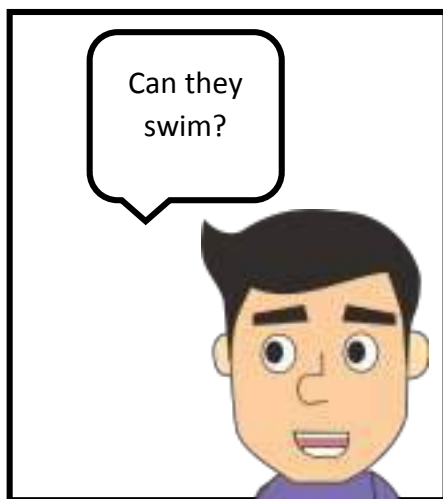
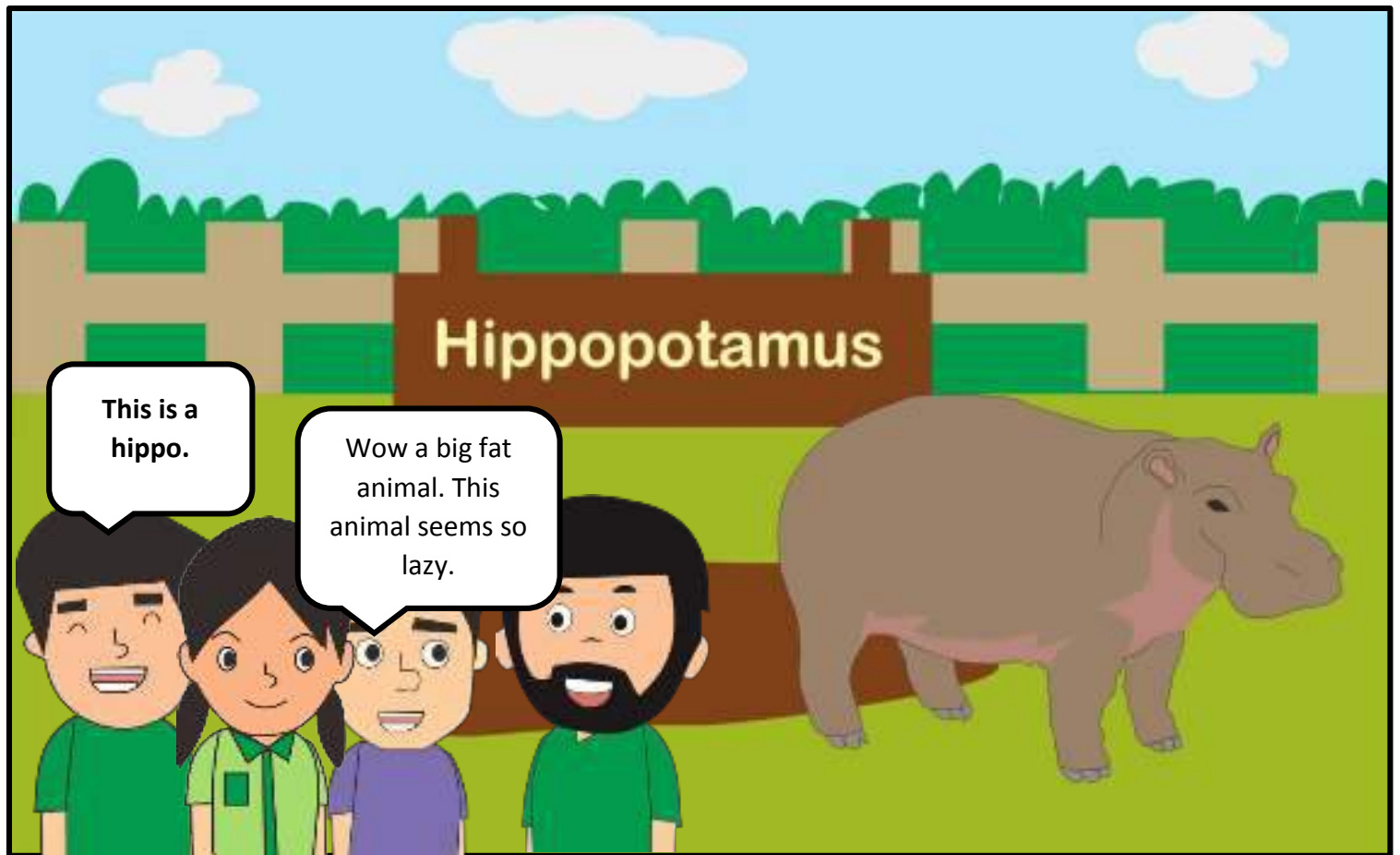
Hippopotamuses spend a large amount of time in water such as rivers, lakes and swamps.



Source of text:
<http://www.sciencekids.co.nz/sciencefacts/animals/hippopotamus.html>

In our country, we can find them in the zoo.





They have short legs.




Yes, hippopotamuses have short legs and a huge mouth and a body shaped like a barrel.



Source of text:
<http://www.sciencekids.co.nz/sciencefacts/animals/hippopotamus.html>

Hippos can be extremely aggressive, especially if they feel threatened. So be careful. They are dangerous animal.



Source of text:
<http://www.sciencekids.co.nz/sciencefacts/animals/hippopotamus.html>

The closest relations of the hippopotamuses are surprisingly cetaceans such as whales and dolphins.



Source of text:
<http://www.sciencekids.co.nz/sciencefacts/animals/hippopotamus.html>

Hippos are threatened by habitat loss and poachers who hunt them for their meat and teeth.



Source of text:
<http://www.sciencekids.co.nz/sciencefacts/animals/hippopotamus.html>

A male hippopotamus is called a 'bull'. A female hippopotamus is called a 'cow'. A baby hippo is called a 'calf'.



Source of text:
<http://www.sciencekids.co.nz/sciencefacts/animals/hippopotamus.html>

If you thought you had thick skin, think again. Hippo skin is two inches thick.



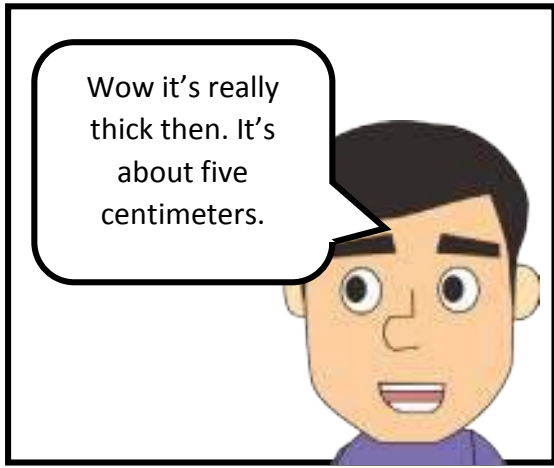


Source of text:
<http://www.sciencekids.co.nz/sciencefacts/animals/hippopotamus.html>

A group of hippos is known as a 'herd', 'pod', 'dale' or 'bloat'. Hippos typically live for around 45 years. Hippos eat mostly grass.



Source of text:
<http://www.sciencekids.co.nz/sciencefacts/animals/hippopotamus.html>



I don't know. Can I pet it?




No, you can't. It's a wild animal. It's a doglike carnivore of the family Hyaenidae having a coarse coat, a sloping back, and large teeth and feeding chiefly on carrion, often in packs.



Source of text: <https://www.dictionary.com/browse/hyenic>

Hyenas have long forelegs and a powerful neck and shoulders for dismembering and carrying prey.



Source of text: <https://www.britannica.com/animal/hyena>

Hyenas are tireless trotters with excellent sight, hearing, and smell for locating carrion, and they are proficient hunters as well.



Source of text: <https://www.britannica.com/animal/hyena>

Oh wow, did you hear that?



I heard it. It just laughed.




Hyenas don't just laugh for fun. Scientists say that the pitch and the note frequency (or tone) of a hyena's laugh can give an indication of its age and social status.



Source of text: <https://mentalfloss.com/article/63455/12-wild-facts-about-hyenas>

There are four types of hyena that differ in size and type of diet.



Source of text: http://www.softschools.com/facts/animals/hyena_facts/37/

What are they?

Those are: spotted, brown, striped, and the aardwolf.

Source of text:
http://www.softschools.com/facts/animals/hyena_facts/37/

Smallest are aardwolves with 20 inches in height and 60 pounds in weight. Females are larger and more dominant than males.

Source of text:
http://www.softschools.com/facts/animals/hyena_facts/37/

Hyenas vary in size. Largest are spotted hyenas with 35 inches in height and 90 pounds in weight.

Source of text: http://www.softschools.com/facts/animals/hyena_facts/37/

Commonly male animals are larger than females.

But it does not happen to hyenas.


They are both hunters and scavengers. They eat carrions. They hunt at night.

Hyenas mark their territory with white droppings produced in the anal gland. This substance has a strong smell and it informs other hyenas that territory is already occupied.

Source of text: http://www.softschools.com/facts/animals/hyena_facts/37/

Worst enemies of hyenas are lions and hunting dogs. Hyenas are cannibals. They may attack and eat other hyenas, especially when they are young.

Source of text: http://www.softschools.com/facts/animals/hyena_facts/37/



Male and female hyenas look alike and have very similar genitals, but they are not hermaphrodites. Only female hyena gives birth and takes care of her cubs.


Source of text: http://www.softschools.com/facts/animals/hyena_facts/37/



After mating season, it takes 90-110 days for babies to be born.

Source of text: http://www.softschools.com/facts/animals/hyena_facts/37/

Cubs fight with each other to establish dominance and achieve best feeding position or desired order of feeding. This fight might end up fatally.




Source of text: http://www.softschools.com/facts/animals/hyena_facts/37/


How do hyenas' mother feed their cubs?



Mother feeds cubs with milk 12-18 month, but they will start eating meat as soon as they reach 5th month.




Source of text: http://www.softschools.com/facts/animals/hyena_facts/37/




Hyenas live 10-12 years in the wild and up to 25 years in captivity.

Source of text: http://www.softschools.com/facts/animals/hyena_facts/37/




Can hyenas swim?



Hyenas can swim but they don't live in water. They only live in land.

Is there any predator that live both in water and land?



It must be crocodile!



What is crocodile?



I know where the crocodile is located. Follow me and let me show you how the crocodile looks like.



This is crocodile. It looks like lizard, right?

Crocodile




Yeah but it's bigger than lizard. And look at those teeth. So sharp.



Yeah because they are carnivores. They eat only meat. They have 24 sharp teeth which are used for killing of their preys.




Source of text: http://www.softschools.com/facts/animals/crocodile_facts/27/



At the zoo, they eat small animals that have already been killed for them, such as rats, fish or mice. They also eat live locusts.

Source of text: [Shttps://www.livescience.com/28306-crocodiles.html](https://www.livescience.com/28306-crocodiles.html)




How they hunt in the wild?




To help with digestion, crocodiles swallow small stones that grind up the food in their stomachs.

Source of text: [Shttps://www.livescience.com/28306-crocodiles.html](https://www.livescience.com/28306-crocodiles.html)




In the wild, crocodiles will clamp down on their prey with their massive jaws, crush it, and then they will swallow the prey whole. They do not have the capability to chew or break off small pieces of food like other animals.

Source of text: [Shttps://www.livescience.com/28306-crocodiles.html](https://www.livescience.com/28306-crocodiles.html)




Thanks to their slow metabolisms, crocodiles can survive for months without food.


Source of text: [Shttps://www.livescience.com/28306-crocodiles.html](https://www.livescience.com/28306-crocodiles.html)



Where do they usually live? Crocodile can live in water and land, right?




Yes.



Beside they live in land, they live in fresh water, lakes, rivers, brackish water. Crocodiles are large reptiles.

Source of text: [Shttps://www.livescience.com/28306-crocodiles.html](https://www.livescience.com/28306-crocodiles.html)



What is reptile?

Reptiles are animals that are cold-blooded. Most reptiles lay eggs and their skin is covered with hard, dry scales.



Source of text:
<https://www.ducksters.com/animals/reptiles.php>

Cold
blooded?



Animals that are cold-blooded don't automatically maintain a constant body temperature. They have to lay out in the sun to keep their body heat up.



Source of text:
<https://www.ducksters.com/animals/reptiles.php>

This also means that reptiles don't burn as much energy keeping their body warm and, as a result, they don't have to eat nearly as much food as a similar sized mammal or other warm-blooded animals.



Source of text: <https://www.ducksters.com/animals/reptiles.php>

Okay.



Crocodiles don't sweat. To keep cool, they open their mouths in a process that is called "mouth gaping".



Source of text:
<https://www.livescience.com/28306-crocodiles.html>

Have you ever heard a phrase "air mata buaya?" or in English "Crying crocodile tears".



I ever heard it. But I don't know what it really means.



"Crying crocodile tears" refers to a person expressing insincere remorse.



Source of text:
<https://www.livescience.com/28306-crocodiles.html>

What?
Sorry I don't understand.



Expression "cry crocodile tears"
is based on the true fact -
crocodiles produce tears when
they eat.



Source of text:
http://www.softschools.com/facts/animals/crocodile_facts/27/

Which gets in
touch with
lachrymal glands,
glands that
produce tears,
and forces tears to
flow.



Source of text:
http://www.softschools.com/facts/animals/crocodile_facts/27/

They don't cry because they feel sorry for the prey,
but because they swallow too much air.



Source of text: http://www.softschools.com/facts/animals/crocodile_facts/27/

They have one of the
strongest bites in the
animal world. Muscles
which induce closing of
the jaw are much
stronger than muscles
which open the jaw.



Source of text:
http://www.softschools.com/facts/animals/crocodile_facts/27/

Because of that,
people can use their
bare hands to keep
their mouth closed.



Source of text:
http://www.softschools.com/facts/animals/crocodile_facts/27/

Crocodiles have excellent
eyesight, especially during the
night. Their eyes can be seen as
red dots while peeking from the
water during the night.


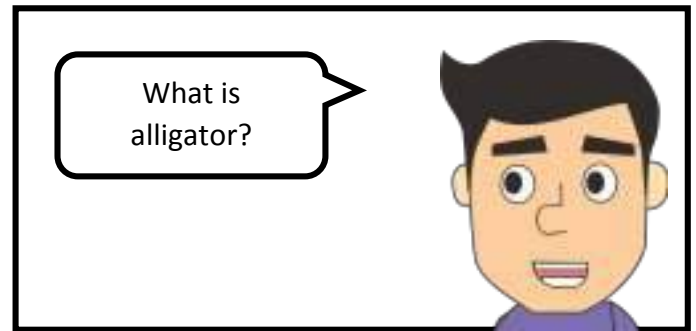
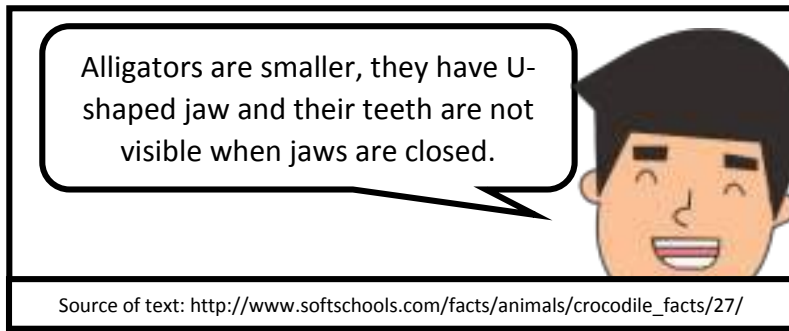
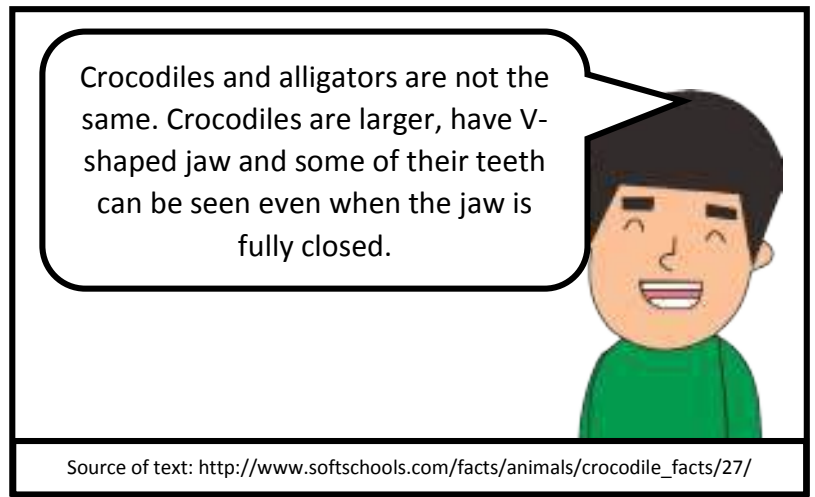



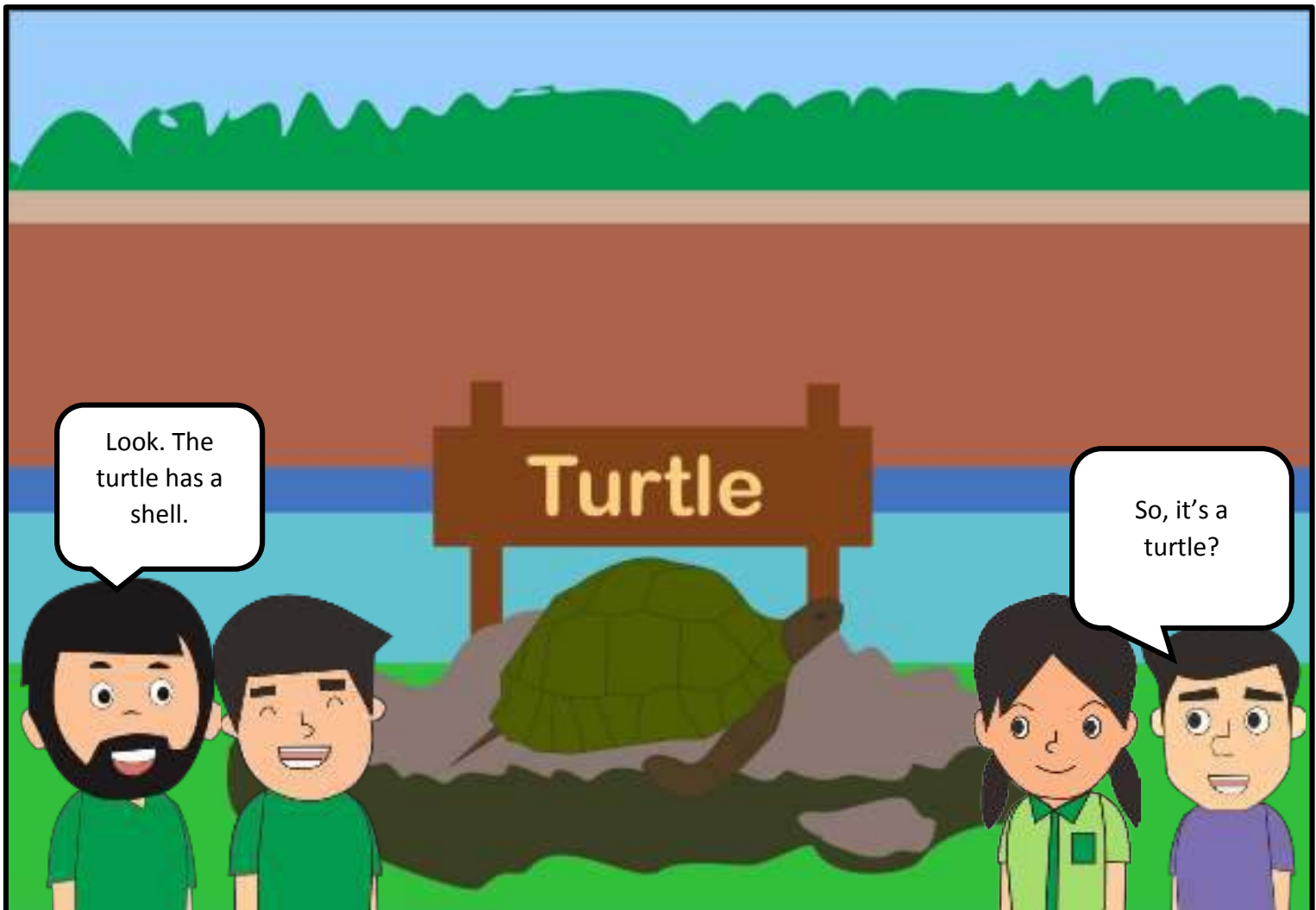

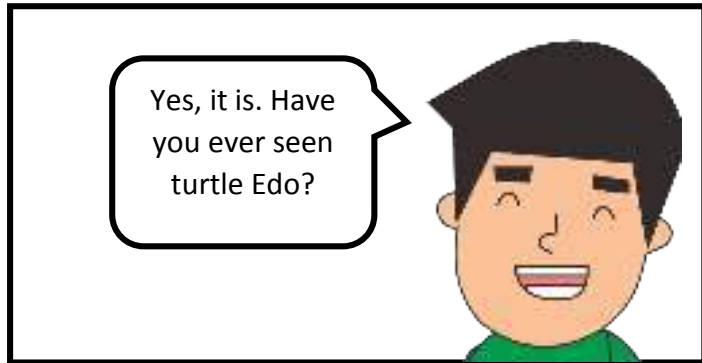


Source of text:
http://www.softschools.com/facts/animals/crocodile_facts/27/

Only crocodile's belly has a
gentle skin. Skin on their back
contains bony structures which
make skin bulletproof.



Source of text:
http://www.softschools.com/facts/animals/crocodile_facts/27/





Why does it have shell?



The hard shell protects them like a shield, this upper shell is called a 'carapace'.



Source of text: <http://www.sciencekids.co.nz/sciencefacts/animals/turtle.html>

Turtles also have a lower shell called a 'plastron'.



Source of text: <http://www.sciencekids.co.nz/sciencefacts/animals/turtle.html>

Okay so upper shell is called a 'carapace' and lower shell called a 'plastron'. Do they hide inside that shell?



Many turtle species can hide their heads inside their shells when attacked by predators.



Source of text: <http://www.sciencekids.co.nz/sciencefacts/animals/turtle.html>

are turtles also reptiles?



Turtles have existed for around 215 million years.



Source of text: <http://www.sciencekids.co.nz/sciencefacts/animals/turtle.html>

Some turtles lay eggs in the sand and leave them to hatch on their own. The young turtles make their way to the top of the sand and scramble to the water while trying to avoid predators.


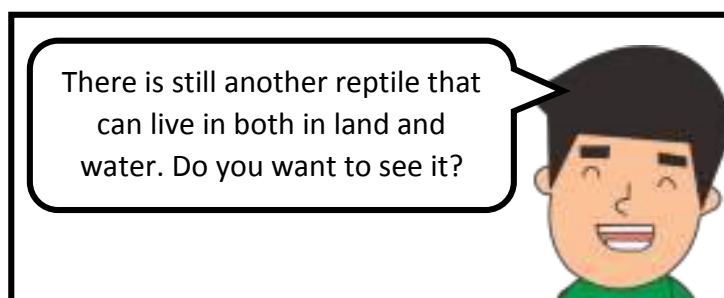




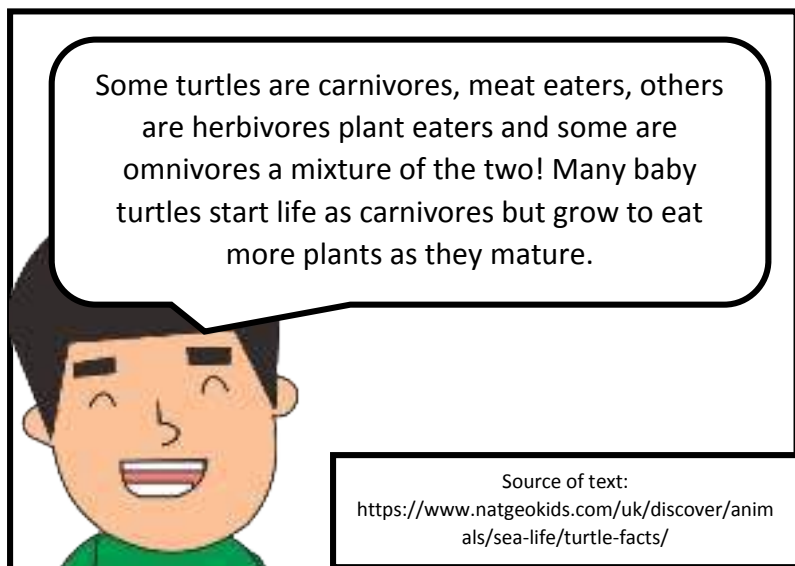
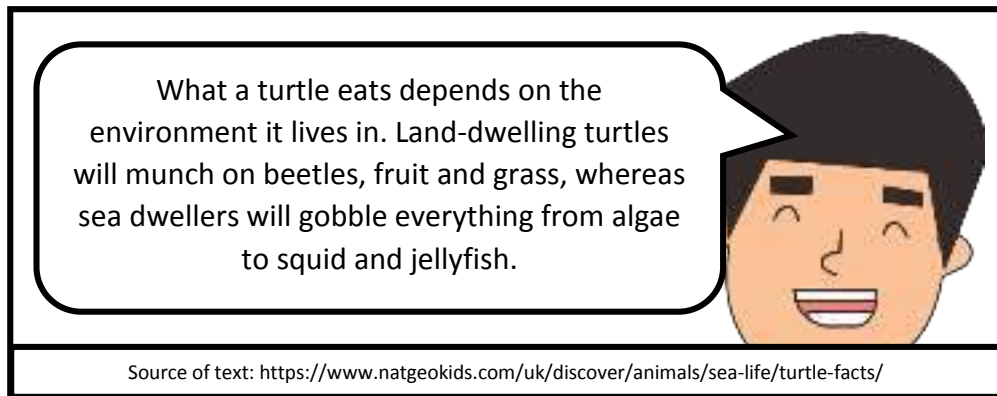




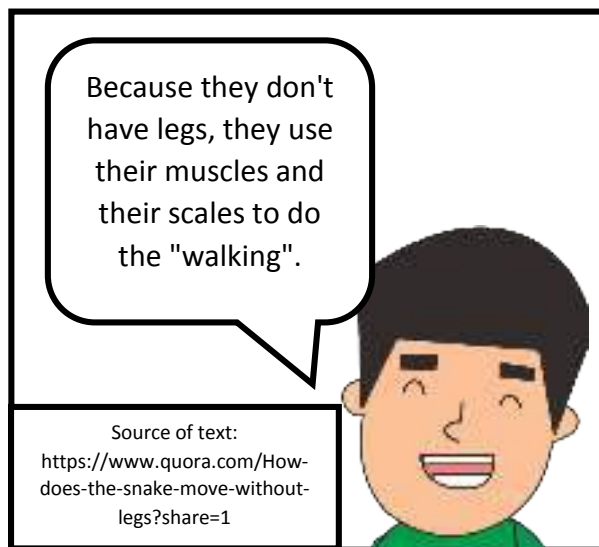


Source of text: <http://www.sciencekids.co.nz/sciencefacts/animals/turtle.html>

Turtles are reptiles. Like other reptiles, turtles are cold blooded.



Source of text: <http://www.sciencekids.co.nz/sciencefacts/animals/turtle.html>





Snakes are elongated, legless, carnivorous reptiles of the suborder Serpentes.



Source of text: <https://en.wikipedia.org/wiki/Snake>

Carnivorous reptiles? So, they eat meat?



Snakes eat their prey whole and are able to consume prey three times larger than the diameter of their head because their lower jaw can separate from the upper jaw.



Source of text: <https://defenders.org/snakes/basic-facts>

Yes, they are meat eaters. Snakes consume a variety of items including termites, rodents, birds, frogs, small deer and other reptiles.



Source of text: <https://defenders.org/snakes/basic-facts>

To keep prey from escaping, snakes have rear-facing teeth that hold their prey in their mouths.



Source of text: <https://defenders.org/snakes/basic-facts>

Snakes are found on every continent of the world except Antarctica.



Source of text: <https://defenders.org/snakes/basic-facts>

What is Antarctica?





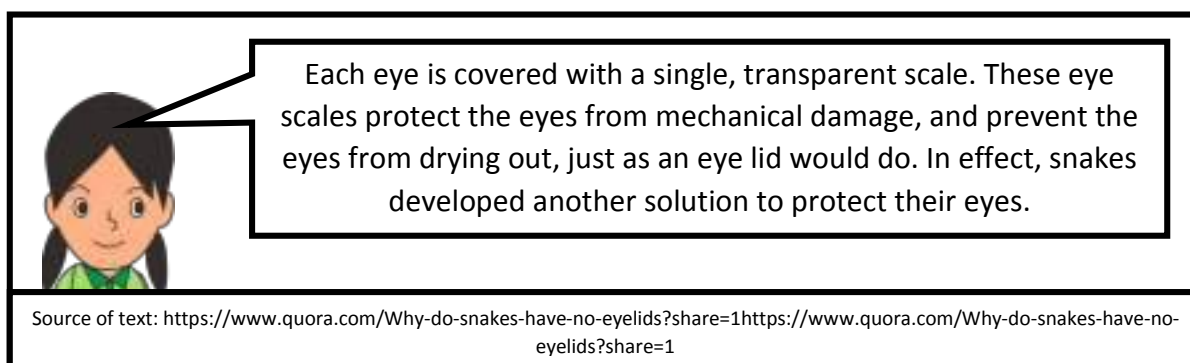
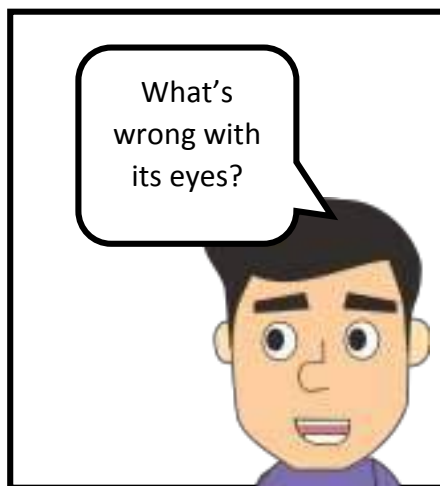




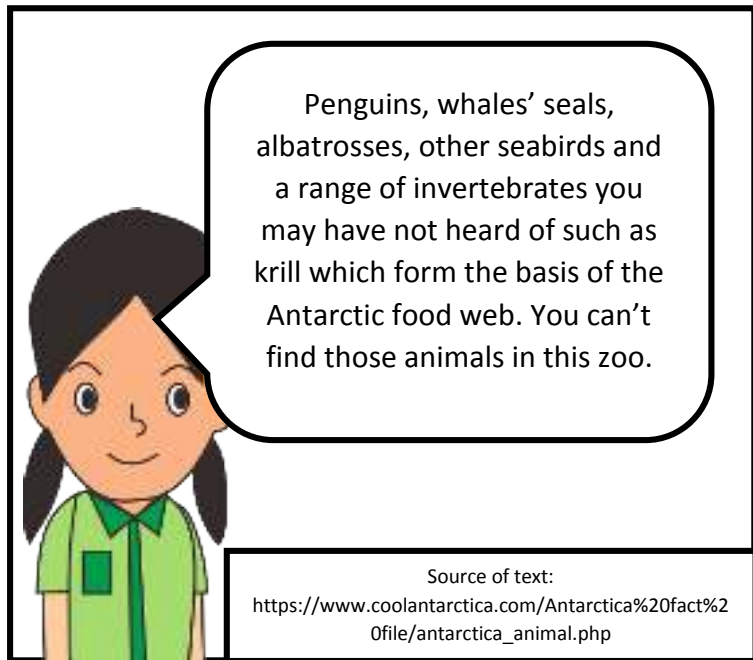
Antarctica is the coldest, windiest and driest continent, Antarctica contains 90 percent of all of the ice on Earth in an area just under one and a half times the size of the United States.




Source of text: <https://www.livescience.com/21677-antarctica-facts.html>

Is there any animal live in Antarctica?








Snake skin is smooth and dry. Snakes shed their skin a number of times a year in a process that usually lasts a few days.

Source of text:
<http://www.sciencekids.co.nz/sciencefacts/animals/snake.html>




Some sea snakes can breathe partially through their skin, allowing for longer dives underwater.

Source of text:
<http://www.sciencekids.co.nz/sciencefacts/animals/snake.html>




Is it clear enough?



Snakes have internal ears but not external ones. Snakes smell with their tongues.

Source of text: <http://www.sciencekids.co.nz/sciencefacts/animals/snake.html>




Yes, it is.




Do you have any question about snakes?



No, I think it's clear enough. Let's see another animal.




What animal do you want to see?




Maybe we should take a look at birds.



Good idea dad. I want to see eagles.




I want to see it too.



Yes, it is. Eagles are some of the largest birds. They are at the top of the food chain.

Source of text:
<https://onekindplanet.org/animal/eagle/>


With some species feeding on big prey like monkeys and sloths.



Source of text:
<https://onekindplanet.org/animal/eagle/>




How many species of eagle are there?



Eagles are birds of prey in the family Accipitridae; there are approximately 60 different species.

Source of text:
<https://onekindplanet.org/animal/eagle/>

The majority are found in Eurasia and Africa, with only 14 species found in other areas including North, Central and South America, and Australia.



Source of text:
<https://onekindplanet.org/animal/eagle/>

So, this is how eagles look like.
With the exception of some
vultures, eagles are generally
larger than other birds of prey.



Source of text:
<https://onekindplanet.org/animal/eagle/>

They have strong muscular legs, powerful
talons and large hooked beaks that enable
them to rip the flesh from their prey.



Source of text:
<https://onekindplanet.org/animal/eagle/>

Eagles have amazing eyesight and
can detect prey up to two miles
away.



Source of text:
<https://onekindplanet.org/animal/eagle/>

An eagle's vision is 4–5
times better than that of
a human. Eagle eyes are
angled 30 degrees away
from center of the face,
which gives eagles a
greater field of view.



Source of text:
<https://onekindplanet.org/animal/eagle/>

Oh wow.



Eagles can see five
basic colors to our
three, and can detect
UV light.




Source of text:
<https://onekindplanet.org/animal/eagle/>



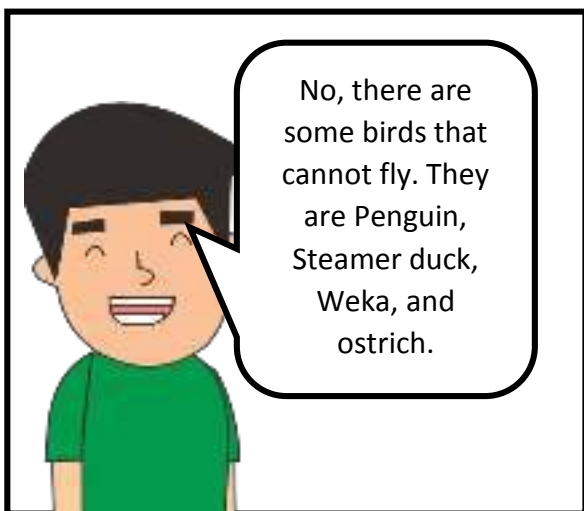

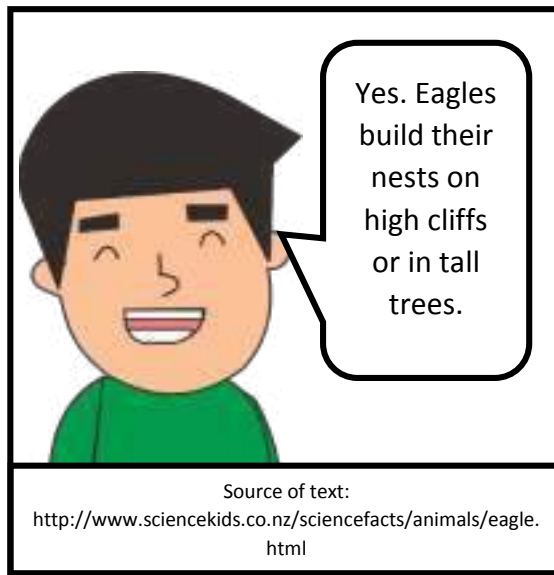
What do
eagles
eat?


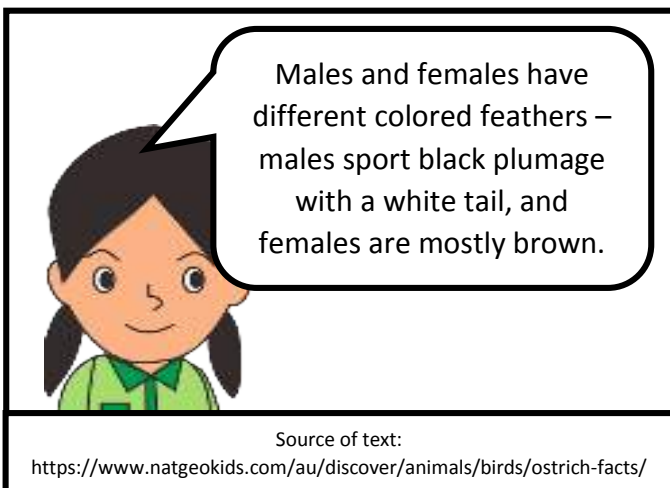


What eagles eat
depends upon
the species and
the food that is
available to them,
but they are all
carnivorous and
live on a diet of
meat and/or fish.



Source of text: <https://onekindplanet.org/animal/eagle/>





That's way they can't fly. They have small wings.



The ostrich might not be able to fly, but boy can it run! Using its long legs, powerful thighs and strong feet, this big bird can cover five meters in a single stride and reach speeds of over 70 km per hour.

Source of text:
<https://www.natgeokids.com/au/discover/animals/birds/ostrich->



With their tall height and excellent eyesight, these amazing creatures are great at spotting potential predators from far away.

What if the predators are too close to them?



If danger gets too close for comfort, the ostrich will often lie low to hide, stretching its neck along the ground.



Source of text:
<https://www.natgeokids.com/au/discover/animals/birds/>

What do the ostriches eat?



Its colored feathers help it to blend in with the sandy soil where it lives.



Source of text:
<https://www.natgeokids.com/au/discover/animals/birds/>

Ostriches are mainly vegetarian, eating roots, leaves, flowers and seeds.




Source of text:
<https://www.natgeokids.com/au/discover/animals/birds/ostrich-facts/>

But they will also eat insects, lizards and other small creatures, too.



Source of text:
<https://www.natgeokids.com/au/discover/animals/birds/ostrich-facts/>

Where we can find them? Where do they live?



They generally live in the vicinity of grazing animals such as wildebeest, antelopes and zebras, and together they form a great partnership.



Source of text:
<https://www.natgeokids.com/au/discover/animals/birds/ostrich-facts/>

How do they live?



Ostriches live in groups, called herds, generally made up of around 12 individuals.



Source of text:
<https://www.natgeokids.com/au/discover/animals/birds/ostrich-facts/>

Each group also has a dominant hen, she will only mate with the alpha male, but he may mate with other females in the herd as well.



Source of text:
<https://www.natgeokids.com/au/discover/animals/birds/ostrich-facts/>

Ostriches normally spend the winter months in pairs or alone and during breeding season



Source of text:
<https://www.natgeokids.com/au/discover/animals/birds/ostrich-facts/>

Males compete with one another for control of several females or hens, and the winner becomes the leader of the herd.



Source of text:
<https://www.natgeokids.com/au/discover/animals/birds/ostrich-facts/>

All of the herd's hens place their eggs in the dominant hen's 3M-wide nest, though her own are given the prominent centre place; each female can determine her own eggs amongst others.

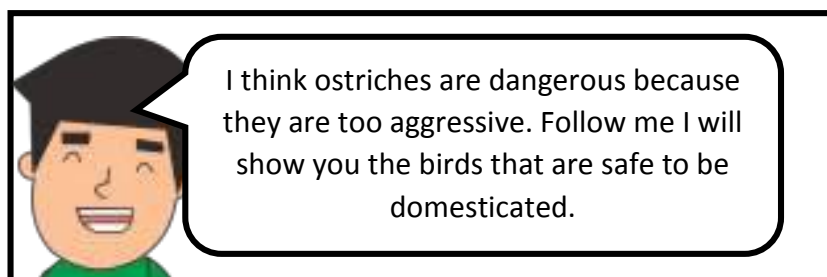
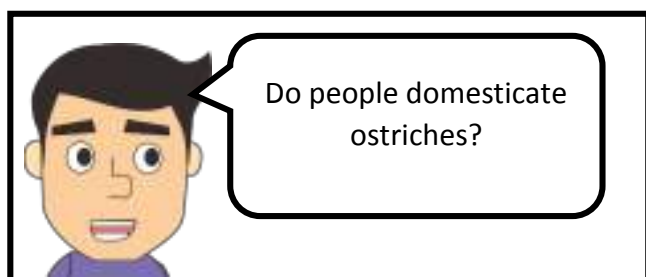
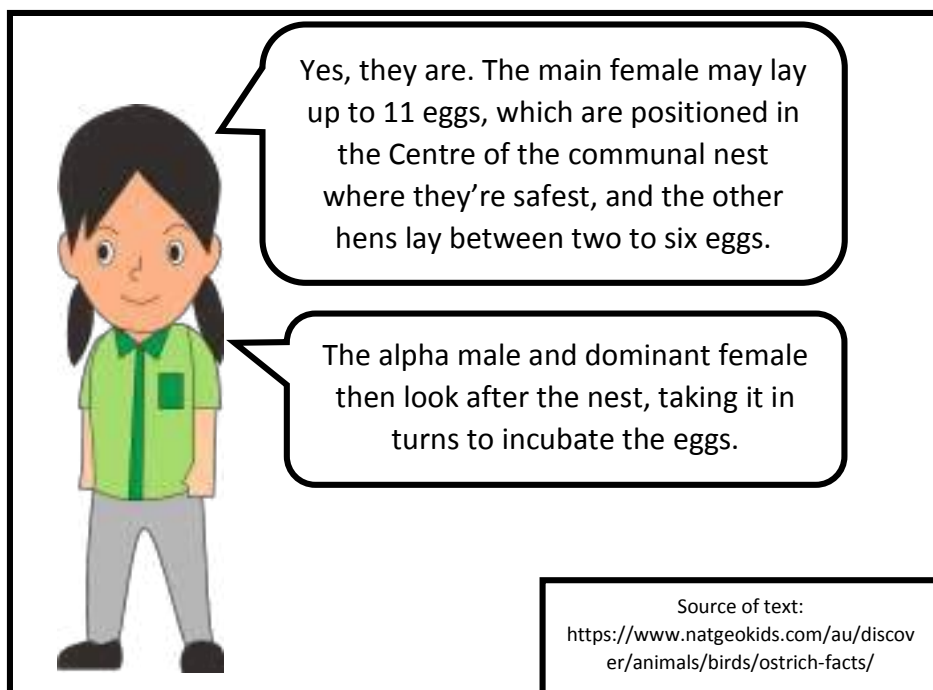
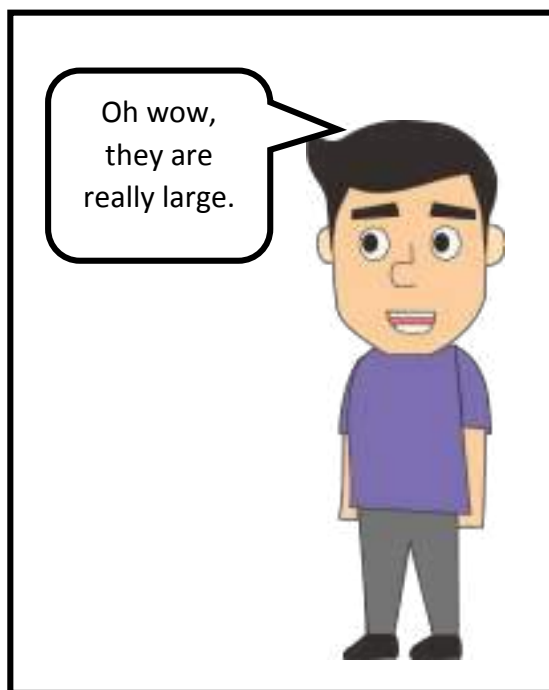
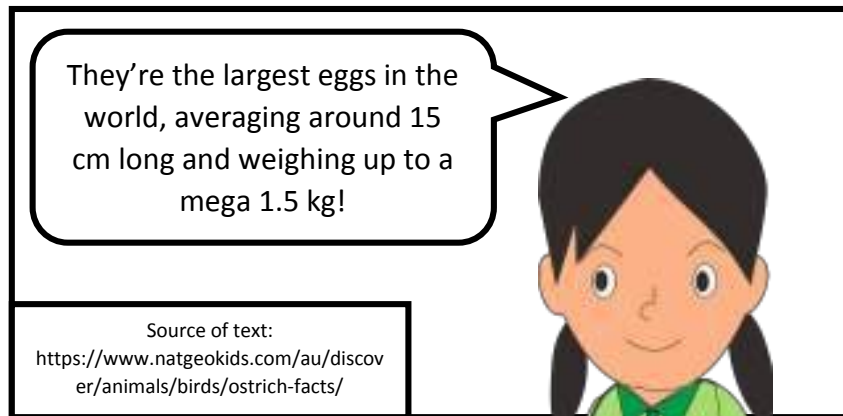
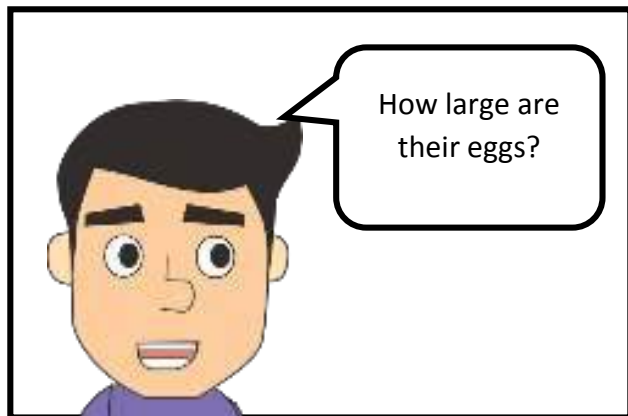
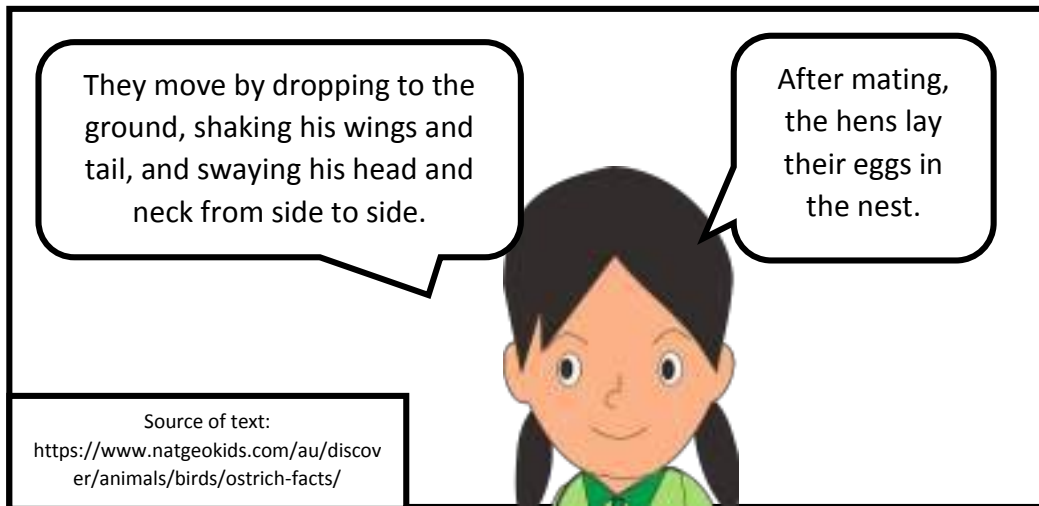




Source of text:
<https://onekindplanet.org/animal/ostrich/>


During breeding season, the alpha male makes a nest in the ground and attempts to attract females by, believe it or not, dancing!



Source of text:
<https://www.natgeokids.com/au/discover/animals/birds/ostrich-facts/>








Yeah, they're bright, funny, quirky, friendly, loving little balls of feathers-and they're entertaining, too.

Source of text: <https://organic.org/top-10-reasons-to-raise-chickens/>



So, what is the benefit of raising chicken?

Raising chickens allows you to have more control over the type of food you put on your table.




Source of text: <https://organic.org/top-10-reasons-to-raise-chickens/>

In other hand, chickens are so easy to care for. No walking, no pooper-scoopers, no grooming, no boarding when you go away; they won't scratch up your furniture or chew your favorite slippers.




Source of text: <https://organic.org/top-10-reasons-to-raise-chickens/>

Those chickens have wings, right? I think they are classified as birds.





Yes Edo, they are. Another animal that is classified as a bird is Duck.

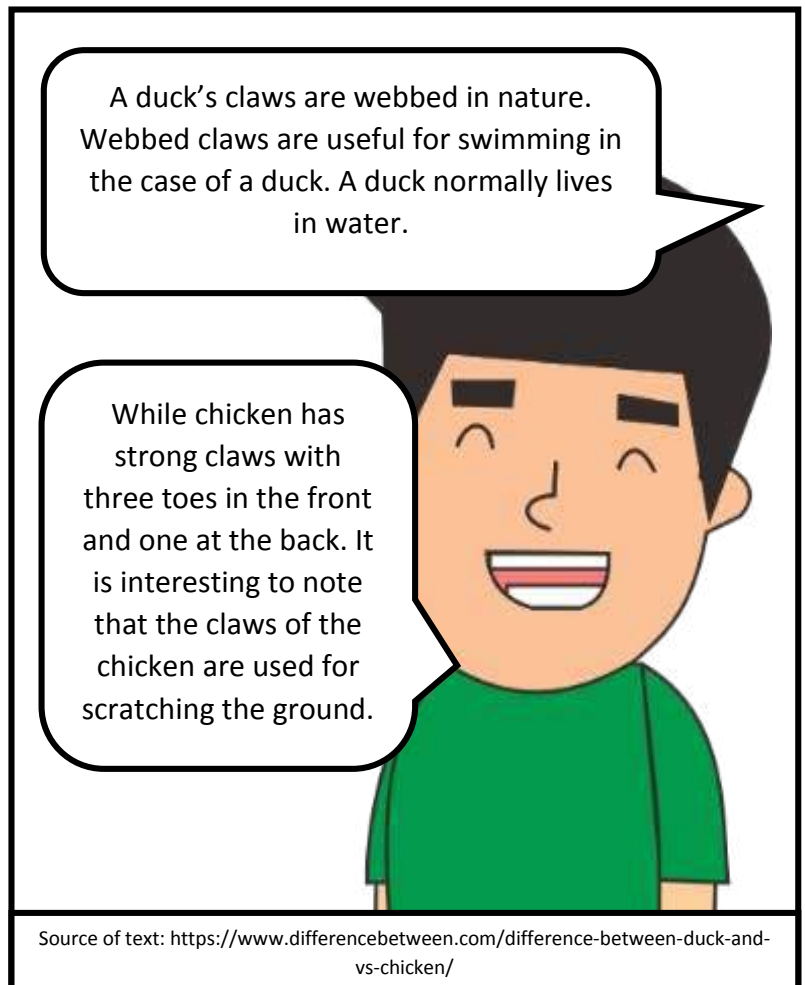
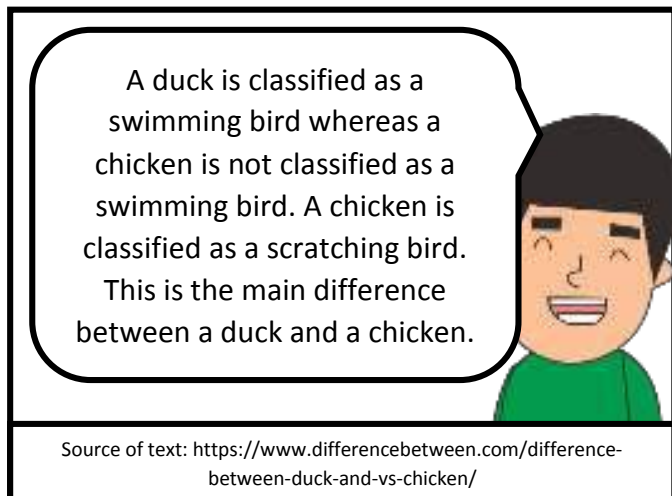
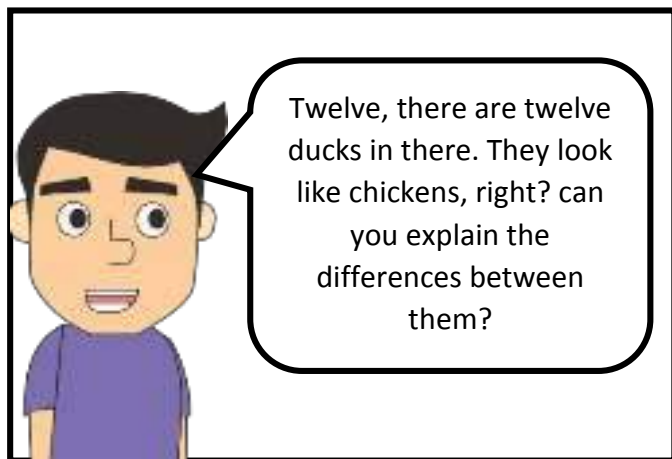



Duck? I know duck. It's a water bird with a broad blunt bill, short legs, webbed feet, and a waddling gait. Ducks can swim.

Source of text: <https://en.oxforddictionaries.com/definition/us/duck>



Yes, ducks can swim. Follow me I'll show you the ducks.




The beak of a duck is flat and broad when compared to a chicken. The beak of a duck is used to dig mud. On the other hand, the beak of a chicken is used to catch its prey.




Source of text: <https://www.differencebetween.com/difference-between-duck-and-vs-chicken/>

Why do humans raise ducks?




They produce tastier eggs, low-maintenance, ducks are relentless hunters of pests, including or, perhaps, especially slugs and snails, which can destroy your tomato plants and also, they're fun to watch.



Source of text: <http://blueridgemarketing.blogspot.com/2014/08/another-fun-pet-with-benefits->

Which one do you prefer? Chicken or duck?




Both. Why? Because I love both of their eggs.



Maybe I should taste ducks' eggs later.



Yeah, you should. Talking about chicken and duck, I remember about Pigeon. Pigeon is also classified as a bird.





Pigeon is a stout seed- or fruit-eating bird with a small head, short legs, and a cooing voice, typically having gray and white plumage.



Source of text: <https://www.encyclopedia.com/plants-and-animals/animals/vertebrate-zoology/pigeon>

It looks like dove but dove is a cute, peaceful and soft looking white bird while a pigeon is a feral and street bird that can be found in gray, blue, brown colors but not in white colors.





Source of text: <https://www.pestwiki.com/dove-pigeon-difference-types/>

I knew dove.




Maybe the things that make difference between them are their colors.







I don't really know much about dove and pigeon differences but I agree with you.



Why do people raise pigeons?




Second. some people raise the birds for food.




Pigeons make friendly pets and companions. There are many reasons that folks in urban areas raise these birds. First, it's fun to have pets you can watch fly. These homing pigeons return to their home (hence the name) if they are well cared for.

Source of text: <https://www.quora.com/Why-do-some-people-raise-pigeons-on-rooftops-in-cities>


Source of text:
<https://www.quora.com/Why-do-some-people-raise-pigeons-on-rooftops-in-cities>




Budi, what time is it?



It is one o'clock in the afternoon dad.



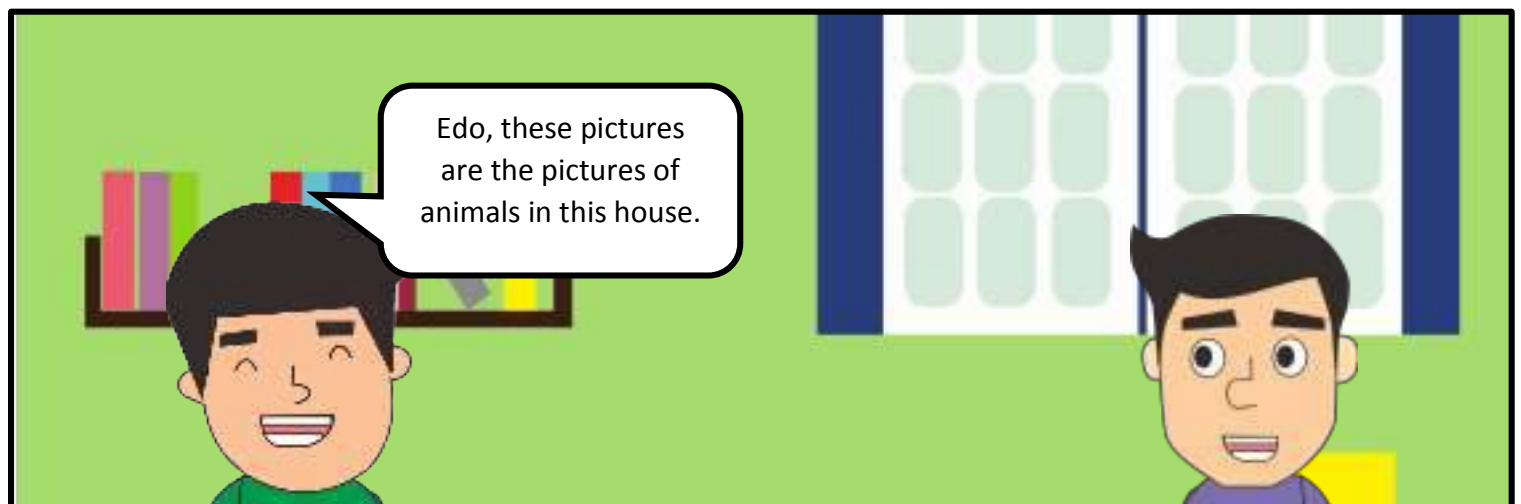

There are still many animals in this zoo but we must go home now. Aren't you hungry? I'm starving. In other side we must go praying.

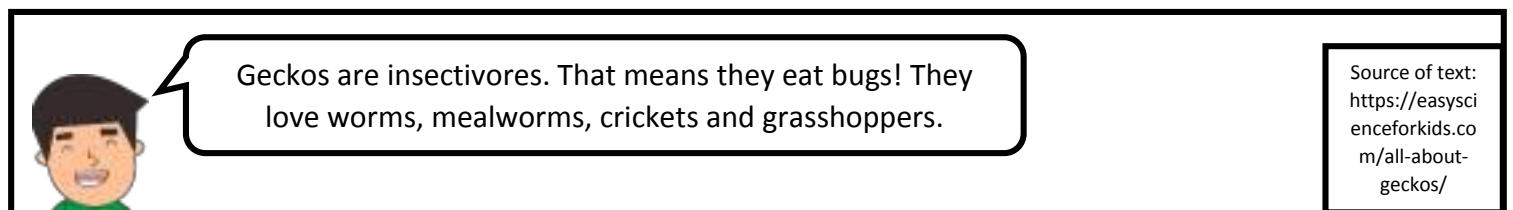
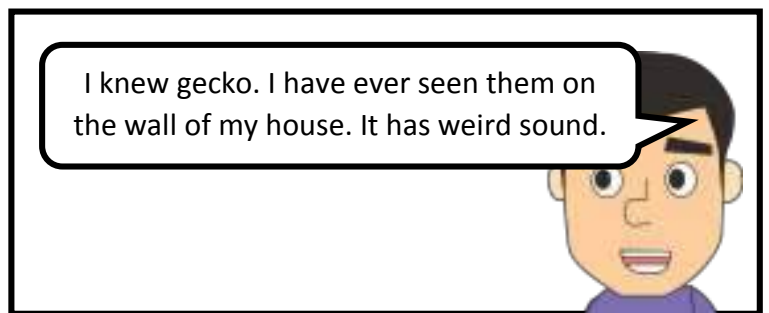






Okay, I'm starving too. Let's go home Edo. We can still find animals in my house.



Okay.





Geckos also have excellent eyesight. Most geckos cannot blink, but they often lick their eyes to keep them clean and moist.



<https://easyscienceforkids.com/all-about-geckos/>

That's cool!

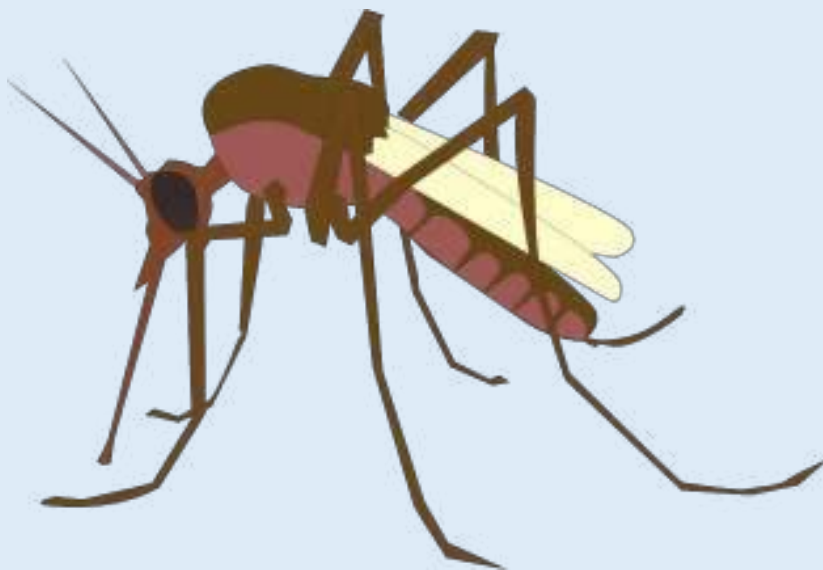
Okay. Now let's see the next picture. **Do you know what animal is this?**



Okay. I'm curious what animal is it.



This animal always bites you at night.




Mosquito

This is a mosquito.




You are right.






We usually say, "I have been bitten by a mosquito", but this is not completely true. Mosquitoes do not bite.

Source of text: <https://pestworldforkids.org/pest-guide/mosquitoes/>




To get to the blood, they pierce our skin with their "proboscis" and suck our blood.

Source of text: <https://pestworldforkids.org/pest-guide/mosquitoes/>




How do they get the blood then?




They do not have teeth. Mosquitoes have a long tube attached to their mouth, which is designed like a hollow needle called a proboscis.

Source of text: <https://rajamuzafarali.wordpress.com/2017/11/29/do-mosquitoes-have-teeth/>




Mosquitoes are busiest at night and will fly up to 14 miles for a blood meal. They hunt for food by detecting body heat and Carbon Dioxide, the gas we breathe out.

Source of text: <https://pestworldforkids.org/pest-guide/mosquitoes/>




Female mosquitoes tend to lay their eggs in stagnant water, even very shallow puddles are suitable.

Source of text; <http://sciencekids.co.nz/sciencefacts/animals/mosquito.html>


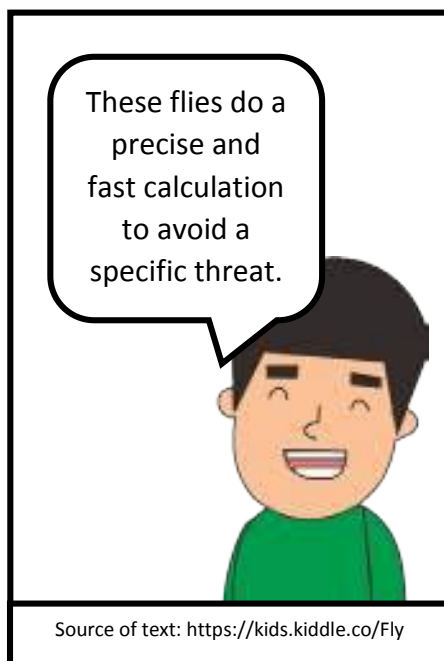
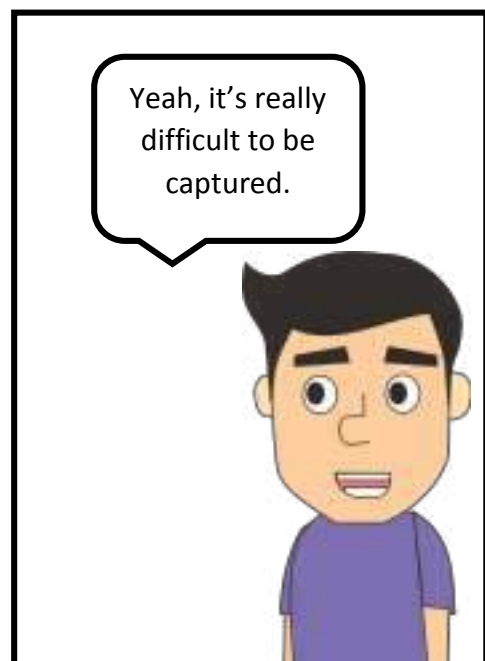
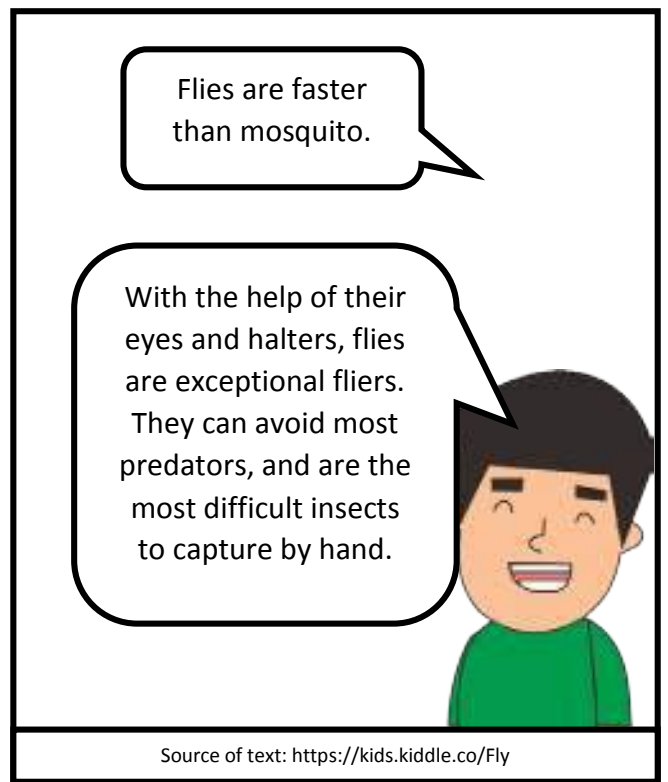






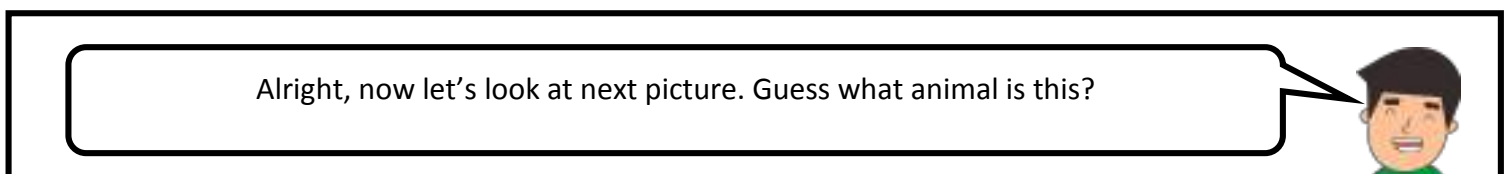
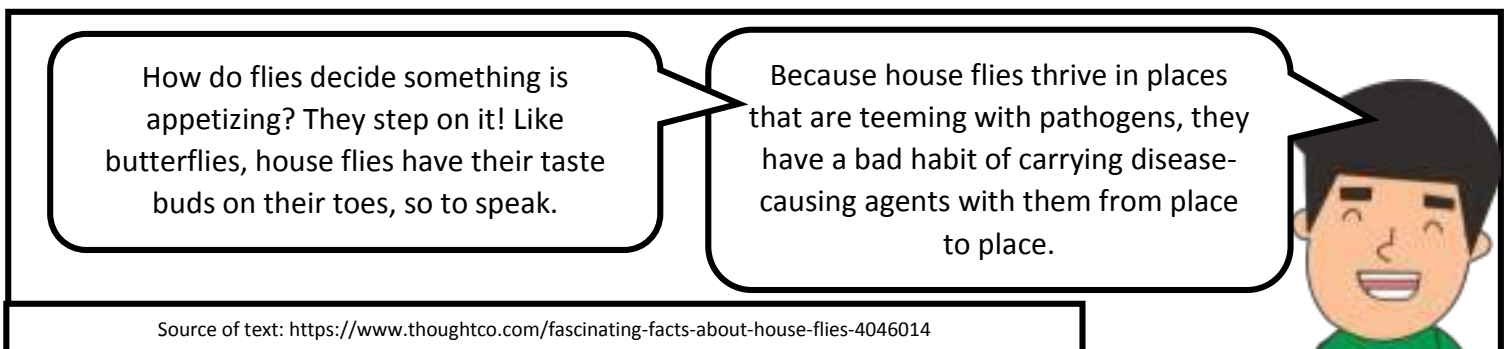



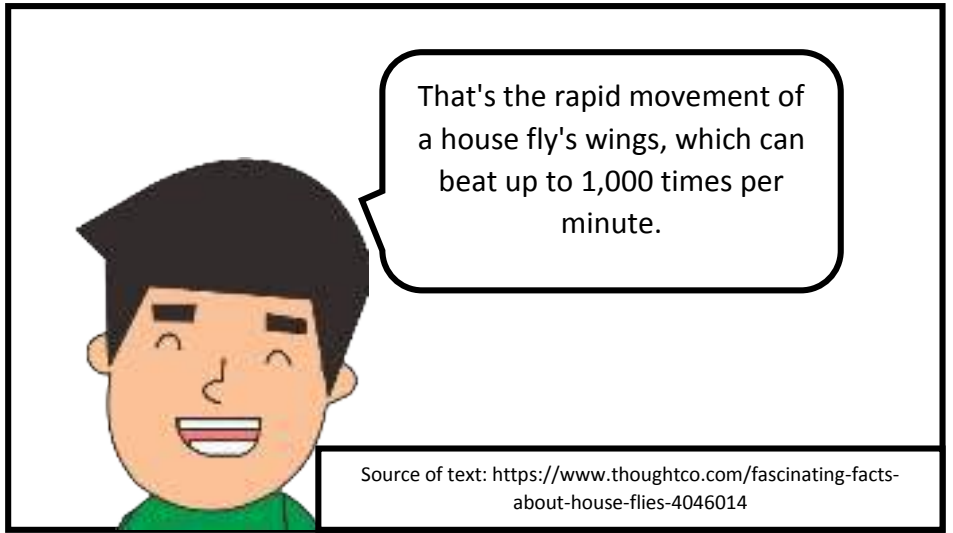

Some mosquito can fly for up to four hours continuously at 1 - 2 km/h they are however one of the slowest flying insects.

Source of text; <http://sciencekids.co.nz/sciencefacts/animals/mosquito.html>



How long can they fly?







Bee

I do not know what animal is this.



It is called bee.



Bees fly from flower to flower, sipping nectar and collecting grains of pollen.



Source of text: <https://kids.sandiegozoo.org/animals/bee>

Many plants depend on bees to spread pollen, helping them to reproduce.



Source of text: <https://kids.sandiegozoo.org/animals/bee>

Bees have a special tongue that sucks up the nectar and a crop in their throat for storing it until they get back to the hive, where it is turned into honey to use as food.



Source of text: <https://kids.sandiegozoo.org/animals/bee>

Flowers that attract bees are usually yellow, blue, or purple.



Source of text: <https://kids.sandiegozoo.org/animals/bee>

Most bees live together in colonies. A colony has a queen, many worker bees, all females and male bees.



Source of text: prettyincrediblegirls.weebly.com/uploads/2/0/0/1/20013461/bee-facts-for-kids.pdf

Each worker of bee has a job to do.



What kind of job?



Queen: One queen runs the whole hive. Her job is to lay the eggs that will spawn the hive's next generation of bees.



Source of text:
<https://www.natgeokids.com/za/discover/animals/insects/honey-bees/>

Workers: these are all female and their roles are to forage for food (pollen and nectar from flowers), build and protect the hive, clean and circulate air by beating their wings.



Source of text:
<https://www.natgeokids.com/za/discover/animals/insects/honey-bees/>

Drones: These are the male bees, and their purpose is to mate with the new queen. Several hundred live in each hive during the spring and summer.



Source of text:
<https://www.natgeokids.com/za/discover/animals/insects/honey-bees/>

If the queen bee dies, workers will create a new queen by selecting a young larva.



Source of text:
<https://www.natgeokids.com/za/discover/animals/insects/honey-bees/>

The bees keep their comb very tidy. They clean the combs and throw away the garbage so that it remains healthy.



Source of text: <https://www.itsybitsyfun.com/bee-facts-for-kids.html>

Oh, I see.



Let's see another animal picture then.





Caterpillar

This is a **caterpillar**, have you ever seen it before?




Yes, I have ever seen it in my yard. But I do not know much about it.



Before I tell you more about caterpillar. You need to know about this animal too.



What animal?




Butterfly

Oh, I knew this animal. **This is a butterfly.**



Yeah you are right.






You may have seen caterpillars in your yard. A caterpillar is the very beginning of a moth or a butterfly's life cycle.

Source of text:
<https://study.com/academy/lesson/facts-about-caterpillars-lesson-for-kids.html>

Caterpillars are a kind of animal called an insect.



Source of text:
<https://study.com/academy/lesson/facts-about-caterpillars-lesson-for-kids.html>

Most caterpillars are herbivores. This means that they only eat plants, including the leaves and the fruit.




Source of text:
<https://study.com/academy/lesson/facts-about-caterpillars-lesson-for-kids.html>

The life cycle of a butterfly has 4 steps: eggs, caterpillar (a.k.a. larva), pupa, adult.




Source of text:
<https://preschoolinspirations.com/fun-butterfly-facts-for-kids/>

Most female butterflies lay their eggs on the kinds of plants their caterpillars will want to eat.




Source of text:
<https://preschoolinspirations.com/fun-butterfly-facts-for-kids/>

Caterpillars usually begin by eating their own egg shell.

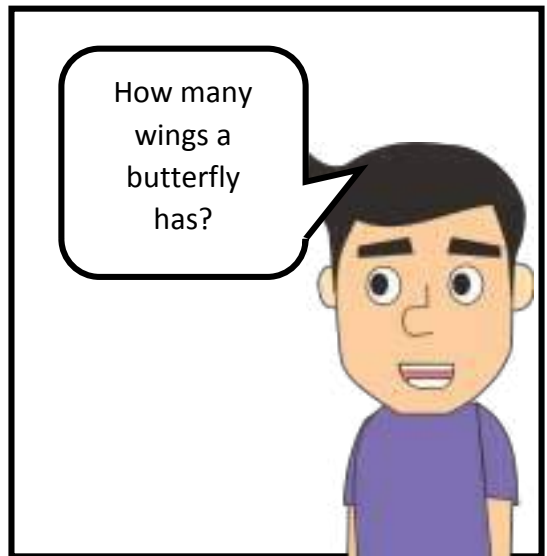
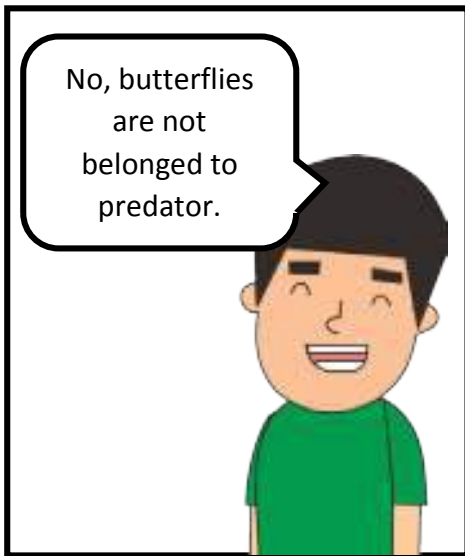

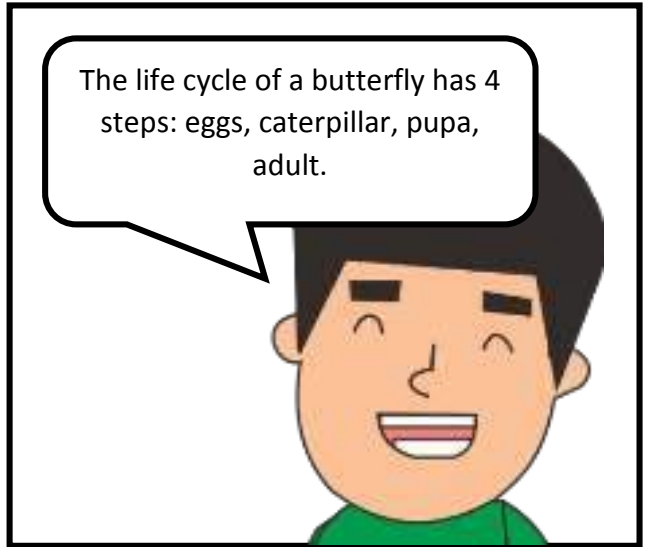
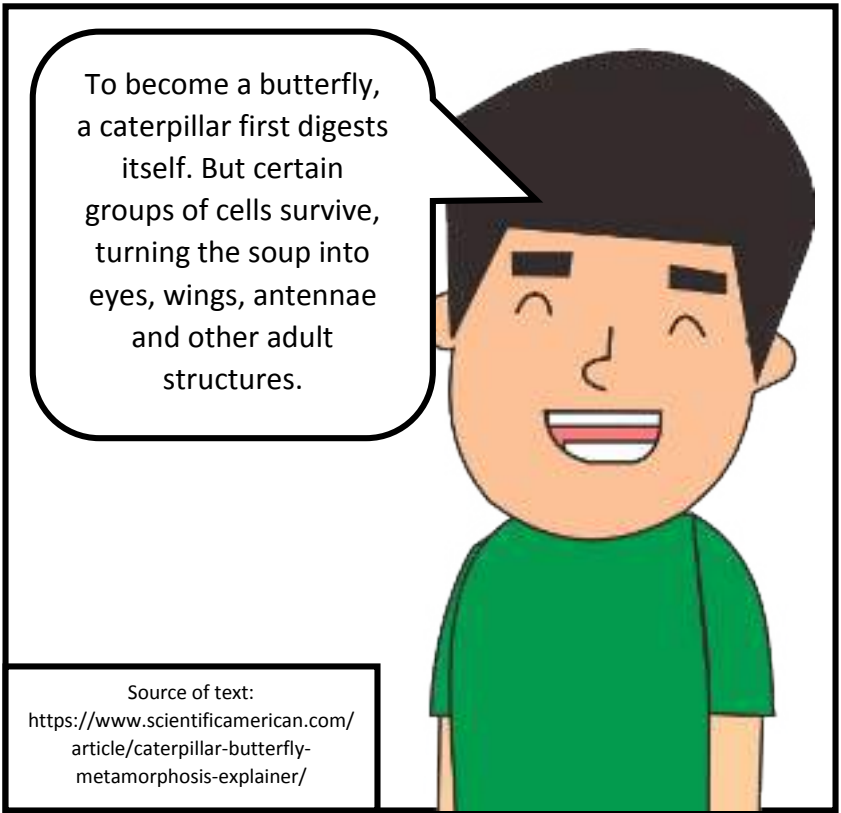

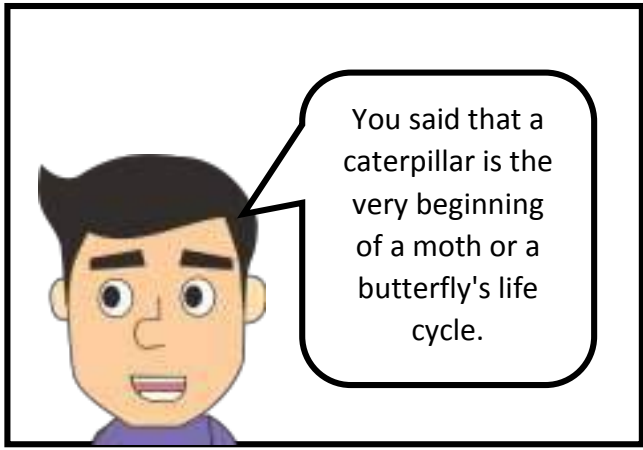



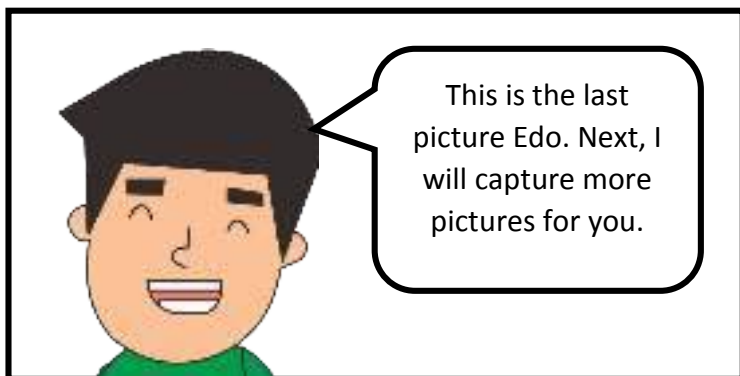
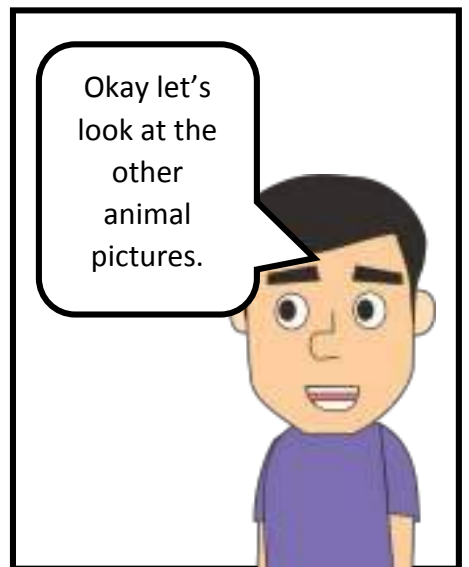

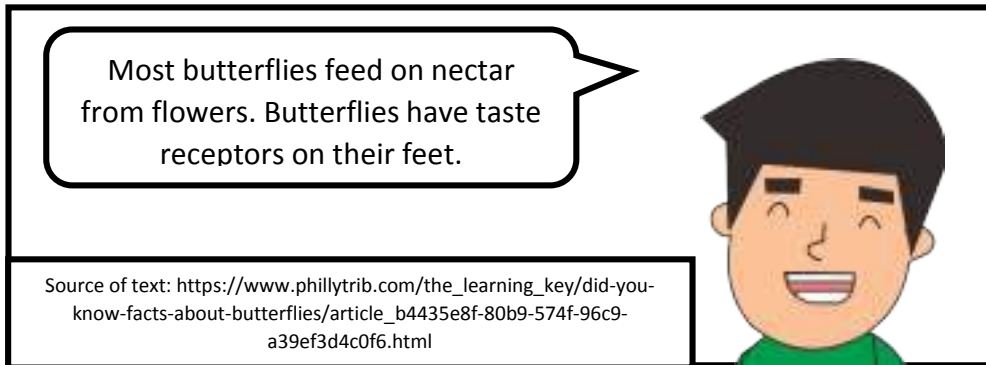

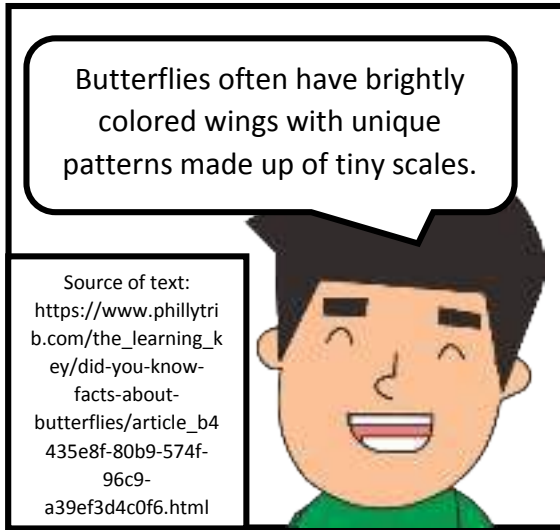
Source of text:
<https://preschoolinspirations.com/fun-butterfly-facts-for-kids/>

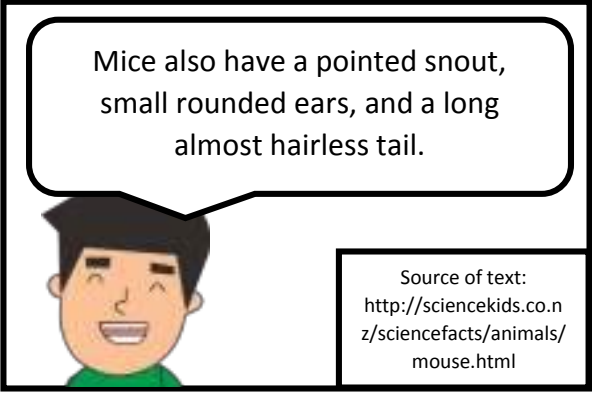



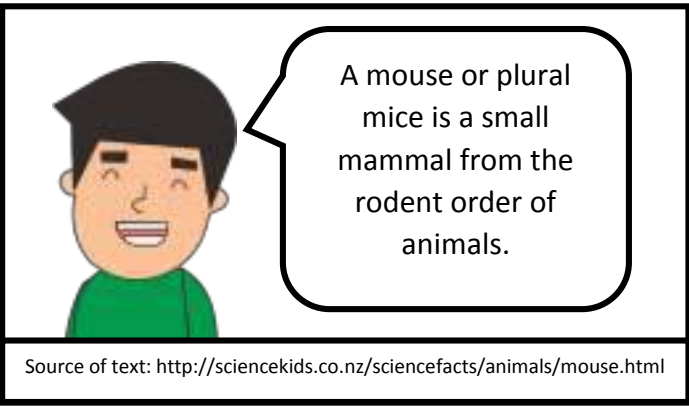



As it eats, and eats, and eats the caterpillar grows.




Source of text:
<https://preschoolinspirations.com/fun-butterfly-facts-for-kids/>











Mice have poor eyesight but make up for this with their very good hearing and smell.

Source of text:
<http://sciencekids.co.nz/sciencefacts/animals/mouse.html>




Are mice predators?




No. mice are herbivores that eat all kinds of fruit and grains from plant.

Source of text:
<http://sciencekids.co.nz/sciencefacts/animals/mouse.html>



Mice have a number of predators including cats, wild dogs, foxes, birds of prey, and snakes.

Source of text:
<http://sciencekids.co.nz/sciencefacts/animals/mouse.html>



Mouse eats 15 - 20 times a day. Therefore, they usually build their homes close to food sources, tending to only travel up to 8 m from their burrows to find food.

Source of text: <http://sciencekids.co.nz/sciencefacts/animals/mouse.html>




How do mice live?







Mice typically make a burrow underground if they live out in the wild. Their burrow helps protect them from predators.





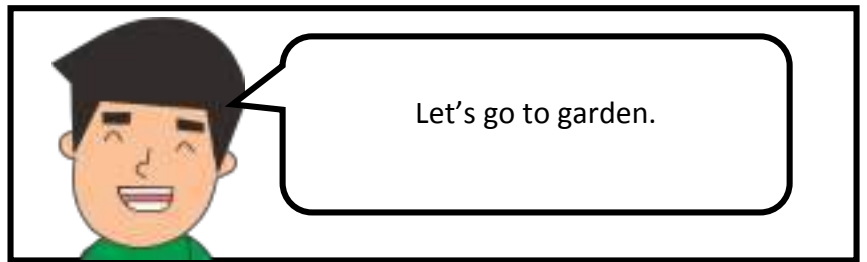
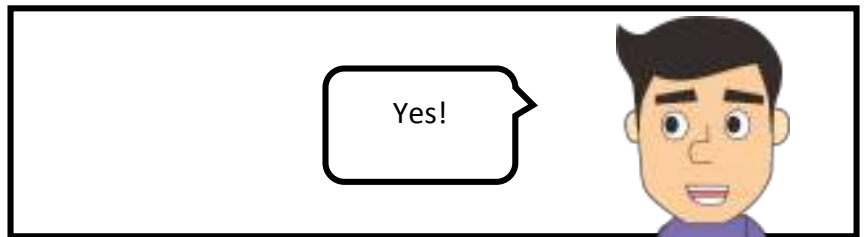

Source of text:
<http://sciencekids.co.nz/sciencefacts/animals/mouse.html>




They like to sleep during the day. This is why pet mice or house mice can be heard playing or foraging during the night.

Source of text:
<http://sciencekids.co.nz/sciencefacts/animals/mouse.html>









Ladybugs are very helpful to a garden as they eat aphids and mites, which are bugs that are harmful to plants.

Source of text:
<https://preschoolinspirations.com/ladybug-facts-for-kids/>



Notice at its bright color. A ladybug's bright colors warn predators to stay away.

Source of text:
<https://greenair.co.za/2017/02/19/ladybug-fun-facts/>




Insect-eating birds and other animals learn to avoid meals that come in red and black, and are more likely to steer clear of a ladybug lunch.

Source of text: <https://www.thoughtco.com/fascinating-facts-about-ladybugs-1968120>




To help defend themselves, ladybugs play dead. They also can release a yellow fluid that other bugs find stinky.


Source of text: <https://www.thoughtco.com/fascinating-facts-about-ladybugs-1968120>



Can the ladybug fly?




Yes, it can. The ladybug can fly.



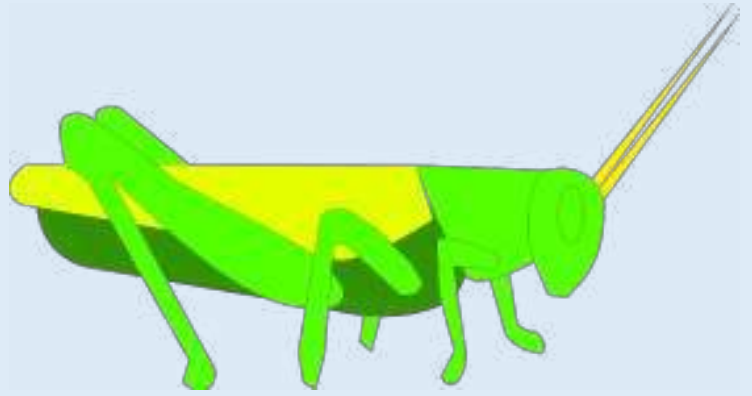
Look at the ladybug wings. There are two sets of wings. The outer set is the hard shell for protection, and the inner set are what it uses to fly.

Source of text: <https://preschoolinspirations.com/ladybug-facts-for-kids/>



Oh, I see. I can see those wings.

That's all I know about ladybug. Now let's find another animal.



Grasshopper

Okay.



Is that a grasshopper?




Yes, it is. A Grasshopper is an amazing insect that can leap 20 times the length of its own body.




Source of text: <https://animalcorner.co.uk/animals/grasshopper/>

Grasshoppers can both jump and fly and they can reach a speed of 8 miles per hour when flying. There are about 18,000 different species of grasshoppers.



Source of text: <https://animalcorner.co.uk/animals/grasshopper/>

Grasshoppers have two antennae, 6 legs, two pairs of wings and small little pinchers to tear off food such as grasses, leaves and cereal crops.




Source of text: <http://sciencekids.co.nz/sciencefacts/animals/grasshopper.html>


What is the usage of the antennas?



Oh, I see. do grasshoppers always have green colors?



Color of the body provides camouflage and it depends on the habitat. Grasshopper can be green, brown, grayish and ochre in color.



They serve as sensory organ which detects various stimuli from the environment.



Source of text:
http://www.softschools.com/facts/animals/grasshopper_facts/584/

Source of text:
http://www.softschools.com/facts/animals/grasshopper_facts/584/

What is grasshopper's meal?



It is based on various plants. They prefer different types of grass and flowering plants.



Source of text:
http://www.softschools.com/facts/animals/grasshopper_facts/584/

Grasshoppers have big appetite. Daily intake of food overcomes grasshopper's body weight two times.



Are grasshoppers hunted by other animals?



Main predators of grasshoppers are monkeys, birds, lizards, snakes, rodents and large insects. Grasshoppers are consumed as delicacy in various parts of the world.



Source of text:
http://www.softschools.com/facts/animals/grasshopper_facts/584/

Source of text:
http://www.softschools.com/facts/animals/grasshopper_facts/584/

Wait, can you hear it?

Grasshoppers produce songs by rubbing their legs with wings. Songs are used to attract females.

Source of text:
http://www.softschools.com/facts/animals/grasshopper_facts/

Have you ever seen any cricket?

Yeah, I knew cricket. Grasshoppers and cricket look alike. What is the difference between them?

Both insects can produce sounds through rubbing, or stridulate.

Source of text:
<https://www.reference.com/pets-animals/difference-between-grasshopper-cricket->

But crickets are often shorter compared to the grasshopper.

Source of text: <https://www.reference.com/pets-animals/difference-between-grasshopper-cricket-54aaf6b3dcb4da00>

Are crickets domesticated by human?

Yes, crickets can produce sounds through rubbing, or stridulate right? Initially, crickets were kept for their "songs".



Source of text: <https://www.revolvy.com/page/Mole-cricket>


But I think I will never keep them as pets because I prefer to see them free.



Oh. I think you are right. It is better letting them free.



Alright, now I will show you a unique animal that can fly. It is called dragonfly.



Dragonfly

Okay, where is it?



Oh wow. This animal is so charming. Do dragonflies bite?



Of all the flying insects, dragonflies just might be the most charming.




Source of text: <https://easyscienceforkids.com/all-about-dragonflies/>

They don't sting or bite. They don't carry diseases or germs.




Source of text: <https://easyscienceforkids.com/all-about-dragonflies/>



They have bright colors and an amazing way of flying.

Source of text: <https://easyscienceforkids.com/all-about-dragonflies/>




Dragonflies have sharp teeth. They are fierce hunters. Some dragonflies float over the water like hawks looking for prey.

Source of text: <https://easyscienceforkids.com/all-about-dragonflies/>



Others dart about grabbing prey quickly. Dragonflies catch insects with their feet. They are expert hunters.

Source of text: <https://easyscienceforkids.com/all-about-dragonflies/>




What animal that dragonflies eat?



A dragonfly can eat hundreds of mosquitoes in a single day.

Source of text: <https://easyscienceforkids.com/all-about-dragonflies/>



Oh wow, really?




Yeah, and also, Dragonflies can fly straight up and down and side to side.

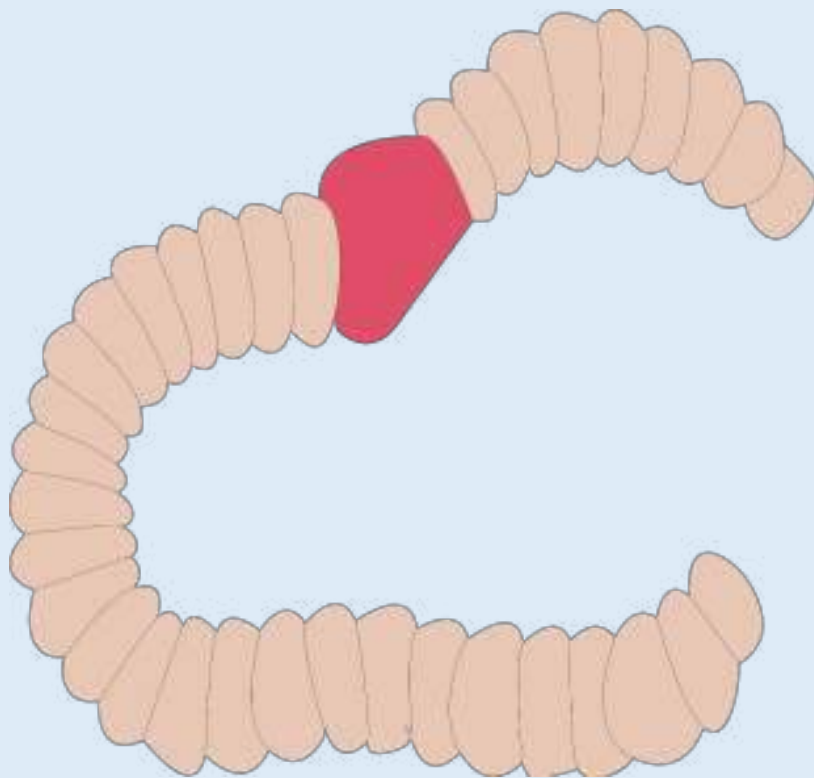
Source of text: <https://easyscienceforkids.com/all-about-dragonflies/>



Oh, is it like a helicopter?




Oh ha-ha, yes, it is. There is one more animal I want to show you. Follow me.




Earthworm

This is an earthworm.



Earthworm? Uh, It's gross. What kind of animal is it?



Earthworms might seem gross. But believe it or not, worms are actually very helpful creatures in a lot of ways.

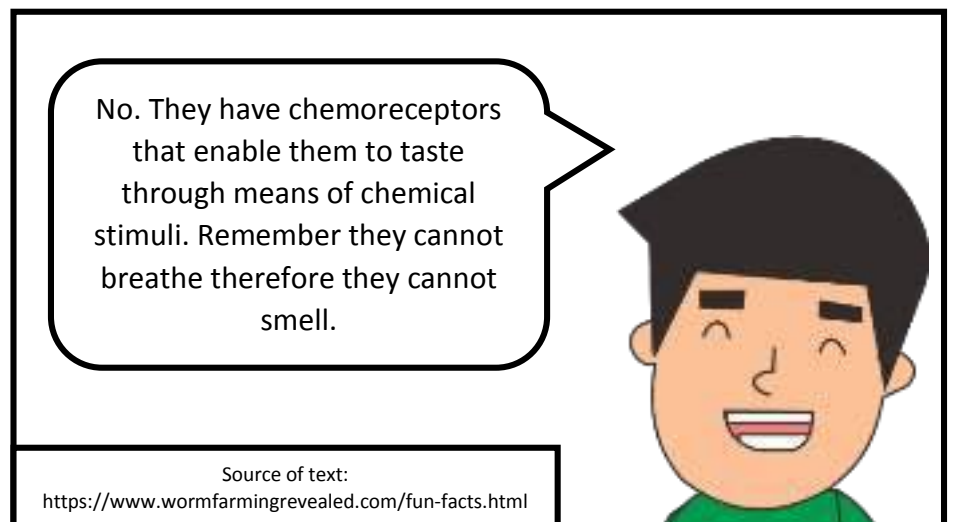

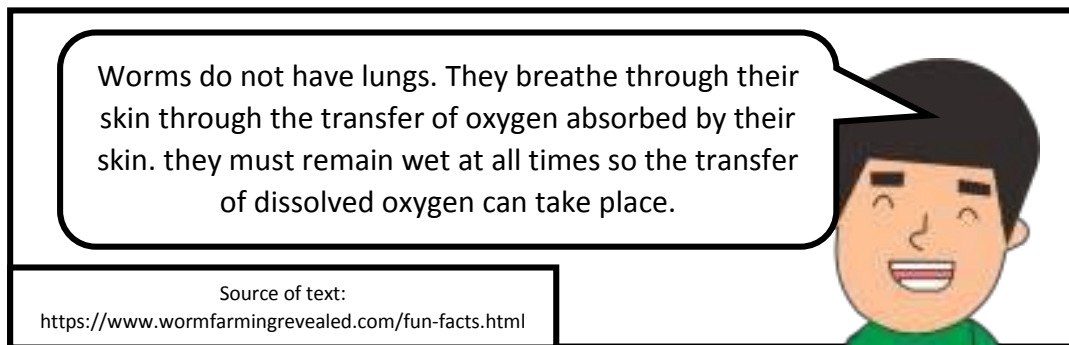

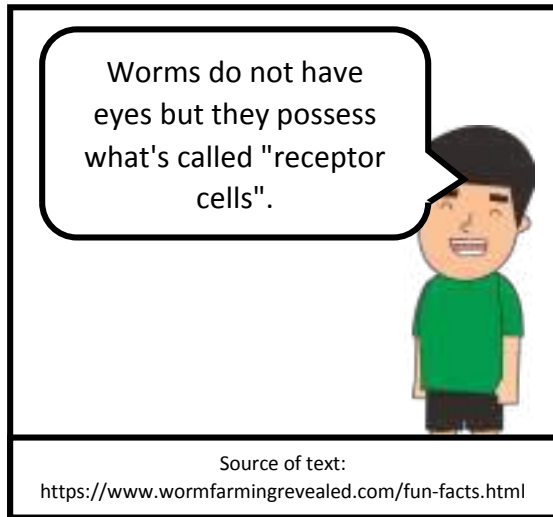


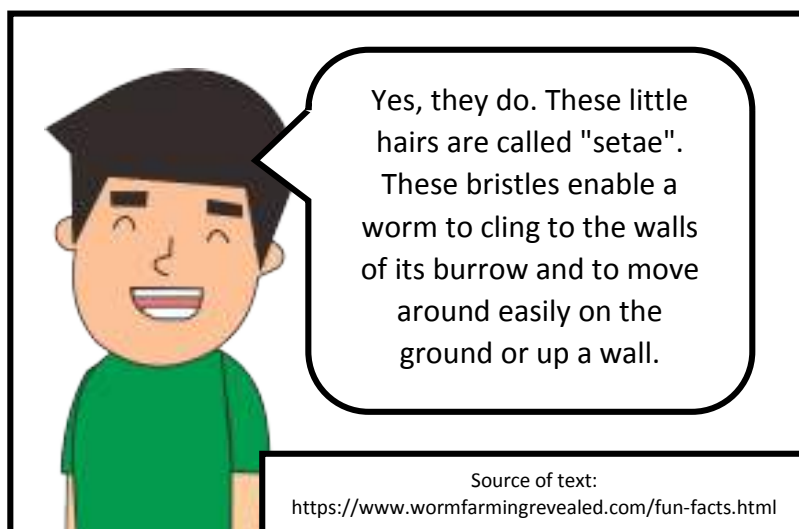
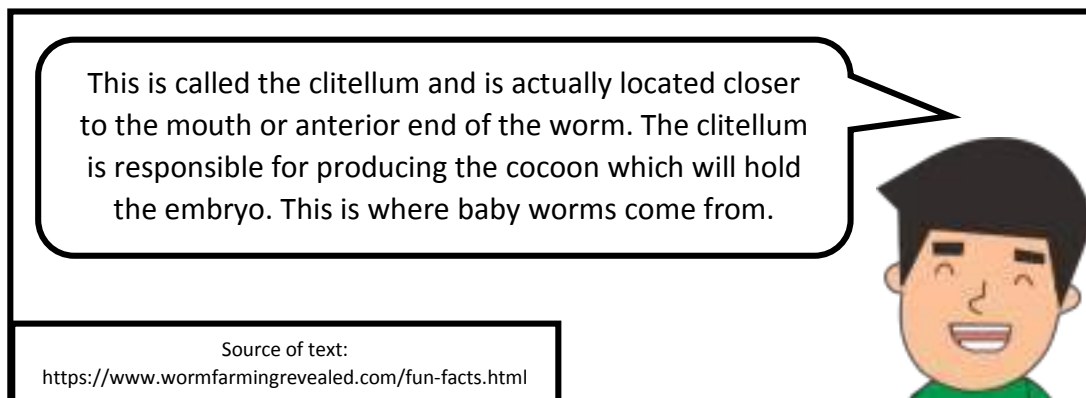

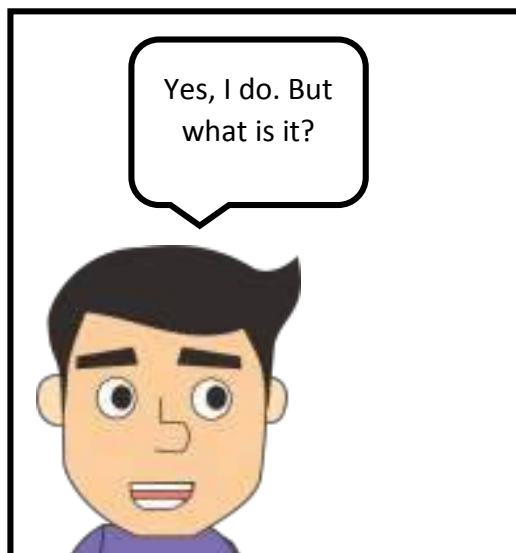
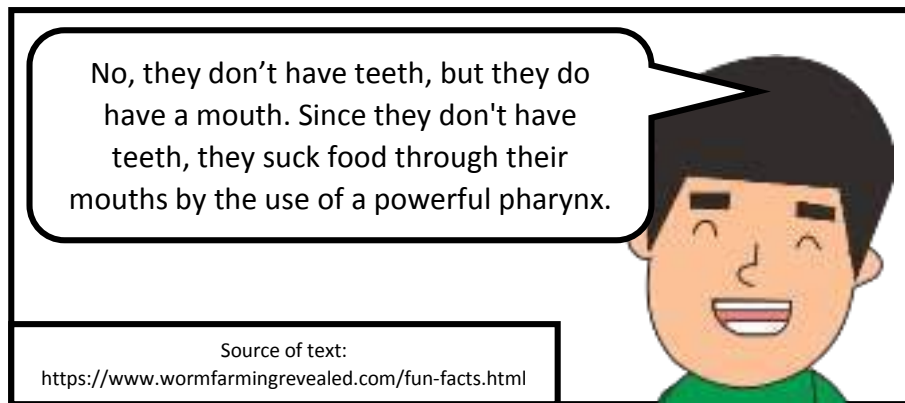
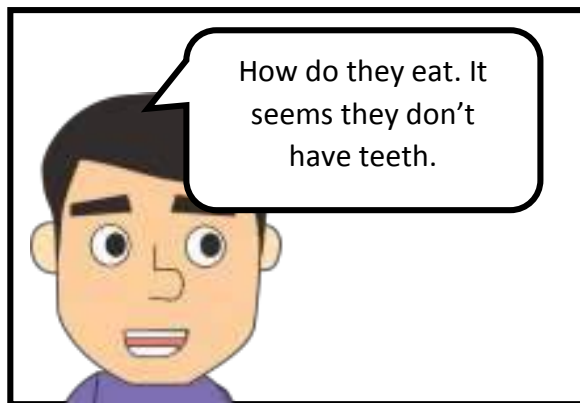
Source of text: <https://navajocodetalkers.org/38-earthworm-facts-for-kids/>

Worms play an important role in creating rich soil that plants feed on to help them grow strong and bear lots of fruit.



Source of text: <https://www.wormfarmingrevealed.com/fun-facts.html>





Okay Edo, but before you go home, I want to give this table for you.



Thank you again?



No	Animals' Name	No	Animals' Name
1.	Cat	26.	Crocodile
2.	Goat	27.	Alligator
3.	Cow	28.	Turtle
4.	Buffalo	29.	Snake
5.	Ox	30.	Eagle
6.	Horse	31.	Ostrich
7.	Donkey	32.	Chicken
8.	Zebra	33.	Duck
9.	Sheep	34.	Pigeon
10.	Camel	35.	Dove
11.	Giraffe	36.	Gecko
12.	Pig	37.	Mosquito
13.	Elephant	38.	Fly
14.	Deer	39.	Bee
15.	Monkey	40.	Caterpillar
16.	Kangaroo	41.	Butterfly
17.	Dog	42.	Mouse
18.	Wolf	43.	Rat
19.	Lion	44.	Ladybug
20.	Tiger	45..	Grasshoper
21.	Bear	46.	Cricket
22.	Panda	47.	DragonFly
23.	Rhinoceros	48.	Earthworm
24.	Hippopotamus		
25.	Hyena		

Audio
110


This is a list of animals that we have learnt today? Look! there are 48 animals we have learnt. Do you remember all of them?

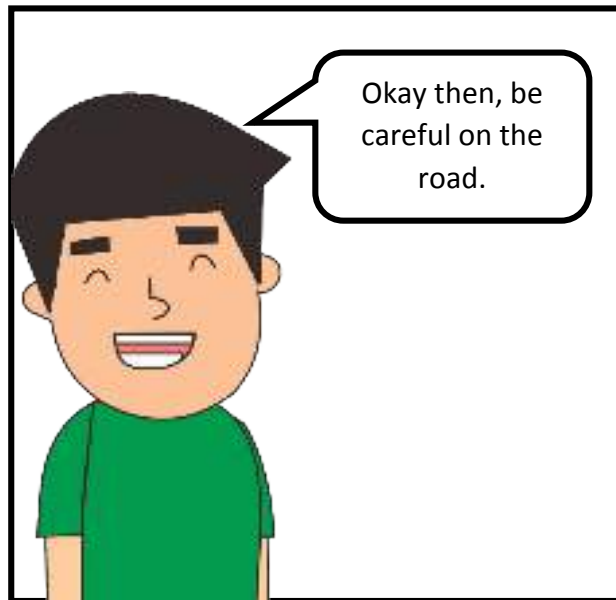


Nope. How can I remember all of them?

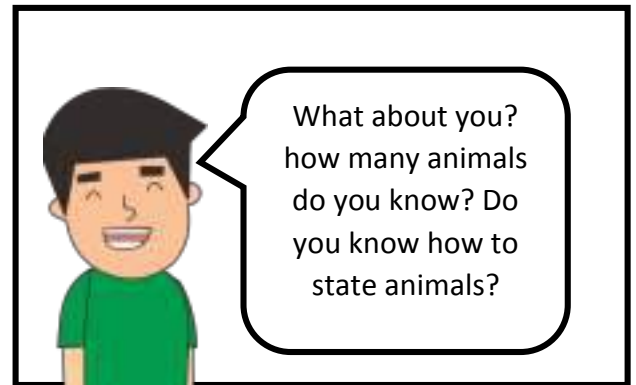


Don't worry, that's why I made this small table for you. What you need to do is listen to audio, then you repeat after it. Read the names of animals loudly, carefully and correctly. Practice to pronounce them by doing a drill every day.





ASSOCIATING




Find out what kind of animals that Edo has learnt.





After you know it, listen to the audio and write down the correct number in the box provided.


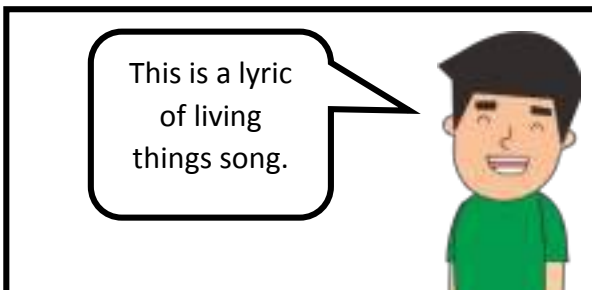

Task 125 Listen to the audio and write down the correct numbers in the boxes which are provided!

3



Audio
111





Task 126 Complete the missing lyrics of this song!


Audio
112

Living things grow
 Living things have cells
 Living things need air
 Living things need nutrients
 Living things need water
 Living things reproduce
 Now I'll say some living things
 You show me how it goes
 A _____ (1) is a living thing
 Show me how it goes
 Run, run, run fast
 A cheetah is a living thing
 A _____ (2) is a living thing
 Show me how it goes
 Grow, grow, grow strong
 A flower is a living thing
 An _____ (3) is a living thing
 Show me how it goes
 Fly, fly, fly so high
 An Eagle is a living thing
 A cheetah is a living thing
 Show me how it goes
 Run, run, run fast
 A cheetah is a living thing


Source of song:

<https://www.youtube.com/watch?v=tzN299RpJHA>

Living things grow
 Living things have cells
 Living things need air
 Living things need nutrients
 Living things need water
 Living things reproduce
 Now I'll say some living things
 You show me how they go
 A turtle is a living thing
 Show me how it goes
 Paddle, paddle, paddle, glide
 A _____ (4) is a living thing
 A _____ (5) is a living thing
 Show me how it goes
 Hop, hop, hop up
 A frog is a living thing
 A _____ (6) is a living thing
 Show me how it goes
 Slither, slither, slither smooth
 A snake is a living thing
 Living things grow
 Living things have cells
 Living things need air
 Living things need nutrients
 Living things need water
 Living things reproduce
 Now look all around each day
 And see the living things



Now read the characteristic of these animals.



Guess what animals are they by listening to the audio. You will find animals' sound in it.



Okay?

Task 127

Read the characteristic of animals below and listen to their sounds!

Audio
113

1. They have long noses, or trunks; large, floppy ears; and wide, thick legs. Listen to this sound and guess what animal are they. (Source of text: <https://naturekingdoms.com/majestic-elephants>).
2. They have oval-shaped hooves, long tails, short hair, long slender legs, muscular and deep torso build, long thick necks, and large elongated heads. Listen to this sound and guess what animal are they. (Source of text: <http://justfunfacts.com/interesting-facts-about-horses/>).
3. They are big, blocky creatures. They are animals that are white with large black spots and big udders that feed out in the green pasture and come into the barn to be milked. Listen to this sound and guess what animal are they. (Source of text: <https://www.animalstown.com/animals/c/cow/cow.php>).
4. They have gray to brown fur. They have black masks around their eyes with white fur around the masks. They have stripes that run from their foreheads to their noses and white fur around their noses. They have bushes, ringed tails and black paws with five toes. Listen to this sound and guess what animal are they. (Source of text: <http://www.nhptv.org/NatureWorks/raccoon.htm>).
5. They have tawny, or yellowish brown, fur. Listen to this sound and guess what animal are they. (Source of text: https://en.wikibooks.org/wiki/Wikijunior:Big_Cats/Lion).
6. They have fur that is more prevalent on the body than on the ears and tail. The heads range from blunt with aquiline noses to long and pointed. They run on four legs and are capable of standing upright on their two back legs. Listen to this sound and guess what animal are they. (Source of text: <https://www.orkin.com/rodents/rats/what-does-a-rat-look-like>).
7. They have distinguishing hackle or neck feathers and saddle or back feathers. The feathers are often pointed. The tail feathers have a curve to them. They have thick legs than hens and have pointed, sharp spurs. Listen to this sound and guess what animal are they. (Source of text: <https://animals.mom.me/tell-difference-between-hen-rooster-7229.html>).
8. They have wide heads, narrow necks, wide bodies, keeled rough scales, and rattles on the tails. Listen to this sound and guess what animal are they. (Source of text: <https://www.quora.com/What-do-baby-rattlesnakes-look-like>).
9. They have short, thick bodies; strong, hooked beaks, and powerful feet with sharp claws, or talons. Most of their feathers on their legs and toes. The feathers protect them from the cold. Listen to this sound and guess what animal are they. (Source of text: <https://www.animalstown.com/animals/o/owl/owl.php>).
10. They have fan-shaped tails, fleshy red wattles and snoods on their beaks, and dark, mottled plumage with a bronze-green sheen. Their small bare-skinned heads may be bright blue or red. Listen to this sound and guess what animal are they. (Source of text: <https://www.crittercontrol.com/services/turkey/what-does-a-turkey-look-like>).

Look at these animal pictures. It will help you to find the answers.

a



b



c



d



e



f



g



h



i



j



Maria : Here we are at the zoo.

Susan : Wow, _____? It's so big.

Maria : _____. Listen to that elephant.

Susan : Isn't that too loud?

Maria : Yes, it's very loud. Let's go and see kangaroos.

Susan : Can we see the monkeys first? They are my favorite animals at the zoo.

Maria : Alright, the monkeys are this way. Here they are.

Susan : Oh look, the monkey is climbing up high.

Maria : And that monkey is swinging by its tail. _____?

Susan : _____. Oh no. Eleven monkeys! Look at the baby with its mother.

Maria : Yeah! Look at that monkey. It is eating a banana.

Susan : _____?

Maria : _____.

Susan : I like watching monkeys. They are so funny.

Maria : Yes, the monkeys are so funny. Shall we go to see kangaroos now?

Susan : Okay, where are the kangaroos?

Maria : The kangaroos are this way. There they are.

Susan : Oh, _____? I've never seen them.

Maria : _____. Look at that big kangaroo, hopping along.

Susan : Look at that one!

Maria : Which one?

Susan : The kangaroo that has a pouch. Yes, the baby is looking out of its mother's pouch. Oh, the baby is coming out. It's hopping around on the grass.

Maria : A baby kangaroo is called a 'joey'. It's climbing back into the pouch now.

Susan : I'm so happy that I saw the baby Joey. Look, there is another baby joey.

Maria : _____?

Susan : _____. That one. Do you see it?

Maria : Oh, that's so cute.

Susan : Thank you for inviting me to the zoo today.

Maria : I'm glad you could come with me.

- | | |
|---|---------------------------------------|
| a. Is that an elephant? | f. Yes, it is. It is an elephant. |
| b. How many monkeys are there? | g. There are ten monkeys. |
| c. Which one is the monkey that is eating banana? | h. That one. It's sitting on the tree |
| d. Are they kangaroos? | i. Yes, they are! they are kangaroos. |
| e. Where is another baby joey? | j. It's next to that big kangaroo. |

1



2



3



4



5



6




9



7



8



10



___ Panda

___ Turtle

___ Gecko

___ Giraffe

___ Hippopotamus


___ Deer

___ Bull

___ Zebra

___ Eagle

___ Deer



1. How many kinds of animals are there? mention them one by one.
2. Which one of the animals in the picture do you like? Why?
3. Is there any sheep in the picture? Where are they?
4. What is the name of animals that have long necks? Do you see one of them in the picture?
5. Look at the panda? What is it doing?
6. How many rabbits can you find in the picture?
7. There are three kangaroos in the picture, right? which one is joey?
8. Look at that dog? Whose dog is it?
9. What is Max playing with?
10. Do you see any duck in the picture? Where is it?

You have seen almost of those animals at the zoo, so it won't be difficult to answer the questions.



Oh wait, I also want to know what kind of animals live around your house? Do you have a pet? Answer these questions?



1. How do you ask someone when you want to know if she/he has pet?
 - a. Do you have any pet?
 - b. How many pets do you have?
2. How do you ask someone when you want to know about her/his pet's age?
 - a. Is your pet big?
 - b. How old is your pet?
3. How do you ask someone when you want to know where she/he gets the pet?
 - a. Where is your pet going?
 - b. Where did you get your pet from?
4. How do you ask someone when you want to know who take cares of the pet?
 - a. How do you take care of your pet?
 - b. Who takes care of your pet?
5. How do you ask someone when you want to know how the pet looks like?
 - a. What does your pet look like?
 - b. Does your pet look like you?
6. How do you ask someone when you want to know how she feeds the pet?
 - a. What do you feed your pet?
 - b. Does your pet feed you?
7. How do you ask someone when you want to know if she/he plays with her/his pet?
 - a. Do you play your pet's toys?
 - b. Do you play with your pet?
8. How do you ask someone when you want to know what her/his pet's name is? And how does she/he choose the name?
 - a. What is your pet's name? How did you choose the name?
 - b. are your name and your pet's name the same?
9. How do you ask someone when you want to know if her/his pet knows any tricks or understand any words?
 - a. Have you ever been tricked by your pet?
 - b. Does it know any tricks or understand any words?
10. How do you ask someone's reason why she/he does not have any pet?
 - a. If you don't have a pet, why not?
 - b. If your pet escapes from you, what will you do?
11. How do you ask someone when you want to know if she/he will ever consider to get any pet?
 - a. Would you ever consider to feed your pet?
 - b. Would you ever consider getting a pet?
12. How do you ask someone when you want to know her/his opinion about what the best pet to own?
 - a. What is the best pet to own?
 - b. Is your pet the best pet in your town?
13. How do you ask someone when you want to know if she/he is frightened of spiders or not?
 - a. Do you love spiders? Will you pet it?
 - b. Are you frightened of spiders? What do you do if you see one?
14. How do you ask someone when you want to know her/his opinion about which animal that's cute for her/him?
 - a. What animals do you think are cute?
 - b. Do you think you are cuter than your pet?
15. How do you ask someone when you want to know about the largest animals, she/he has ever seen?
 - a. What is the largest animal you have ever seen?
 - b. Am I the largest animal you have ever seen?

Now let's play puzzle. How many words can you find in the puzzle using the word bank below?



Task 132

Find words in the puzzle!

H	M	O	R	O	O	S	T	E	R	D
L	T	O	D	R	A	B	B	I	T	R
O	Z	S	N	V	A	V	H	J	S	A
P	I	G	C	K	E	T	O	D	N	G
V	V	T	L	O	E	H	R	O	A	O
C	S	H	E	E	P	D	W	U	V	H

1. DOG
2. DRAGON
3. HORSE
4. MONKEY
5. OX
6. PIG
7. RABBIT
8. RAT
9. ROOSTER
10. SHEEP
11. SNAKE
12. TIGER



It is fun right? do you meet any difficulty to finish them? If you do, ask your teacher for help.

Alright, now let's go back to the previous task. It's task 143. Write again your answers on your paper.



CREATING


After you write your answers of task 143 on your paper, then use the answers to make dialogues. Work in pairs!




Your partner will ask you questions. You have to answer the questions.



1. Question : Do you have any pet?
Answer : Yes, I do. I have a pet. I'm keeping a cat as a pet.
2. Question : _____?
Answer : _____.
3. Question : _____?
Answer : _____.
4. Question : _____?
Answer : _____.
5. Question : _____?
Answer : _____.
6. Question : _____?
Answer : _____.
7. Question : _____?
Answer : _____.
8. Question : _____?
Answer : _____.
9. Question : _____?
Answer : _____.
10. Question : _____?
Answer : _____.
11. Question : _____?
Answer : _____.
12. Question : _____?
Answer : _____.
13. Question : _____?
Answer : _____.
14. Question : _____?
Answer : _____.
15. Question : _____?
Answer : _____.



Now, tell me about animals around your house.



First, plan what to say, you need to write them first.

Then, report all your findings orally to the class. Here is the example.

There are many animals around my house.

1. There is a cat in my house. I pet this cat because it is cute.

2. There is a bird cage on one tree. There is a bird in it.

3. _____

4. _____

5. _____

After writing them, read them loudly, clearly and correctly.



Practice to spell and pronounce them clearly, loudly and correctly. Do a drill if it's needed.



REINFORCEMENT



How much do you learn about stating animals?



Put a tick (✓) in the right box according to how much you have learnt.

Aspect

Very Much

Much

Little

Stating Living Things
(animals)

☐
☐
☐


Now make a summary of this topic you have learnt.

1. In this topic I have learnt about:

2. I don't understand about:

3. What do you have to do to master topic you do not understand?

4. The summary of this unit is:

REFERENCES

- Wikipedia. 2010. "Mosque". <https://en.wikipedia.org/wiki/Mosque>. Retrieved on January 17, 2018.
- SoftSchool.com. _____. "Living and Non-Living Things". http://www.softschools.com/language_arts/reading_comprehension/science/21/living_and_non_living_things/. Retrieved on January 19, 2018.
- Learn English Online. _____. "Nouns". <https://learnenglishteam.blogspot.com/p/nouns.html>. Retrieved on January 20, 2018.
- Woodward English. _____. "How much? - How many?". <https://www.grammar.cl/english/how-much-how-many.htm>. Retrieved on January 22, 2018.
- Ginger. _____. "Preposition of Place". <https://www.gingersoftware.com/content/grammar-rules/preposition/preposition-place/>. Retrieved on January 22, 2018.
- Espresso English. _____. "Prepositions Of Place In English". <https://www.espressoenglish.net/prepositions-of-place-in-english/>. Retrieved on January 23, 2018.
- Wachidah Siti, Asep Gunawan, Diyantari, Yuli Rulani Khatimah. 2017. "Bahasa Inggris when English Rings a Bell Edisi Revisi 2017". Jakarta: Kementerian Pendidikan dan Kebudayaan, 2017.
- Wikipedia. _____. "Air Conditioning". https://en.wikipedia.org/wiki/Air_conditioning. Retrieved on January 24, 2018.
- Wikipedia. _____. "Globe". <https://en.wikipedia.org/wiki/Globe>. Retrieved on January 24, 2018.
- Official Terraria Wiki. _____. "Cooking Pots". https://terraria.gamepedia.com/Cooking_Pots. Retrieved on January 26, 2018.
- IPFS. _____. "Frying Pan". [https://ipfs.io/ipfs/QmXoyvizjW3WknFiJnKLwHCnL72vedxjQkDDP1mXWo6uco/wiki/Frying_p_an.html](https://ipfs.io/ipfs/QmXoyvizjW3WknFiJnKLwHCnL72vedxjQkDDP1mXWo6uco/wiki/Frying_pan.html). Retrieved on January 27, 2018.
- Wikipedia. _____. "Tablecloth". <https://en.wikipedia.org/wiki/Tablecloth>. Retrieved on January 27, 2018.
- Wikipedia. _____. "Mug". <https://en.wikipedia.org/wiki/Mug>. Retrieved on January 28, 2018.
- Collins. _____. "Definition of 'shower'". <https://www.collinsdictionary.com/dictionary/english/shower>. Retrieved on January 29, 2018.

Oxford Learner's Dictionaries. _____. *"Sink"*.

https://www.oxfordlearnersdictionaries.com/definition/english/sink_2. Retrieved on January 30, 2018.

America's Best House Plans. May 3, 2016. *"Ceiling Styles and Choices"*.

<https://www.houseplans.net/news/ceiling-styles-and-choices/>. Retrieved on February 2, 2018.

Wikipedia. _____. *"Electric light"*. https://en.wikipedia.org/wiki/Electric_light. Retrieved on February 3, 2018.

Cambridge Dictionary. _____. *"Bank"*. <https://dictionary.cambridge.org/dictionary/english/bank>. Retrieved on February 4, 2018.

Cambridge Dictionary. _____. *"City Hall"*. <https://dictionary.cambridge.org/dictionary/english/city-hall>. Retrieved on February 5, 2018.

The Free Dictionary by Farlex. _____. *"Public Library"*.

<https://www.thefreedictionary.com/public+library>. Retrieved on February 5, 2018.

Wikipedia. _____. *"Post Office"*. https://en.wikipedia.org/wiki/Post_office. Retrieved on February 6, 2018.

Wikipedia. _____. *"Hospital"*. <https://en.wikipedia.org/wiki/Hospital>. Retrieved on February 8, 2018.

English Oxford Living Dictionaries. _____. *"Restaurant"*.

<https://en.oxforddictionaries.com/definition/restaurant>. Retrieved on February 8, 2018.

Arena WP. _____. *"Grocery Store Isle Vector"*. <http://www.arenawp.com/2018/06/grocery-store-isle-vector/>. Retrieved on February 9, 2018.

Wikipedia. _____. *"Bus Station"*. https://en.wikipedia.org/wiki/Bus_station. Retrieved on

The Free Dictionary by Farlex. _____. *"Police Station"*.

<https://www.thefreedictionary.com/police+station>. Retrieved on February 9, 2018.

YouTube. March 28, 2007. *"If I Had \$1,000,000 - Barenaked Ladies"*. Retrieved on February 9, 2018.

Kid's Picture Dictionary. _____. *"Living Room"*. <https://kidspicturedictionary.com/english-through-pictures/place-english-through-pictures/living-room/>. Retrieved on February 10, 2018.

SlideShare. December 1, 2016. *"Prepositions of Place"*.

<https://www.slideshare.net/CynthiaSanchezEspino/prepositions-of-place-69740934>.

Retrieved on February 11, 2018.

Wood Ward English. July 8, 2013. *"Professions, Occupations and Jobs"*.

<https://www.woodwardenglish.com/professions-occupations-jobs/>. Retrieved on February 11, 2018.

Amazon S3. _____. "Go". <https://s3.amazonaws.com/Giflinguaresources/go.pdf>. Retrieved on February 15, 2018.

Live Science. October 17, 2014. "Zebra Facts". <https://www.livescience.com/27443-zebras.html>. Retrieved on February 15, 2018.

DifferenceBetween.net. _____. "Difference Between Living and Non-living Things". <http://www.differencebetween.net/science/difference-between-living-and-non-living-things/>. Retrieved on February 17, 2018.

Academia. _____. "Human Being". https://www.academia.edu/12166179/human_being. Retrieved on February 17, 2018.

English Oxford Living Dictionaries. _____. "Animal". <https://en.oxforddictionaries.com/definition/animal>. Retrieved on February 17, 2018.

English Oxford Living Dictionaries. _____. "Plant". <https://en.oxforddictionaries.com/definition/plant>. Retrieved on February 17, 2018.

English Oxford Living Dictionaries. _____. "Microorganism". <https://en.oxforddictionaries.com/definition/plant>. Retrieved on February 17, 2018.

First-Learn.com. _____. "Animals Around Us". <https://www.first-learn.com/animals-around-us.html>. Retrieved on February 18, 2018.

DifferenceBetween.net. _____. "Difference Between Living and Non-living Things". <http://www.differencebetween.net/science/difference-between-living-and-non-living-things/>. Retrieved on February 17, 2018.

A-Z Animals. December 1, 2008. "Animal Classification". <https://a-z-animals.com/reference/animal-classification/>. Retrieved on February 19, 2018.

First-Learn.com. _____. "Animals Around Us". <https://www.first-learn.com/animals-around-us.html>. Retrieved on February 21, 2018.

Web Development Community. _____. "Which Animal do you Like Most and why?". <http://www.v7n.com/forums/forum-lobby/284505-animal-do-you-like-most-why-2.html>. Retrieved on February 22, 2018.

Wikipedia. _____. "Horse". <https://simple.wikipedia.org/wiki/Horse>. Retrieved on February 23, 2018.

Myefe. _____. "Goat". <https://myefe.com/transcription-pronunciation/goat>. Retrieved on February 23, 2018.

Ask Difference. _____. "Cattle vs. Cows - What's the difference?". <https://www.askdifference.com/cattle-vs-cows/>. Retrieved on February 24, 2018.

Wikipedia._____. "Water Buffalo". https://en.wikipedia.org/wiki/Water_buffalo. Retrieved on February 24, 2018.

Wikipedia._____. "Ox". <https://en.wikipedia.org/wiki/Ox>. Retrieved on February 25, 2018.

PetsOnMom.me._____. "Donkeys VS Horses: Differences & Similiarities". <https://animals.mom.me/donkeys-vs-horses-differences-similarities-6426.html>. Retrieved on February 25, 2018.

Wikipedia._____. "Donkey". <https://en.wikipedia.org/wiki/Donkey>. Retrieved on February 25, 2018.

Quora._____. "What is Difference Between a Horse and a Zebra?". <https://www.quora.com/What-is-difference-between-a-horse-and-a-zebra>. Retrieved on February 26, 2018.

English Oxford Living Dictionaries._____. "Sheep". <https://en.oxforddictionaries.com/definition/sheep>. Retrieved on February 26, 2018.

Fandom._____. "Goat". <https://booru.fandom.com/wiki/Goat>. Retrieved on February 27, 2018.

Live Science. July 11, 2017. "Camels: Facts, Types & Pictures". <https://www.livescience.com/27503-camels.html>. Retrieved on February 28, 2018.

Live Science. May 11, 2012. "What's the Tallest Animal in the World?". <https://www.livescience.com/33909-tallest-animal-world.html>. Retrieved on February 28, 2018.

Live Science. September 8, 2017. "Giraffe Facts & Photos". <https://www.livescience.com/27336-giraffes.html>. Retrieved on March 1, 2018.

National Geographic._____. "Giraffe". <https://www.nationalgeographic.com/animals/mammals/g/giraffe/>. Retrieved on March 1, 2018.

San Diego Zoo Animals & Plants._____. "Giraffe". <https://animals.sandiegozoo.org/index.php/animals/giraffe>. Retrieved on March 1, 2018.

Fandom._____. "Pig". <https://dictionary-answers.fandom.com/wiki/Pig>. Retrieved on March 2, 2018.

Wikipedia._____. "Pork". <https://en.wikipedia.org/wiki/Pork>. Retrieved on March 1, 2018.

Life of Muslim. November 6, 2012. "Why Quran / Islam Prohibits Eating Pork". <http://www.lifeofmuslim.com/2012/11/why-quran-islam-prohibits-eating-pork.html>. Retrieved on March 3, 2018.

Fandom._____. "Pig". <https://tokyojungle.fandom.com/wiki/Pig>. Retrieved on March 3, 2018.

Wikipedia._____. "Pig". <https://en.wikipedia.org/wiki/Pig>. Retrieved on March 3, 2018.

Wikipedia._____. "Elephant". <https://simple.wikipedia.org/wiki/Elephant>. Retrieved on March 4, 2018.

Wikipedia._____. "Elephant". <https://simple.m.wikipedia.org/wiki/Elephant>. Retrieved on March 4, 2018.

Wikipedia._____. "Deer". <https://en.wikipedia.org/wiki/Deer>. Retrieved on March 5, 2018.

The Free Dictionary by Farlex._____. "Ruminant".
<https://www.thefreedictionary.com/Ruminant+mammal>. Retrieved on March 6, 2018.

Quora._____. "Why don't we domesticate deer?". <https://www.quora.com/Why-dont-we-domesticate-deer>. Retrieved on March 8, 2018.

Realtree. August 9, 2017. "Deer Hunting: Meat Is the Biggest Reason People Hunt".
<https://www.realtree.com/browse/tines-and-backstrap/deer-hunting-meat-is-the-biggest-reason-people-hunt>. Retrieved on March 8, 2018.

English Oxford Living Dictionaries._____. "Monkey".
<https://en.oxforddictionaries.com/definition/monkey>. Retrieved on March 9, 2018.

Cambridge Dictionary._____. "Primate".
<https://dictionary.cambridge.org/dictionary/english/primate>. Retrieved on March 9, 2018.

Live Science. May 28, 2014. "Monkeys: Facts, Types & Pictures".
<https://www.livescience.com/27944-monkeys.html>. Retrieved on March 9, 2018.

The Spure Pets._____. "Problems With Keeping a Pet Monkey".
<https://www.thesprucepets.com/problems-with-pet-monkeys-1237180>. Retrieved on March 9, 2018.

Blurtit._____. "How Do Monkeys Take Care Of Their Young?". <https://pets-animals.blurtit.com/3046075/how-do-monkeys-take-care-of-their-young>. Retrieved on March 9, 2018.

Wonderopolis._____. "What Do Kangaroos Keep In Their Pockets?".
<https://www.wonderopolis.org/wonder/what-do-kangaroos-keep-in-their-pockets>. Retrieved on March 10, 2018.

Animal Corner._____. "Wolves". <https://animalcorner.co.uk/animals/wolves/>. Retrieved on March 12, 2018.

WolrdStory.net._____. "Which animal is king of the beasts?".
<https://www.worldstory.net/en/lion.html>. Retrieved on March 12, 2018.

Science Kids._____. "Fun Lion Facts for Kids".
<http://www.sciencekids.co.nz/sciencefacts/animals/lion.html>. Retrieved on March 11, 2018.

Wikipedia._____. "Felidae". <https://en.wikipedia.org/wiki/Felidae>. Retrieved on March 12, 2018.

Easy Science for Kids._____. "All About Lions fo Chilrdren". <https://easyscienceforkids.com/all-about-lions/>. Retrieved on March 12, 2018.

Encyclopedia Britannica._____. "Lion". <https://www.britannica.com/animal/lion>. Retrieved on March 12, 2018.

National Geographic Kids._____. "10 Tiger Facts!".
<https://www.natgeokids.com/uk/discover/animals/general-animals/10-tiger-facts/>. Retrieved on March 13, 2018.

DifferenceBetween.net._____. "Difference Between Lions and Tigers".
<http://www.differencebetween.net/science/nature/difference-between-lions-and-tigers/>. Retrieved on March 13, 2018.

Kidskonnnect. March 27, 2009. "Bear Facts & Worksheets". <https://kidskonnnect.com/animals/bear/>. Retrieved on March 14, 2018.

_____._____. "Pandas vs Bears". <https://sites.google.com/a/cusdk8.org/kopratha-s-giant-panda/other>. Retrieved on March 14, 2018.

Science Kids._____. "Fun Rhino Facts for Kids".
<http://www.sciencekids.co.nz/sciencefacts/animals/rhinoceros.html>. Retrieved on March 15, 2018.

Wikipedia._____. "Hippopotamus". <https://simple.wikipedia.org/wiki/Hippopotamus>. Retrieved on March 15, 2018.

Science Kids._____. "Fun Hippo Facts for Kids".
<http://www.sciencekids.co.nz/sciencefacts/animals/hippopotamus.html>. Retrieved on March 15, 2018.

Kariega._____. "10 Fascinating Facts About Hippos". Retrieved on March 15, 2018.

Outtoafrica._____. "Hippo".
http://www.outtoafrica.nl/animals/enghippo.html?zenden=2&subsoort_id=2&bestemming_id=1. Retrieved on March 15, 2018.

Dictionary.com._____. "Hyena". <https://www.dictionary.com/browse/hyenic>. Retrieved on March 16, 2018.

Encyclopedia Britannica._____. "Hyena". <https://www.britannica.com/animal/hyena>. Retrieved on March 16, 2018.

Mentalfloss. May 1, 2015. <https://mentalfloss.com/article/63455/12-wild-facts-about-hyenas>. Retrieved on March 16, 2018.

Softschools.com._____. "Hyena Facts".

http://www.softschools.com/facts/animals/hyena_facts/37/. Retrieved on March 16, 2018.

Softschools.com._____. "Crocodile Facts".

http://www.softschools.com/facts/animals/crocodile_facts/27/. Retrieved on March 17, 2018.

Live Science. June 25, 2014. "Crocodiles: Facts & Pictures". <https://www.livescience.com/28306-crocodiles.html>. Retrieved on March 17, 2018.

Ducksters._____. "Reptiles". <https://www.ducksters.com/animals/reptiles.php>. Retrieved on

English Oxford Living Dictionaries._____. "Alligator".

<https://en.oxforddictionaries.com/definition/us/alligator>. Retrieved on March 17, 2018.

Science Kids._____. "Fun Turtle Facts for Kids".

<http://www.sciencekids.co.nz/sciencefacts/animals/turtle.html>. Retrieved on March 18, 2018.

National Graphic Kids._____. "10 Totally Awesome Facts About Turtles!".

<https://www.natgeokids.com/uk/discover/animals/sea-life/turtle-facts/>. Retrieved on March 18, 2018.

Quora._____. "How does the snake move without legs?". <https://www.quora.com/How-does-the-snake-move-without-legs?share=1>. Retrieved on March 19, 2018.

Wikipedia._____. "Snake". <https://en.wikipedia.org/wiki/Snake>. Retrieved on March 19, 2018.

Defenders of Wildlife._____. "Basic Facts About Snakes". <https://defenders.org/snakes/basic-facts>. Retrieved on March 19, 2018.

Live Science._____. "Antarctica: The Southernmost Continent".

<https://www.livescience.com/21677-antarctica-facts.html>. Retrieved on March 19, 2018.

Cool Antarctica._____. "Antarctic Animals".

https://www.coolantarctica.com/Antarctica%20fact%20file/antarctica_animal.php. Retrieved on March 19, 2018.

Quora._____. "Why do snakes have no eyelids?". <https://www.quora.com/Why-do-snakes-have-no-eyelids?share=1>
<https://www.quora.com/Why-do-snakes-have-no-eyelids?share=1>.

Retrieved on March 19, 2018.

Science Kids._____. "Fun Eagle Facts for Kids".

<http://www.sciencekids.co.nz/sciencefacts/animals/eagle.html>. Retrieved on March 20, 2018.

OneKindPlanet._____. "Eagles are admired the world over as living symbols of power, freedom, and transcendence". <https://onekindplanet.org/animal/eagle/>. Retrieved on March 20, 2018.

Organic.org._____. "Top 10 Reasons to Raise Chickens". <https://organic.org/top-10-reasons-to-raise-chickens/>. Retrieved on March 21, 2018.

English Oxford Living Dictionaries._____. "Duck". <https://en.oxforddictionaries.com/definition/us/duck>. Retrieved on March 21, 2018.

DifferenceBetween.com. June 3, 2011. "Difference Between Duck and Chicken". <https://www.differencebetween.com/difference-between-duck-and-vs-chicken/>. Retrieved on March 21, 2018.

Encyclopedia.com._____. "Pigeon". <https://www.encyclopedia.com/plants-and-animals/animals/vertebrate-zoology/pigeon>. Retrieved on March 22, 2018.

Pestwiki._____. May 22, 2017. "Dove VS Pigeon: 4 Key Difference and Different Types". <https://www.pestwiki.com/dove-pigeon-difference-types/>. Retrieved on March 22, 2018.

Quora._____. "Why do some people raise pigeons on rooftops in cities?". <https://www.quora.com/Why-do-some-people-raise-pigeons-on-rooftops-in-cities>. Retrieved on March 22, 2018.

Findout!._____. "Geckos". <https://www.dkfindout.com/us/animals-and-nature/reptiles/geckos/>. Retrieved on March 24, 2018.

Easy Science fo Kids._____. "Geckos – The Cool Looking Little Lizards". <https://easyscienceforkids.com/all-about-geckos/>. Retrieved on March 24, 2018.

Pest World for Kids._____. "Mosquitoes". <https://pestworldforkids.org/pest-guide/mosquitoes/>. Retrieved on March 25, 2018.

Farali, Raja Muza. November 29, 2017. "Do mosquitoes have teeth?". <https://rajamuzafarali.wordpress.com/2017/11/29/do-mosquitoes-have-teeth/>. Retrieved on March 25, 2018.

Science kids._____. "Fun Mosquito Facts for Kids". <http://sciencekids.co.nz/sciencefacts/animals/mosquito.html>. Retrieved on March 25, 2018.

Kiddle._____. "Fly facts for kids". <https://kids.kiddle.co/Fly>. Retrieved on March 26, 2018.

Thoughco._____. "10 Astonishing Facts About House Flies". <https://www.thoughtco.com/fascinating-facts-about-house-flies-4046014>. Retrieved on March 27, 2018.

San Diego Zoo Kids._____. "Bee". <https://kids.sandiegozoo.org/animals/bee>. Retrieved on March 28, 2018.

_____._____. "Facts About Bee". prettyincrediblegirls.weebly.com/uploads/2/0/0/1/20013461/bee-facts-for-kids.pdf. Retrieved on March 28, 2018.

National Geographic Kids. _____. *"10 Facts About Honey Bees!"*.
<https://www.natgeokids.com/za/discover/animals/insects/honey-bees/>. Retrieved on March 28, 2018.

Itsybitsyfun. _____. *"Fun Bee Facts for Kids"*. <https://www.itsybitsyfun.com/bee-facts-for-kids.html>. Retrieved on March 28, 2018.

Study.com. _____. *"Facts About Caterpillars: Lesson for Kids"*.
<https://study.com/academy/lesson/facts-about-caterpillars-lesson-for-kids.html>. Retrieved on March 29, 2018.

Preschool Inspirations. _____. *"Fun Butterfly Facts For Kids"*. <https://preschoolinspirations.com/fun-butterfly-facts-for-kids/>. Retrieved on March 30, 2018.

Scientific American. _____. *"How Does a Caterpillar Turn into a Butterfly?"*.
<https://www.scientificamerican.com/article/caterpillar-butterfly-metamorphosis-explainer/>. Retrieved on March 30, 2018.

The Philadelphia Tribune. Apr 3, 2018. *"Did you know? Facts about butterflies"*.
https://www.phillytrib.com/the_learning_key/did-you-know-facts-about-butterflies/article_b4435e8f-80b9-574f-96c9-a39ef3d4c0f6.html. Retrieved on March 31, 2018.

Science Kids. _____. *"Fun Mouse Facts for Kids"*.
<http://sciencekids.co.nz/sciencefacts/animals/mouse.html>. Retrieved on April 1, 2018.

Find Out. _____. *"What is rodent?"*. <https://www.dkfindout.com/us/animals-and-nature/rodents/what-is-rodent/>. Retrieved on April 2, 2018.

Science Kids. _____. *"Fun Mouse Facts for Kids"*.
<http://sciencekids.co.nz/sciencefacts/animals/mouse.html>. Retrieved on April 2, 2018.

Preschool Inspirations. _____. *"Ladybug Facts For Kids"*. <https://preschoolinspirations.com/ladybug-facts-for-kids/>. Retrieved on April 4, 2018.

Green Air Equipment. _____. *"Ladybug Fun Facts"*. <https://greenair.co.za/2017/02/19/ladybug-fun-facts/>. Retrieved on April 4, 2018.

Thoughtco. _____. *"10 Fascinating Facts About Ladybugs"*. <https://www.thoughtco.com/fascinating-facts-about-ladybugs-1968120>. Retrieved on April 4, 2018.

Animal Corner. _____. *"Grasshopper"*. <https://animalcorner.co.uk/animals/grasshopper/>. Retrieved on April 5, 2018.

Science Kids. _____. *"Fun Grasshopper Facts for Kids"*.
<http://sciencekids.co.nz/sciencefacts/animals/grasshopper.html>. Retrieved on April 7, 2018.

Softschools.com._____. "Grasshopper Facts".

http://www.softschools.com/facts/animals/grasshopper_facts/584/. Retrieved on April 7, 2018.

Reference._____. "What Is the Difference Between a Grasshopper and a Cricket?".

<https://www.reference.com/pets-animals/difference-between-grasshopper-cricket-54aaf6b3dcb4da00>. Retrieved on April 7, 2018.

Revolvy._____. "Mole cricket!". <https://www.revolvy.com/page/Mole-cricket>. Retrieved on April 8, 2018.

Easy Science for Kids._____. "Dragonflies – Most Charming Among All Flying Insects".

<https://easyscienceforkids.com/all-about-dragonflies/>. Retrieved on April 8, 2018.

Navajocode._____. "38 Earthworm Facts for Kids". <https://navajocodetalkers.org/38-earthworm-facts-for-kids/>. Retrieved on April 9, 2018.

Worm Farming Revealed._____. "Fun Facts About Worms".

<https://www.wormfarmingrevealed.com/fun-facts.html>. Retrieved on April 9, 2018.

YouTube. February 13, 2018. "Living Things | Science Song for Kids | Elementary Life Science | Jack Hartmann". <https://www.youtube.com/watch?v=tzN299RpJHA>. Retrieved on April 10, 2018.

Edresources._____. "Ravensburger - A Day at the Zoo Puzzle".

<https://www.edresources.com.au/ravensburger-a-day-at-the-zoo-puzzle-2x24pc>. Retrieved on April 11, 2018.