

LAMPIRAN

Lampiran 1 Berita Acara Bimbingan Skripsi



UNIVERSITAS MUHAMMADIYAH GRESIK
FAKULTAS EKONOMI DAN BISNIS
Jl. Sumatera 101 GKB Gresik, Telp 0813324 6789

BERITA ACARA BIMBINGAN SKRIPSI

Nama Penyaji : Diah Khasanahwati
 N IM : 190302016
 Program Studi : Akuntansi
 Alamat / Tlp : 085850821339
 Judul Skripsi : Analisis Pengaruh Profitabilitas dan Kebijakan Dividen Terhadap Return Saham dengan Ukuran Perusahaan Sebagai Variabel Moderating

Pembimbing I : Suwamo, SE., M.Si
 Pembimbing II : -
 Konsultasi:

Tanggal	Paraf Pembimbing		KETERANGAN
	I	II	
			Pengaruh kepemilikan publik, ukuran perusahaan, profitabilitas dan umur perusahaan terhadap pengungkapan manajemen risiko.
			1-10-2022
31-10-2021			Latar belakang & pabriasi (gab penda)
7-11-22			Latar belakang & kategori tye kone penelitian
10-11-22			Teori & teori
21-11-22			uji tate & febur & sampel
7-12-22			kele ule nija uia propse.
3-1-23			dan & beahle
9-1-23			ulayngate tate dan prat Confere & keberit
11-1-23			kele ule ugan skripsi -

Tanggal Pengajuan :
 Batas Akhir Bimbingan :
 Selesai Penulisan :
 Tanggal Diujikan :

Prodi Akuntansi





Muhammad Aufa, SE., M.S.A

Dosen Pembimbing I

Suwamo, SE., M.Si

Dosen Pembimbing II
 :

Lampiran 2 Surat Keterangan Bebas Plagiasi

	PENGEMBANGAN BISNIS DAN INOVASI UNIVERSITAS MUHAMMADIYAH GRESIK	
SURAT KETERANGAN BEBAS PLAGIAT		
Saya yang bertanda tangan di bawah ini menyatakan nama yang di bawah ini:		
Nama	:	Diah Khasanahwati
NIM	:	190302016
Fakultas / Prodi	:	Ekonomi dan Bisnis / Akuntansi
Perguruan Tinggi	:	Universitas Muhammadiyah Gresik
Judul Skripsi	:	Pengaruh Kepemilikan Publik, Ukuran Perusahaan, Profitabilitas, dan Umur Perusahaan Terhadap Pengungkapan Manajemen Risiko.
Telah melakukan pengecekan plagiasi BAB 1-5 dengan hasil :		
Referensi	:	9,40%
Original	:	82,16%
Plagiarism	:	8,44%
Demikian surat keterangan ini dibuat untuk digunakan sebagaimana mestinya.		
Gresik, 9 Januari 2023 Kepala Pengembangan Bisnis dan Inovasi FEB UMG		
		
<u>Nur Cahyadi, S.ST., MM.</u> NIP: 11711907254		
	<i>The Power of Islamic Entrepreneurship</i> Jl. Sumatera 101 Gresik Kota Baru (GKB) Gresik. 61121 Telp. (031) 3951414, Fax. (031) 3952585 Website: http://www.umg.ac.id , Email: info@umg.ac.id	



PENGEMBANGAN BISNIS DAN INOVASI
UNIVERSITAS MUHAMMADIYAH GRESIK



Plagiarism Detector v. 1991 - Originality Report 09/01/2023 11:09:55

Document: Diah Khasanahwati - 190302016 - diah khasanahwati.doc Licensed to: Suv

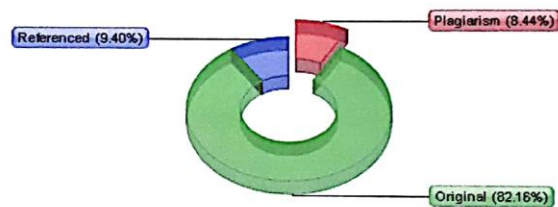
Comparison Preset: Word-to-Word Detected language: Id

Check type: Internet Check

[tee_and_enc_string] [tee_and_enc_value]

Detailed document body analysis:

Relation chart:



**PENGEMBANGAN
BISNIS DAN INOVASI**

The Power of Islamic Entrepreneurship

Jl. Sumatera 101 Gresik Kota Baru (GKB) Gresik, 61121 Telp (031) 3951414, Fax (031) 3952585 Website: <http://www.umg.ac.id>, Email: info@umg.ac.id

Lampiran 3 Daftar Perusahaan Manufaktur

No	Kode	Tahun	Laba Positif	Laba Negatif	Tidak Mempublikasikan Laporan Keuangan
1	ADES	2020	√		
		2021	√		
2	AISA	2020	√		
		2021	√		
3	ALTO	2020		√	
		2021		√	
4	BTEK	2020		√	
		2021		√	
5	BUDI	2020	√		
		2021	√		
6	CAMP	2020	√		
		2021	√		
7	CEKA	2020	√		
		2021	√		
8	CLEO	2020	√		
		2021	√		
9	COCO	2020	√		
		2021	√		
10	DLTA	2020	√		
		2021	√		
11	DMND	2020	√		
		2021	√		
12	ENZO	2020	√		
		2021	√		
13	FOOD	2020		√	
		2021		√	
14	GOOD	2020	√		
		2021	√		
15	HOKI	2020	√		
		2021	√		
16	ICBP	2020	√		
		2021	√		
17	IIKP	2020		√	
		2021		√	
18	IKAN	2020		√	

		2021	√		
19	INDF	2020	√		
		2021	√		
20	MGNA	2020		√	
		2021		√	
21	MLBI	2020	√		
		2021	√		
22	MYOR	2020	√		
		2021	√		
23	PANI	2020	√		
		2021	√		
24	PCAR	2020		√	
		2021	√		
25	PSDN	2020		√	
		2021		√	
26	ROTI	2020	√		
		2021	√		
27	SKBM	2020	√		
		2021	√		
28	SKLT	2020	√		
		2021	√		
29	STTP	2020	√		
		2021	√		
30	ULTJ	2020	√		
		2021	√		
31	GGRM	2020	√		
		2021	√		
32	HMSP	2020	√		
		2021	√		
33	RMBA	2020		√	
		2021	√		
34	WIIM	2020	√		
		2021	√		
35	DVLA	2020	√		
		2021	√		
36	INAF	2020	√		
		2021		√	
37	KAEF	2020	√		
		2021	√		
38	KBLF	2020	√		
		2021	√		

39	MERK	2020	√		
		2021	√		
40	PEHA	2020	√		
		2021	√		
41	PYFA	2020	√		
		2021	√		
42	SCPI	2020	√		
		2021	√		
43	SIDO	2020	√		
		2021	√		
44	SOHO	2020	√		
		2021	√		
45	SQBB	2020	√		
		2021	√		
46	SQBI	2020			√
		2021			√
47	TSPC	2020	√		
		2021	√		
48	KINO	2020	√		
		2021	√		
49	KPAS	2020			√
		2021			√
50	MBTO	2020		√	
		2021		√	
51	MRAT	2020	√		
		2021	√		
52	TCID	2020		√	
		2021		√	
53	UNVR	2020	√		
		2021	√		
54	CBMF	2020	√		
		2021	√		
55	CINT	2020	√		
		2021		√	
56	KICI	2020		√	
		2021	√		
57	LMPI	2020		√	
		2021		√	
58	SOFA	2020	√		
		2021		√	
59	WOOD	2020	√		

		2021	√		
60	HRTA	2020	√		
		2021	√		
61	TOYS	2020	√		
		2021		√	
62	INTP	2020	√		
		2021	√		
63	SMBR	2020	√		
		2021	√		
64	SMCB	2020	√		
		2021	√		
65	SMGR	2020	√		
		2021	√		
66	WSBP	2020		√	
		2021		√	
67	WTON	2020	√		
		2021	√		
68	AMFG	2020		√	
		2021	√		
69	ARNA	2020	√		
		2021	√		
70	CAKK	2020	√		
		2021	√		
71	IKAI	2020		√	
		2021		√	
72	KIAS	2020		√	
		2021		√	
73	MARK	2020	√		
		2021	√		
74	MLIA	2020	√		
		2021	√		
75	TOTO	2020		√	
		2021	√		
76	ALKA	2020	√		
		2021	√		
77	ALMI	2020		√	
		2021	√		
78	BAJA	2020	√		
		2021	√		
79	BTON	2020	√		
		2021	√		

80	CTBN	2020		√	
		2021		√	
81	GDST	2020		√	
		2021		√	
82	GGRP	2020		√	
		2021	√		
83	INAI	2020	√		
		2021	√		
84	ISSP	2020	√		
		2021	√		
85	JKSW	2020		√	
		2021		√	
86	KRAS	2020	√		
		2021	√		
87	LION	2020		√	
		2021		√	
88	LMSH	2020		√	
		2021	√		
89	NIKL	2020	√		
		2021	√		
90	PICO	2020		√	
		2021		√	
91	PURE	2020			√
		2021			√
92	TBMS	2020	√		
		2021	√		
93	ADMG	2020		√	
		2021	√		
94	AGII	2020	√		
		2021	√		
95	BRPT	2020	√		
		2021	√		
96	DPNS	2020	√		
		2021	√		
97	EKAD	2020	√		
		2021	√		
98	ETWA	2020	√		
		2021		√	
99	INCI	2020	√		
		2021	√		
100	MKDI	2020	√		

		2021	√		
101	MOLI	2020	√		
		2021	√		
102	SAMF	2020	√		
		2021	√		
103	SRSN	2020	√		
		2021	√		
104	TDPM	2020			√
		2021			√
105	TPIA	2020	√		
		2021	√		
106	UNIC	2020	√		
		2021	√		
107	AKPI	2020	√		
		2021	√		
108	ALPI	2020		√	
		2021	√		
109	BRNA	2020		√	
		2021		√	
110	EPAC	2020	√		
		2021	√		
111	ESIP	2020	√		
		2021	√		
112	FPNI	2020		√	
		2021	√		
113	IGAR	2020	√		
		2021	√		
114	IMPC	2020	√		
		2021	√		
115	IPOL	2020			√
		2021			√
116	PBID	2020	√		
		2021	√		
117	SMKL	2020	√		
		2021	√		
118	TALF	2020	√		
		2021	√		
119	TRST	2020	√		
		2021	√		
120	YPAS	2020	√		
		2021		√	

121	CPIN	2020	√		
		2021	√		
122	CPRO	2020	√		
		2021	√		
123	JPFA	2020	√		
		2021	√		
124	MAIN	2020		√	
		2021	√		
125	SIPD	2020	√		
		2021	√		
126	IFII	2020	√		
		2021	√		
127	SINI	2020	√		
		2021	√		
128	SULI	2020		√	
		2021	√		
129	TIRT	2020		√	
		2021		√	
130	ALDO	2020	√		
		2021	√		
131	FASW	2020	√		
		2021	√		
132	INKP	2020	√		
		2021	√		
133	INRU	2020	√		
		2021	√		
134	KBRI	2020			√
		2021			√
135	KSDI	2020	√		
		2021	√		
136	SPMA	2020	√		
		2021	√		
137	SWAT	2020	√		
		2021		√	
138	TKIM	2020	√		
		2021	√		
139	INCF	2020		√	
		2021	√		
140	INOV	2020		√	
		2021	√		
141	KMTR	2020	√		

		2021	√		
142	ASII	2020	√		
		2021	√		
143	AUTO	2020		√	
		2021	√		
144	BOLT	2020		√	
		2021	√		
145	BRAM	2020		√	
		2021	√		
146	GDYR	2020		√	
		2021	√		
147	GJTL	2020	√		
		2021	√		
148	IMAS	2020		√	
		2021		√	
149	INDS	2020	√		
		2021	√		
150	LPIN	2020	√		
		2021	√		
151	MASA	2020	√		
		2021	√		
152	NIPS	2020			√
		2021			√
153	PRAS	2020		√	
		2021		√	
154	SMSM	2020	√		
		2021	√		
155	ARGO	2020		√	
		2021		√	
156	BELL	2020		√	
		2021	√		
157	CNTX	2020			√
		2021			√
158	ERTX	2020		√	
		2021	√		
159	ESTI	2020		√	
		2021	√		
160	HDTX	2020		√	
		2021		√	
161	INDR	2020	√		
		2021	√		

162	MYTX	2020		√	
		2021		√	
163	PBRX	2020	√		
		2021	√		
164	POLU	2020		√	
		2021		√	
165	POLY	2020		√	
		2021	√		
166	RICY	2020		√	
		2021		√	
167	SBAT	2020		√	
		2021		√	
168	SRIL	2020	√		
		2021		√	
169	SSTM	2020		√	
		2021	√		
170	STAR	2020			√
		2021			√
171	TFCO	2020		√	
		2021	√		
172	TRIS	2020		√	
		2021	√		
173	UCID	2020	√		
		2021	√		
174	UNIT	2020	√		
		2021	√		
175	ZONE	2020		√	
		2021	√		
176	ARKA	2020		√	
		2021	√		
177	GMFI	2020		√	
		2021		√	
178	KPAL	2020			√
		2021			√
179	AMIN	2020		√	
		2021	√		
180	KRAH	2020			√
		2021			√
181	JSKY	2020	√		
		2021		√	
182	PSTN	2020	√		

		2021	√		
183	SCNP	2020		√	
		2021		√	
184	SLIS	2020	√		
		2021	√		
185	CCSI	2020	√		
		2021	√		
186	IKBI	2020		√	
		2021		√	
187	JECC	2020	√		
		2021		√	
188	KBLI	2020		√	
		2021	√		
189	KBLM	2020	√		
		2021		√	
190	SCCO	2020	√		
		2021	√		
191	VOKS	2020	√		
		2021		√	
192	BIMA	2020		√	
		2021		√	
193	BATA	2020		√	
		2021		√	

Lampiran 4 Pengukuran Kepemilikan Publik (KP)

No	Kode	Tahun	Total saham KP	Total saham beredar	Kepemilikan Publik
1	ADES	2020	50.000.087	589.896.800	0,084760736
		2021	50.000.087	589.896.800	0,084760736
2	AISA	2020	3.218.600.000	9.311.800.000	0,345647458
		2021	3.266.450.483	9.311.800.000	0,350786151
3	BUDI	2020	1.896.428.531	4.498.997.362	0,421522481
		2021	1.896.428.531	4.498.997.362	0,421522481
4	CAMP	2020	885.000.000	5.885.000.000	0,150382328
		2021	885.000.000	5.885.000.000	0,150382328
5	CEKA	2020	47.739.000	595.000.000	0,080233613
		2021	47.620.800	595.000.000	0,080034958
6	CLEO	2020	2.228.600.000	12.000.000.000	0,185716667
		2021	2.195.087.600	12.000.000.000	0,182923967
7	COCO	2020	262.682.765	560.284.938	0,468837813
		2021	510.883.858	889.863.981	0,574114549
8	DLTA	2020	123.397.200	800.659.050	0,154119534
		2021	123.397.200	800.659.050	0,154119534
9	DMND	2020	100.000.000	9.468.359.000	0,010561492
		2021	100.000.000	9.468.359.000	0,010561492
10	ENZO	2020	392.000.000	2.162.543.000	0,181268072
		2021	455.999.165	2.162.545.165	0,210862262
11	GOOD	2020	396.312.900	7.379.580.291	0,053703989
		2021	5.146.608.300	36.897.901.455	0,139482412

12	HOKI	2020	765.049.270	2.419.438.170	0,316209474
		2021	3.058.197.080	9.677.752.680	0,316002814
13	ICBP	2020	2.270.230.000	11.661.908.000	0,194670546
		2021	2.270.230.000	11.661.908.000	0,194670546
14	INDF	2020	4.382.943.030	8.780.426.500	0,499171997
		2021	4.382.943.030	8.780.426.500	0,499171997
15	MLBI	2020	383.849.000	2.107.000.000	0,182177978
		2021	383.849.000	2.107.000.000	0,182177978
16	MYOR	2020	3.512.393.900	22.358.699.725	0,157092941
		2021	3.507.450.600	22.358.699.725	0,15687185
17	PANI	2020	150.000.000	410.000.000	0,365853659
		2021	82.000.000	410.000.000	0,2
18	ROTI	2020	1.063.613.966	6.186.488.888	0,171925301
		2021	760.927.466	6.186.488.888	0,122998276
19	SKBM	2020	258.672.904	1.726.003.217	0,149868147
		2021	530.538.464	1.730.103.217	0,306651337
20	SKLT	2020	35.364.406	690.740.500	0,051197817
		2021	142.696.242	690.740.500	0,206584444
21	STTP	2020	523.655.100	1.310.000.000	0,399736718
		2021	523.655.100	1.310.000.000	0,399736718
22	ULTJ	2020	2.360.236.580	11.553.528.000	0,204287087
		2021	2.326.905.980	11.553.528.000	0,201402202
23	GGRM	2020	457.551.570	1.924.088.000	0,23780179
		2021	457.551.570	1.924.088.000	0,23780179

24	HMSP	2020	8.723.855.775	116.318.076.900	0,075
		2021	8.723.855.775	116.318.076.900	0,075
25	WIIM	2020	782.538.643	2.099.873.760	0,372659851
		2021	773.887.243	2.099.873.760	0,368539889
26	DVLA	2020	88.199.088	1.120.000.000	0,078749186
		2021	88.199.088	1.120.000.000	0,078749186
27	KAEF	2020	307.017.800	5.554.000.000	0,055278682
		2021	307.017.800	5.554.000.000	0,055278682
28	KBLF	2020	20.121.254.625	46.875.122.110	0,429252314
		2021	19.724.619.525	46.875.122.110	0,420790787
29	MERK	2020	59.805.080	448.000.000	0,133493482
		2021	59.805.080	448.000.000	0,133493482
30	PEHA	2020	285.564.390	840.000.000	0,339957607
		2021	286.604.590	840.000.000	0,34119594
31	PYFA	2020	142.132.986	535.080.000	0,265629412
		2021	140.309.286	535.080.000	0,262221137
32	SCPI	2020	43.664	3.600.000	0,012128889
		2021	43.664	3.600.000	0,012128889
33	SIDO	2020	5.470.221.800	30.000.000.000	0,182340727
		2021	5.514.032.469	30.000.000.000	0,183801082
34	SOHO	2020	19.552.100	1.269.168.239	0,015405444
		2021	7.037.074	1.269.168.239	0,005544634
35	SQBB	2020	145.550	10.177.790	0,014300747
		2021	145.550	10.177.790	0,014300747

36	TSPC	2020	825.838.382	4.500.000.000	0,18351964
		2021	805.098.182	4.509.864.300	0,178519381
37	KINO	2020	89.758.400	1.428.571.500	0,062830877
		2021	88.215.300	1.428.571.500	0,061750707
38	MRAT	2020	122.998.000	428.000.000	0,287378505
		2021	101.598.000	428.000.000	0,237378505
39	UNVR	2020	5.725.612.500	38.150.000.000	0,150081586
		2021	5.725.612.500	38.150.000.000	0,150081586
40	CBMF	2020	375.000.000	4.125.000.000	0,090909091
		2021	375.000.000	4.125.000.000	0,090909091
41	WOOD	2020	1.788.665.000	6.362.500.000	0,28112613
		2021	1.788.665.000	6.362.500.000	0,28112613
42	HRTA	2020	1.017.122.600	4.605.262.400	0,220860944
		2021	1.015.890.700	4.605.262.400	0,220593445
43	INTP	2020	1.803.750.836	3.681.231.699	0,489985685
		2021	1.672.330.236	3.681.231.699	0,454285514
44	SMBR	2020	1.519.362.336	20.067.465.664	0,075712716
		2021	1.519.362.336	20.067.465.664	0,075712716
45	SMCB	2020	129.751.112	7.662.900.000	0,016932377
		2021	129.833.794	9.019.381.973	0,014394977
46	SMGR	2020	2.906.114.000	5.931.520.000	0,48994423
		2021	2.906.020.500	5.931.520.000	0,489928467
47	WTON	2020	2.813.722.851	8.715.466.600	0,32284248
		2021	2.845.199.451	8.715.466.600	0,326454059

48	ARNA	2020	3.485.662.176	7.341.430.976	0,474793291
		2021	3.494.024.276	7.341.430.976	0,47593232
49	CAKK	2020	300.000.219	1.203.300.219	0,249314522
		2021	300.000.219	1.203.300.219	0,249314522
50	MARK	2020	704.659.700	3.800.000.310	0,185436748
		2021	704.659.700	3.800.000.310	0,185436748
51	MLIA	2020	431.021.178	1.323.000.000	0,325790762
		2021	433.314.278	1.323.000.000	0,32752402
52	ALKA	2020	35.188.500	507.665.055	0,069314403
		2021	35.188.500	507.665.055	0,069314403
53	BAJA	2020	399.920.000	1.800.000.000	0,222177778
		2021	399.920.000	1.800.000.000	0,222177778
54	BTON	2020	39.964.000	720.000.000	0,055505556
		2021	31.500.000	720.000.000	0,04375
55	INAI	2020	140.115.600	633.600.000	0,221142045
		2021	142.171.600	633.600.000	0,224386995
56	ISSP	2020	2.458.647.300	7.185.992.035	0,342144451
		2021	2.408.790.050	7.185.992.035	0,335206335
57	KRAS	2020	3.869.060.380	19.346.396.900	0,19998868
		2021	3.862.928.280	19.346.396.900	0,199671717
58	NIKL	2020	368.258.750	2.523.350.000	0,145940417
		2021	368.258.750	2.523.350.000	0,145940417
59	TBMS	2020	50.586.000	367.340.000	0,137708935
		2021	50.586.000	367.340.000	0,137708935

60	AGII	2020	585.173.360	3.066.660.000	0,190817815
		2021	607.478.260	3.066.660.000	0,198091168
61	BRPT	2020	23.973.611.990	93.388.796.190	0,256707581
		2021	25.321.855.344	93.747.018.044	0,270108382
62	DPNS	2020	91.006.817	331.129.952	0,274837164
		2021	92.103.517	331.129.952	0,278149157
63	EKAD	2020	143.016.480	698.775.000	0,204667425
		2021	136.246.880	698.775.000	0,194979614
64	INCI	2020	95.289.864	196.121.237	0,485872236
		2021	95.515.930	196.121.237	0,487024921
65	MKDI	2020	300.056.721	2.530.150.002	0,118592463
		2021	358.588.401	2.530.150.002	0,141726143
66	MOLI	2020	179.034.200	2.334.888.498	0,076677837
		2021	183.925.695	2.724.036.581	0,067519539
67	SAMF	2020	775.000.000	5.125.000.000	0,151219512
		2021	775.000.000	5.125.000.000	0,151219512
68	SRSN	2020	995.158.810	6.020.000.000	0,165308772
		2021	966.241.310	6.020.000.000	0,160505201
69	TPIA	2020	1.349.111.155	17.833.520.260	0,0756503
		2021	1.718.196.743	21.627.886.273	0,079443581
70	UNIC	2020	137.825.002	383.331.363	0,359545332
		2021	137.825.002	383.331.363	0,359545332
71	AKPI	2020	103.697.056	612.248.000	0,169371
		2021	103.554.356	612.248.000	0,169137925

72	EPAC	2020	424.586.700	3.303.400.000	0,128530211
		2021	616.206.300	3.303.400.000	0,186536992
73	ESIP	2020	190.000.005	640.000.005	0,296875005
		2021	215.541.707	640.347.707	0,336601044
74	IGAR	2020	147.592.080	972.204.500	0,151811764
		2021	147.592.080	972.204.500	0,151811764
75	IMPC	2020	402.832.146	4.833.500.000	0,083341708
		2021	445.332.146	4.833.500.000	0,092134508
76	PBID	2020	260.006.200	1.875.000.000	0,138669973
		2021	260.006.200	1.875.000.000	0,138669973
77	SMKL	2020	584.737.005	3.400.000.005	0,171981472
		2021	505.093.546	3.401.381.246	0,148496599
78	TALF	2020	7.719.400	1.353.435.000	0,005703562
		2021	7.719.400	1.353.435.000	0,005703562
79	TRST	2020	1.009.809.016	2.808.000.000	0,359618595
		2021	1.009.809.016	2.808.000.000	0,359618595
80	CPIN	2020	7.291.614.590	16.398.000.000	0,444664873
		2021	7.291.614.590	16.398.000.000	0,444664873
81	CPRO	2020	14.621.408.910	59.572.383.787	0,245439379
		2021	11.460.103.434	59.572.383.787	0,192372752
82	JPFA	2020	5.270.521.485	11.726.575.201	0,449451046
		2021	5.170.547.785	11.726.575.201	0,440925649
83	SIPD	2020	176.018.514	1.339.102.579	0,131445131
		2021	168.356.914	1.339.102.579	0,125723687

84	IFII	2020	1.696.200.000	9.412.000.000	0,180216745
		2021	1.696.200.000	9.412.000.000	0,180216745
85	SINI	2020	189.788.250	464.788.250	0,408332719
		2021	193.300.850	468.300.850	0,412770658
86	ALDO	2020	128.829.200	1.090.866.300	0,118098066
		2021	288.690.997	1.301.136.120	0,221876092
87	FASW	2020	7.155.647	2.477.888.787	0,0028878
		2021	7.155.647	2.477.888.787	0,0028878
88	INKP	2020	2.557.505.043	5.470.982.941	0,467467194
		2021	2.557.505.043	5.470.982.941	0,467467194
89	INRU	2020	105.233.389	1.388.883.283	0,075768346
		2021	105.233.389	1.388.883.283	0,075768346
90	KSDI	2020	42.710.300	405.000.000	0,105457531
		2021	42.283.000	405.000.000	0,104402469
91	SPMA	2020	161.345.761	2.114.570.958	0,07630189
		2021	212.975.938	2.791.233.198	0,076301736
92	TKIM	2020	1.255.478.583	3.113.223.570	0,403272863
		2021	1.255.478.583	3.113.223.570	0,403272863
93	KMTR	2020	616.152.918	8.215.366.379	0,075000054
		2021	616.152.918	8.215.366.379	0,075000054
94	ASII	2020	20.171.774.200	40.483.553.140	0,498270844
		2021	20.182.602.500	40.483.553.140	0,498538318
95	GJTL	2020	1.371.677.437	3.484.800.000	0,393617263
		2021	1.193.955.037	3.484.800.000	0,342617951

96	INDS	2020	75.356.169	656.249.710	0,114828499
		2021	75.356.169	656.249.710	0,114828499
97	LPIN	2020	77.753.600	425.000.000	0,182949647
		2021	77.753.600	425.000.000	0,182949647
98	MASA	2020	33.180.243	9.182.946.945	0,003613246
		2021	33.180.243	9.182.946.945	0,003613246
99	SMSM	2020	1.951.842.080	5.758.675.440	0,338939414
		2021	1.951.842.080	5.758.675.440	0,338939414
100	INDR	2020	207.515.494	654.351.707	0,317131432
		2021	31.943.858	654.351.707	0,048817567
101	PBRX	2020	3.178.914.488	6.478.295.611	0,490702289
		2021	3.178.134.588	6.478.295.611	0,490581903
102	UCID	2020	818.054.400	4.143.312.300	0,197439715
		2021	818.054.400	4.143.312.300	0,197439715
103	UNIT	2020	1.510.687.363	3.730.135.136	0,404995344
		2021	1.510.687.363	3.730.135.136	0,404995344
104	PSTN	2020	531.295.500	5.314.344.000	0,099973863
		2021	531.295.500	5.314.344.000	0,099973863
105	SLIS	2020	500.000.000	2.000.000.000	0,25
		2021	500.000.000	2.000.000.000	0,25
106	CCSI	2020	200.000.000	1.000.000.000	0,2
		2021	239.999.999	1.199.999.998	0,2
107	SCCO	2020	51.307.760	205.583.400	0,249571512
		2021	51.307.760	205.583.400	0,249571512

Lampiran 5 Pengukuran Ukuran Perusahaan (UK)

No	Kode	Tahun	Total Penjualan	Ukuran Perusahaan
1	ADES	2020	673.364.000.000	27,23555188
		2021	935.075.000.000	27,56389258
2	AISA	2020	1.283.331.000.000	27,88048016
		2021	1.520.879.000.000	28,05030957
3	BUDI	2020	2.725.866.000.000	28,63380729
		2021	3.374.782.000.000	28,84735185
4	CAMP	2020	956.634.474.111	27,58668721
		2021	1.019.133.657.275	27,64997403
5	CEKA	2020	3.634.297.273.749	28,92143689
		2021	5.359.440.530.374	29,30988071
6	CLEO	2020	972.634.784.176	27,6032745
		2021	1.103.519.743.574	27,72952595
7	COCO	2020	171.048.708.670	25,8652142
		2021	224.437.956.140	26,13686514
8	DLTA	2020	546.336.411.000	27,02650076
		2021	681.205.785.000	27,24713028
9	DMND	2020	6.110.155.000.000	29,44097326
		2021	6.973.718.000.000	29,57316963
10	ENZO	2020	516.388.569.802	26,97012536
		2021	1.129.864.264.910	27,75311862
11	GOOD	2020	7.719.379.796.413	29,67475514
		2021	8.799.579.901.024	29,8057251
12	HOKI	2020	1.173.189.488.886	27,79074721
		2021	933.597.187.584	27,56231091
13	ICBP	2020	46.641.048.000.000	31,47350213
		2021	56.803.733.000.000	31,67062316
14	INDF	2020	81.731.469.000.000	32,03446022
		2021	99.345.618.000.000	32,22962598
15	MLBI	2020	1.985.009.000.000	28,31664456
		2021	2.473.681.000.000	28,53672844
16	MYOR	2020	24.476.953.742.651	30,82875313
		2021	27.904.558.322.183	30,95981117
17	PANI	2020	180.460.605.000	25,91877834
		2021	282.803.444.000	26,36801795
18	ROTI	2020	3.212.034.546.032	28,79792567
		2021	3.287.623.237.457	28,821186
19	SKBM	2020	3.165.530.224.724	28,78334169
		2021	3.847.887.478.570	28,97854541
20	SKLT	2020	1.253.700.810.596	27,85712094
		2021	1.356.846.112.540	27,93618409

21	STTP	2020	3.846.300.254.825	28,97813283
		2021	4.241.856.914.012	29,07602224
22	ULTJ	2020	5.967.362.000.000	29,41732607
		2021	6.616.642.000.000	29,52060911
23	GGRM	2020	114.447.311.000.000	32,37113567
		2021	124.881.266.000.000	32,45838453
24	HMSP	2020	92.425.210.000.000	32,15742089
		2021	98.874.784.000.000	32,22487536
25	WIIM	2020	1.994.066.771.177	28,32119727
		2021	2.733.691.702.981	28,63667408
26	DVLA	2020	1.829.699.557.000	28,23517289
		2021	1.900.893.602.000	28,27334521
27	KAEF	2020	10.006.173.023.000	29,93422332
		2021	12.857.626.593.000	30,18495826
28	KBLF	2020	23.112.654.991.224	30,77140142
		2021	26.261.194.512.313	30,89911347
29	MERK	2020	655.847.125.000	27,20919356
		2021	1.064.394.815.000	27,6934275
30	PEHA	2020	980.556.653.000	27,61138626
		2021	1.051.444.342.000	27,6811859
31	PYFA	2020	277.398.061.739	26,34871936
		2021	630.530.235.961	27,16982695
32	SCPI	2020	2.893.298.079.000	28,69341817
		2021	2.159.191.248.000	28,40075485
33	SIDO	2020	3.335.411.000.000	28,83561703
		2021	4.020.980.000.000	29,02254677
34	SOHO	2020	6.163.939.000.000	29,44973714
		2021	7.076.164.000.000	29,58775307
35	SQBB	2020	542.095.315.000	27,01870768
		2021	668.841.204.000	27,22881251
36	TSPC	2020	10.968.402.090.246	30,02603972
		2021	11.234.443.003.639	30,05000544
37	KINO	2020	4.024.971.042.139	29,02353883
		2021	3.976.656.101.508	29,01146241
38	MRAT	2020	318.408.499.475	26,48660098
		2021	326.794.571.097	26,51259759
39	UNVR	2020	42.972.474.000.000	31,39158089
		2021	39.545.959.000.000	31,30848463
40	CBMF	2020	79.469.675.234	25,09864134
		2021	27.224.582.215	24,02738616
41	WOOD	2020	2.929.365.354.072	28,70580691
		2021	5.416.331.556.250	29,32043987
42	HRTA	2020	4.138.626.813.254	29,05138516

		2021	5.237.905.426.180	29,28694281
43	INTP	2020	14.184.322.000.000	30,28315839
		2021	14.771.906.000.000	30,32374825
44	SMBR	2020	1.721.907.150.000	28,1744536
		2021	1.751.585.770.000	28,19154265
45	SMCB	2020	10.108.220.000.000	29,94437007
		2021	11.218.181.000.000	30,04855688
46	SMGR	2020	35.171.668.000.000	31,19126199
		2021	34.957.871.000.000	31,18516477
47	WTON	2020	4.803.359.291.718	29,20033664
		2021	4.312.853.243.803	29,09262081
48	ARNA	2020	2.211.743.593.136	28,42480228
		2021	2.554.880.982.584	28,56902676
49	CAKK	2020	217.013.915.602	26,10322732
		2021	270.440.097.202	26,32331646
50	MARK	2020	565.439.688.892	27,06086948
		2021	1.193.506.756.539	27,80791694
51	MLIA	2020	3.736.112.780.000	28,94906682
		2021	4.450.121.257.000	29,12395246
52	ALKA	2020	2.044.132.602.000	28,34599466
		2021	3.470.466.702.000	28,8753102
53	BAJA	2020	1.204.954.780.957	27,81746316
		2021	1.374.486.754.604	27,94910151
54	BTON	2020	113.551.660.060	25,45552373
		2021	112.730.081.720	25,44826214
55	INAI	2020	1.028.910.711.144	27,6595218
		2021	1.436.934.034.909	27,99353282
56	ISSP	2020	3.775.530.000.000	28,95956189
		2021	5.378.808.000.000	29,3134879
57	KRAS	2020	19.093.331.985	23,672605
		2021	30.784.367.460	24,15027285
58	NIKL	2020	2.041.413.970.050	28,34466381
		2021	3.006.998.590.547	28,73196355
59	TBMS	2020	6.362.099.899.155	29,48137961
		2021	10.284.101.563.916	29,96162028
60	AGII	2020	2.188.179.000.000	28,41409081
		2021	2.738.813.000.000	28,63854573
61	BRPT	2020	32.923.467.850	24,21745155
		2021	45.028.055.464	24,53055159
62	DPNS	2020	96.644.910.643	25,29430938
		2021	147.210.449.631	25,71512903
63	EKAD	2020	671.540.878.728	27,23284073
		2021	629.879.334.779	27,16879411

64	INCI	2020	394.017.538.408	26,69966126
		2021	520.716.778.853	26,97847212
65	MKDI	2020	349.983.000.000	26,58115042
		2021	397.308.000.000	26,70797764
66	MOLI	2020	1.472.641.715.000	28,01807899
		2021	1.612.054.076.000	28,10853031
67	SAMF	2020	1.409.226.181.520	27,97406186
		2021	1.852.362.345.299	28,24748288
68	SRSN	2020	890.996.866.000	27,51560675
		2021	907.832.649.000	27,53432589
69	TPIA	2020	25.479.892.620	23,96115545
		2021	36.820.084.325	24,3293093
70	UNIC	2020	4.583.523.675.640	29,15348918
		2021	5.294.953.433.445	29,2977753
71	AKPI	2020	2.230.113.093.000	28,43307341
		2021	2.702.959.888.000	28,62536854
72	EPAC	2020	159.385.746.497	25,79459318
		2021	142.114.567.614	25,67989938
73	ESIP	2020	47.405.156.343	24,58199684
		2021	53.930.872.482	24,71096892
74	IGAR	2020	739.402.296.030	27,32910799
		2021	970.111.806.482	27,60067717
75	IMPC	2020	1.797.514.877.242	28,2174262
		2021	2.227.367.211.794	28,43184138
76	PBID	2020	3.870.552.460.000	28,98441837
		2021	4.441.512.773.000	29,12201615
77	SMKL	2020	1.697.782.916.089	28,16034435
		2021	2.119.868.420.179	28,38237514
78	TALF	2020	1.022.101.048.870	27,65288148
		2021	1.047.891.188.545	27,67780087
79	TRST	2020	2.991.912.117.541	28,7269338
		2021	3.652.442.192.823	28,92641715
80	CPIN	2020	42.518.782.000.000	31,38096702
		2021	51.698.249.000.000	31,57644503
81	CPRO	2020	7.573.506.000.000	29,65567722
		2021	8.028.078.000.000	29,71396626
82	JPFA	2020	36.964.948.000.000	31,24099123
		2021	44.878.300.000.000	31,4349755
83	SIPD	2020	61.233.965.975	24,83796787
		2021	77.617.381.289	25,07505722
84	IFII	2020	682.021.210.514	27,24832659
		2021	714.581.513.385	27,29496291
85	SINI	2020	274.365.507.443	26,33772702

		2021	380.340.837.138	26,66433363
86	ALDO	2020	1.105.920.883.249	27,73169948
		2021	1.457.266.932.664	28,00758383
87	FASW	2020	7.909.812.000.000	29,69912513
		2021	11.932.773.000.000	30,11030976
88	INKP	2020	42.117.995.465	24,46374093
		2021	50.178.165.634	24,63884582
89	INRU	2020	1.777.554.415	21,29850433
		2021	2.095.531.071	21,46307285
90	KSDI	2020	1.923.089.935.410	28,28495435
		2021	2.241.085.126.185	28,4379813
91	SPMA	2020	2.151.494.981.968	28,39718406
		2021	2.794.452.671.851	28,65865738
92	TKIM	2020	12.221.319.565	23,22644777
		2021	14.618.005.471	23,40551986
93	KMTR	2020	8.797.505.458.133	29,80548933
		2021	12.318.954.874.369	30,14216024
94	ASII	2020	175.046.000.000.000	32,79606991
		2021	233.485.000.000.000	33,08413895
95	GJTL	2020	189.494.920.160	25,96762805
		2021	218.945.505.122	26,1120887
96	INDS	2020	1.626.191.344.390	28,1172618
		2021	2.643.818.825.137	28,60324551
97	LPIN	2020	103.066.288.012	25,35863819
		2021	120.475.047.471	25,51470849
98	MASA	2020	4.504.181.583.720	29,13602732
		2021	6.609.471.731.199	29,51952485
99	SMSM	2020	3.233.693.000.000	28,80464594
		2021	4.162.931.000.000	29,05724051
100	INDR	2020	8.308.437.170.215	29,74829264
		2021	12.615.248.198.937	30,16592737
101	PBRX	2020	9.660.405.905.605	29,89905678
		2021	9.837.687.694.241	29,91724181
102	UCID	2020	8.433.933.000.000	29,76328433
		2021	9.116.592.000.000	29,84111717
103	UNIT	2020	851.191.388.320	27,46990284
		2021	1.133.821.917.307	27,75661527
104	PSTN	2020	2.047.628.421.475	28,34770337
		2021	2.282.269.217.158	28,45619133
105	SLIS	2020	411.798.065.773	26,74379893
		2021	448.363.550.268	26,82887024
106	CCSI	2020	282.013.025.000	26,36521909
		2021	422.882.541.000	26,7703603

107	SCCO	2020	4.620.736.359.547	29,16157519
		2021	5.020.992.336.635	29,24464871



Lampiran 6 Pengukuran Profitabilitas (NPM)

No	Kode	Tahun	Laba Bersih	Total Penjualan	NPM
1	ADES	2020	135.789.000.000	673.364.000.000	0,2016576473
		2021	265.758.000.000	935.075.000.000	0,2842103575
2	AISA	2020	1.204.972.000.000	1.283.331.000.000	0,9389409279
		2021	8.771.000.000	1.520.879.000.000	0,0057670597
3	BUDI	2020	67.093.000.000	2.725.866.000.000	0,0246134623
		2021	91.723.000.000	3.374.782.000.000	0,0271789407
4	CAMP	2020	44.045.828.312	956.634.474.111	0,0460424849
		2021	100.066.615.090	1.019.133.657.275	0,0981879211
5	CEKA	2020	181.812.593.992	3.634.297.273.749	0,0500268911
		2021	187.066.990.085	5.359.440.530.374	0,0349042011
6	CLEO	2020	132.772.234.495	972.634.784.176	0,1365077999
		2021	180.711.667.020	1.103.519.743.574	0,1637593419
7	COCO	2020	2.738.128.648	171.048.708.670	0,0160078885
		2021	8.532.631.708	224.437.956.140	0,0380177750
8	DLTA	2020	123.465.762.000	546.336.411.000	0,2259885293
		2021	187.992.998.000	681.205.785.000	0,2759709359
9	DMND	2020	205.589.000.000	6.110.155.000.000	0,0336471006
		2021	351.470.000.000	6.973.718.000.000	0,0503992275
10	ENZO	2020	1.196.922.419	516.388.569.802	0,0023178716
		2021	10.191.676.313	1.129.864.264.910	0,0090202661
11	GOOD	2020	245.103.761.907	7.719.379.796.413	0,0317517428
		2021	492.637.672.186	8.799.579.901.024	0,0559842263
12	HOKI	2020			

			38.038.419.405	1.173.189.488.886	0,0324230823
		2021	12.533.087.704	933.597.187.584	0,0134245131
13	ICBP	2020	7.418.574.000.000	46.641.048.000.000	0,1590567605
		2021	7.900.282.000.000	56.803.733.000.000	0,1390803312
14	INDF	2020	8.752.066.000.000	81.731.469.000.000	0,1070831848
		2021	11.203.585.000.000	99.345.618.000.000	0,1127738216
15	MLBI	2020	285.617.000.000	1.985.009.000.000	0,1438870050
		2021	665.850.000.000	2.473.681.000.000	0,2691737536
16	MYOR	2020	209.168.514.045	24.476.953.742.651	0,0085455288
		2021	121.105.247.953	27.904.558.322.183	0,0043399808
17	PANI	2020	224.178.000	180.460.605.000	0,0012422545
		2021	1.680.076.000	282.803.444.000	0,0059407905
18	ROTI	2020	168.610.282.478	3.212.034.546.032	0,0524932967
		2021	281.340.682.456	3.287.623.237.457	0,0855757069
19	SKBM	2020	5.415.741.808	3.165.530.224.724	0,0017108482
		2021	29.707.421.605	3.847.887.478.570	0,0077204497
20	SKLT	2020	42.520.246.722	1.253.700.810.596	0,0339157847
		2021	84.524.160.228	1.356.846.112.540	0,0622945811
21	STTP	2020	628.628.879.549	3.846.300.254.825	0,1634372872
		2021	617.573.766.863	4.241.856.914.012	0,1455904288
22	ULTJ	2020	1.109.666.000.000	5.967.362.000.000	0,1859558713
		2021	1.276.793.000.000	6.616.642.000.000	0,1929669158
23	GGRM	2020	7.647.729.000.000	114.447.311.000.000	0,0668231427
		2021	5.605.321.000.000	124.881.266.000.000	0,0448852032
24	HMSP	2020			

			8.581.378.000.000	92.425.210.000.000	0,0928467244
		2021	7.137.097.000.000	98.874.784.000.000	0,0721831868
25	WIIM	2020	172.506.562.986	1.994.066.771.177	0,0865099231
		2021	176.877.010.231	2.733.691.702.981	0,0647026181
26	DVLA	2020	162.072.984.000	1.829.699.557.000	0,0885790147
		2021	146.725.628.000	1.900.893.602.000	0,0771877121
27	KAEF	2020	20.425.757.000	10.006.173.023.000	0,0020413156
		2021	289.888.789.000	12.857.626.593.000	0,0225460575
28	KBLF	2020	2.799.622.515.814	23.112.654.991.224	0,1211294210
		2021	3.232.007.683.281	26.261.194.512.313	0,1230716174
29	MERK	2020	71.902.263.000	655.847.125.000	0,1096326572
		2021	131.660.834.000	1.064.394.815.000	0,1236954861
30	PEHA	2020	48.665.150.000	980.556.653.000	0,0496301258
		2021	11.296.951.000	1.051.444.342.000	0,0107442216
31	PYFA	2020	22.104.364.267	277.398.061.739	0,0796846385
		2021	5.478.952.440	630.530.235.961	0,0086894365
32	SCPI	2020	218.362.874.000	2.893.298.079.000	0,0754719590
		2021	118.691.582.000	2.159.191.248.000	0,0549703886
33	SIDO	2020	934.016.000.000	3.335.411.000.000	0,2800302571
		2021	1.260.898.000.000	4.020.980.000.000	0,3135797741
34	SOHO	2020	172.200.000.000	6.163.939.000.000	0,0279366814
		2021	551.091.000.000	7.076.164.000.000	0,0778799078
35	SQBB	2020	169.957.223.000	542.095.315.000	0,3135190774
		2021	220.123.496.000	668.841.204.000	0,3291117453
36	TSPC	2020			

			834.369.751.682	10.968.402.090.246	0,0760703104
		2021	877.817.637.643	11.234.443.003.639	0,0781362848
37	KINO	2020	113.665.219.638	4.024.971.042.139	0,0282400093
		2021	100.649.538.230	3.976.656.101.508	0,0253100936
38	MRAT	2020	6.179.163.273	318.408.499.475	0,0194064018
		2021	7.588.661.369	326.794.571.097	0,0232215038
39	UNVR	2020	7.163.536.000.000	42.972.474.000.000	0,1667005721
		2021	5.758.148.000.000	39.545.959.000.000	0,1456064828
40	CBMF	2020	5.286.152.369	79.469.675.234	0,0665178554
		2021	1.470.491.082	27.224.582.215	0,0540133571
41	WOOD	2020	314.366.052.372	2.929.365.354.072	0,1073154129
		2021	535.295.612.635	5.416.331.556.250	0,0988299197
42	HRTA	2020	171.084.530.868	4.138.626.813.254	0,0413384774
		2021	194.432.397.219	5.237.905.426.180	0,0371202573
43	INTP	2020	1.806.337.000.000	14.184.322.000.000	0,1273474333
		2021	1.788.496.000.000	14.771.906.000.000	0,1210741525
44	SMBR	2020	10.981.673.000	1.721.907.150.000	0,0063776220
		2021	51.817.305.000	1.751.585.770.000	0,0295830817
45	SMCB	2020	650.988.000.000	10.108.220.000.000	0,0644018433
		2021	720.933.000.000	11.218.181.000.000	0,0642646967
46	SMGR	2020	2.674.343.000.000	35.171.668.000.000	0,0760368544
		2021	2.082.347.000.000	34.957.871.000.000	0,0595673289
47	WTON	2020	123.147.079.420	4.803.359.291.718	0,0256376989
		2021	81.433.957.569	4.312.853.243.803	0,0188816899
48	ARNA	2020			

			326.241.511.507	2.211.743.593.136	0,1475042191
		2021	475.983.374.390	2.554.880.982.584	0,1863035412
49	CAKK	2020	144.403.412	217.013.915.602	0,0006654108
		2021	12.203.830.048	270.440.097.202	0,0451258159
50	MARK	2020	144.194.690.952	565.439.688.892	0,2550133883
		2021	392.149.133.254	1.193.506.756.539	0,3285688423
51	MLIA	2020	55.089.347.000	3.736.112.780.000	0,0147450974
		2021	647.249.607.000	4.450.121.257.000	0,1454453867
52	ALKA	2020	6.684.414.000	2.044.132.602.000	0,0032700491
		2021	17.445.033.000	3.470.466.702.000	0,0050267110
53	BAJA	2020	55.118.520.227	1.204.954.780.957	0,0457432271
		2021	88.527.078.771	1.374.486.754.604	0,0644073713
54	BTON	2020	4.486.083.939	113.551.660.060	0,0395069868
		2021	9.635.958.498	112.730.081.720	0,0854781470
55	INAI	2020	3.991.581.552	1.028.910.711.144	0,0038794246
		2021	4.319.665.242	1.436.934.034.909	0,0030061681
56	ISSP	2020	175.835.000.000	3.775.530.000.000	0,0465722693
		2021	486.061.000.000	5.378.808.000.000	0,0903659324
57	KRAS	2020	319.266.675	19.093.331.985	0,0167213703
		2021	887.134.974	30.784.367.460	0,0288177100
58	NIKL	2020	38.338.476.085	2.041.413.970.050	0,0187803535
		2021	83.656.621.387	3.006.998.590.547	0,0278206387
59	TBMS	2020	63.532.939.925	6.362.099.899.155	0,0099861588
		2021	99.523.920.615	10.284.101.563.916	0,0096774541
60	AGII	2020			

			99.862.000.000	2.188.179.000.000	0,0456370343
		2021	211.485.000.000	2.738.813.000.000	0,0772177582
61	BRPT	2020	2.080.233.610	32.923.467.850	0,0631839155
		2021	4.223.723.883	45.028.055.464	0,0938020494
62	DPNS	2020	2.400.715.154	96.644.910.643	0,0248405750
		2021	22.723.655.893	147.210.449.631	0,1543617043
63	EKAD	2020	95.929.070.814	671.540.878.728	0,1428491904
		2021	108.490.477.354	629.879.334.779	0,1722400964
64	INCI	2020	30.071.380.873	394.017.538.408	0,0763199044
		2021	11.036.924.395	520.716.778.853	0,0211956381
65	MKDI	2020	40.085.000.000	349.983.000.000	0,1145341345
		2021	38.851.000.000	397.308.000.000	0,0977855971
66	MOLI	2020	79.288.256.000	1.472.641.715.000	0,0538408326
		2021	38.800.766.000	1.612.054.076.000	0,0240691467
67	SAMF	2020	117.865.798.906	1.409.226.181.520	0,0836386667
		2021	171.146.039.488	1.852.362.345.299	0,0923933916
68	SRSN	2020	44.152.245.000	890.996.866.000	0,0495537602
		2021	26.542.985.000	907.832.649.000	0,0292377511
69	TPIA	2020	726.999.910	25.479.892.620	0,0285322988
		2021	2.168.945.076	36.820.084.325	0,0589065755
70	UNIC	2020	384.993.450.205	4.583.523.675.640	0,0839950827
		2021	828.354.218.873	5.294.953.433.445	0,1564422104
71	AKPI	2020	66.005.547.000	2.230.113.093.000	0,0295973990
		2021	147.822.236.000	2.702.959.888.000	0,0546890232
72	EPAC	2020			

			2.920.126.029	159.385.746.497	0,0183211240
		2021	1.069.895.675	142.114.567.614	0,0075284026
73	ESIP	2020	1.741.619.395	47.405.156.343	0,0367390286
		2021	611.433.199	53.930.872.482	0,0113373504
74	IGAR	2020	60.770.710.445	739.402.296.030	0,0821889664
		2021	104.034.299.846	970.111.806.482	0,1072394946
75	IMPC	2020	115.805.324.362	1.797.514.877.242	0,0644252383
		2021	206.588.977.295	2.227.367.211.794	0,0927503001
76	PBID	2020	373.653.845.000	3.870.552.460.000	0,0965376000
		2021	412.552.472.000	4.441.512.773.000	0,0928855759
77	SMKL	2020	40.451.330.239	1.697.782.916.089	0,0238259732
		2021	106.306.881.651	2.119.868.420.179	0,0501478680
78	TALF	2020	18.488.700.221	1.022.101.048.870	0,0180889162
		2021	22.437.888.810	1.047.891.188.545	0,0214124224
79	TRST	2020	73.277.742.422	2.991.912.117.541	0,0244919435
		2021	200.975.805.947	3.652.442.192.823	0,0550250477
80	CPIN	2020	3.845.833.000.000	42.518.782.000.000	0,0904502156
		2021	3.619.010.000.000	51.698.249.000.000	0,0700025643
81	CPRO	2020	381.422.000.000	7.573.506.000.000	0,0503626722
		2021	2.212.293.000.000	8.028.078.000.000	0,2755694451
82	JPFA	2020	1.221.904.000.000	36.964.948.000.000	0,0330557478
		2021	2.130.896.000.000	44.878.300.000.000	0,0474816559
83	SIPD	2020	202.251.595	61.233.965.975	0,0033029315
		2021	214.962.485	77.617.381.289	0,0027695148
84	IFII	2020			

			73.585.850.462	682.021.210.514	0,1078937859
		2021	82.349.452.240	714.581.513.385	0,1152415095
85	SINI	2020	2.095.172.053	274.365.507.443	0,0076364266
		2021	8.444.661.323	380.340.837.138	0,0222028783
86	ALDO	2020	65.331.041.553	1.105.920.883.249	0,0590738836
		2021	100.771.009.640	1.457.266.932.664	0,0691506871
87	FASW	2020	353.299.000.000	7.909.812.000.000	0,0446659162
		2021	614.926.000.000	11.932.773.000.000	0,0515325315
88	INKP	2020	4.147.448.305	42.117.995.465	0,0984721200
		2021	7.520.319.491	50.178.165.634	0,1498723478
89	INRU	2020	52.879.645	1.777.554.415	0,0297485380
		2021	9.945.493	2.095.531.071	0,0047460489
90	KSDI	2020	60.178.290.460	1.923.089.935.410	0,0312924993
		2021	72.634.468.539	2.241.085.126.185	0,0324104014
91	SPMA	2020	162.524.650.713	2.151.494.981.968	0,0755403345
		2021	294.325.560.054	2.794.452.671.851	0,1053249400
92	TKIM	2020	2.092.251.070	12.221.319.565	0,1711968220
		2021	3.553.066.614	14.618.005.471	0,2430609717
93	KMTR	2020	197.498.349.769	8.797.505.458.133	0,0224493580
		2021	81.527.139.693	12.318.954.874.369	0,0066180241
94	ASII	2020	18.571.000.000.000	175.046.000.000.000	0,1060921129
		2021	25.586.000.000.000	233.485.000.000.000	0,1095830567
95	GJTL	2020	4.498.281.970	189.494.920.160	0,0237382721
		2021	1.140.036.024	218.945.505.122	0,0052069396
96	INDS	2020			

			58.751.009.224	1.626.191.344.390	0,0361279805
		2021	158.199.728.715	2.643.818.825.137	0,0598375831
97	LPIN	2020	6.732.478.855	103.066.288.012	0,0653218330
		2021	23.408.672.795	120.475.047.471	0,1943030801
98	MASA	2020	498.695.773.485	4.504.181.583.720	0,1107183989
		2021	870.058.696.050	6.609.471.731.199	0,1316381598
99	SMSM	2020	539.116.000.000	3.233.693.000.000	0,1667183619
		2021	728.263.000.000	4.162.931.000.000	0,1749399642
100	INDR	2020	87.902.247.160	8.308.437.170.215	0,0105798775
		2021	1.206.704.858.665	12.615.248.198.937	0,0956544683
101	PBRX	2020	273.173.142.970	9.660.405.905.605	0,0282776051
		2021	219.796.279.978	9.837.687.694.241	0,0223422705
102	UCID	2020	311.682.000.000	8.433.933.000.000	0,0369557121
		2021	475.087.000.000	9.116.592.000.000	0,0521123464
103	UNIT	2020	79.445.354.625	851.191.388.320	0,0933343026
		2021	151.369.361.823	1.133.821.917.307	0,1335036477
104	PSTN	2020	68.186.108.900	2.047.628.421.475	0,0333000403
		2021	83.052.500.465	2.282.269.217.158	0,0363903171
105	SLIS	2020	26.496.991.949	411.798.065.773	0,0643446246
		2021	25.245.714.649	448.363.550.268	0,0563063492
106	CCSI	2020	28.523.152.000	282.013.025.000	0,1011412576
		2021	38.733.792.000	422.882.541.000	0,0915946823
107	SCCO	2020	238.152.486.485	4.620.736.359.547	0,0515399425
		2021	141.762.816.916	5.020.992.336.635	0,0282340238

Lampiran 7 Pengukuran Umur Perusahaan

No	Kode	Tahun	Tahun Sekarang	Awal Berdiri	Umur
1	ADES	2020	2020	1985	35
		2021	2021	1985	36
2	AISA	2020	2020	1990	30
		2021	2021	1990	31
3	BUDI	2020	2020	1979	41
		2021	2021	1979	42
4	CAMP	2020	2020	1972	48
		2021	2021	1972	49
5	CEKA	2020	2020	1968	52
		2021	2021	1968	53
6	CLEO	2020	2020	1988	32
		2021	2021	1988	33
7	COCO	2020	2020	2006	14
		2021	2021	2006	15
8	DLTA	2020	2020	1932	88
		2021	2021	1932	89
9	DMND	2020	2020	1995	25
		2021	2021	1995	26
10	ENZO	2020	2020	2013	7
		2021	2021	2013	8
11	GOOD	2020	2020	1994	26
		2021	2021	1994	27
12	HOKI	2020	2020	2003	17
		2021	2021	2003	18
13	ICBP	2020	2020	2009	11
		2021	2021	2009	12
14	INDF	2020	2020	1990	30
		2021	2021	1990	31
15	MLBI	2020	2020	1929	91
		2021	2021	1929	92
16	MYOR	2020	2020	1977	43
		2021	2021	1977	44
17	PANI	2020	2020	2000	20
		2021	2021	2000	21
18	ROTI	2020	2020	1995	25
		2021	2021	1995	26
19	SKBM	2020	2020	1973	47
		2021	2021	1973	48
20	SKLT	2020	2020	1976	44

		2021	2021	1976	45
21	STTP	2020	2020	1987	33
		2021	2021	1987	34
22	ULTJ	2020	2020	1971	49
		2021	2021	1971	50
23	GGRM	2020	2020	1971	49
		2021	2021	1971	50
24	HMSP	2020	2020	1963	57
		2021	2021	1963	58
25	WIIM	2020	2020	1994	26
		2021	2021	1994	27
26	DVLA	2020	2020	1976	44
		2021	2021	1976	45
27	KAEF	2020	2020	1971	49
		2021	2021	1971	50
28	KBLF	2020	2020	1966	54
		2021	2021	1966	55
29	MERK	2020	2020	1970	50
		2021	2021	1970	51
30	PEHA	2020	2020	1954	66
		2021	2021	1954	67
31	PYFA	2020	2020	1976	44
		2021	2021	1976	45
32	SCPI	2020	2020	1972	48
		2021	2021	1972	49
33	SIDO	2020	2020	1975	45
		2021	2021	1975	46
34	SOHO	2020	2020	1956	64
		2021	2021	1956	65
35	SQBB	2020	2020	1970	50
		2021	2021	1970	51
36	TSPC	2020	2020	1970	50
		2021	2021	1970	51
37	KINO	2020	2020	1999	21
		2021	2021	1999	22
38	MRAT	2020	2020	1978	42
		2021	2021	1978	43
39	UNVR	2020	2020	1933	87
		2021	2021	1933	88
40	CBMF	2020	2020	2012	8
		2021	2021	2012	9
41	WOOD	2020	2020	1989	31
		2021	2021	1989	32

42	HRTA	2020	2020	2004	16
		2021	2021	2004	17
43	INTP	2020	2020	1985	35
		2021	2021	1985	36
44	SMBR	2020	2020	1974	46
		2021	2021	1974	47
45	SMCB	2020	2020	1971	49
		2021	2021	1971	50
46	SMGR	2020	2020	1953	67
		2021	2021	1953	68
47	WTON	2020	2020	1997	23
		2021	2021	1997	24
48	ARNA	2020	2020	1993	27
		2021	2021	1993	28
49	CAKK	2020	2020	1995	25
		2021	2021	1995	26
50	MARK	2020	2020	2002	18
		2021	2021	2002	19
51	MLIA	2020	2020	1986	34
		2021	2021	1986	35
52	ALKA	2020	2020	1967	53
		2021	2021	1967	54
53	BAJA	2020	2020	1993	27
		2021	2021	1993	28
54	BTON	2020	2020	1995	25
		2021	2021	1995	26
55	INAI	2020	2020	1971	49
		2021	2021	1971	50
56	ISSP	2020	2020	1971	49
		2021	2021	1971	50
57	KRAS	2020	2020	1971	49
		2021	2021	1971	50
58	NIKL	2020	2020	1982	38
		2021	2021	1982	39
59	TBMS	2020	2020	1977	43
		2021	2021	1977	44
60	AGII	2020	2020	1971	49
		2021	2021	1971	50
61	BRPT	2020	2020	1968	52
		2021	2021	1968	53
62	DPNS	2020	2020	1982	38
		2021	2021	1982	39
63	EKAD	2020	2020	1981	39

		2021	2021	1981	40
64	INCI	2020	2020	1981	39
		2021	2021	1981	40
65	MKDI	2020	2020	1981	39
		2021	2021	1981	40
66	MOLI	2020	2020	1959	61
		2021	2021	1959	62
67	SAMF	2020	2020	1998	22
		2021	2021	1998	23
68	SRSN	2020	2020	1982	38
		2021	2021	1982	39
69	TPIA	2020	2020	1968	52
		2021	2021	1968	53
70	UNIC	2020	2020	1967	53
		2021	2021	1967	54
71	AKPI	2020	2020	1980	40
		2021	2021	1980	41
72	EPAC	2020	2020	2013	7
		2021	2021	2013	8
73	ESIP	2020	2020	2001	19
		2021	2021	2001	20
74	IGAR	2020	2020	1975	45
		2021	2021	1975	46
75	IMPC	2020	2020	1981	39
		2021	2021	1981	40
76	PBID	2020	2020	1990	30
		2021	2021	1990	31
77	SMKL	2020	2020	2001	19
		2021	2021	2001	20
78	TALF	2020	2020	1977	43
		2021	2021	1977	44
79	TRST	2020	2020	1979	41
		2021	2021	1979	42
80	CPIN	2020	2020	1972	48
		2021	2021	1972	49
81	CPRO	2020	2020	1980	40
		2021	2021	1980	41
82	JPFA	2020	2020	1971	49
		2021	2021	1971	50
83	SIPD	2020	2020	1985	35
		2021	2021	1985	36
84	IFII	2020	2020	2007	13
		2021	2021	2007	14

85	SINI	2020	2020	2005	15
		2021	2021	2005	16
86	ALDO	2020	2020	1989	31
		2021	2021	1989	32
87	FASW	2020	2020	1987	33
		2021	2021	1987	34
88	INKP	2020	2020	1976	44
		2021	2021	1976	45
89	INRU	2020	2020	1983	37
		2021	2021	1983	38
90	KSDI	2020	2020	1973	47
		2021	2021	1973	48
91	SPMA	2020	2020	1976	44
		2021	2021	1976	45
92	TKIM	2020	2020	1972	48
		2021	2021	1972	49
93	KMTR	2020	2020	1991	29
		2021	2021	1991	30
94	ASII	2020	2020	1957	63
		2021	2021	1957	64
95	GJTL	2020	2020	1951	69
		2021	2021	1951	70
96	INDS	2020	2020	1978	42
		2021	2021	1978	43
97	LPIN	2020	2020	1982	38
		2021	2021	1982	39
98	MASA	2020	2020	1988	32
		2021	2021	1988	33
99	SMSM	2020	2020	1976	44
		2021	2021	1976	45
100	INDR	2020	2020	1974	46
		2021	2021	1974	47
101	PBRX	2020	2020	1980	40
		2021	2021	1980	41
102	UCID	2020	2020	1997	23
		2021	2021	1997	24
103	UNIT	2020	2020	1972	48
		2021	2021	1972	49
104	PSTN	2020	2020	1990	30
		2021	2021	1990	31
105	SLIS	2020	2020	1996	24
		2021	2021	1996	25
106	CCSI	2020	2020	1995	25

		2021	2021	1995	26
107	SCCO	2020	2020	1970	50
		2021	2021	1970	51



Lampiran 8 Pengukuran Pengungkapan Manajemen Risiko (ERM)

No	Kode	Tahun	Risiko Operasional	Risiko Kredit	Risiko Pasar	Risiko Likuiditas	Risiko Kepatuhan	Risiko Hukum	Risiko Reputasi	Risiko Strategis	total ERM	ERM
1	ADES	2020	0	1	1	1	0	1	0	0	4	0,500
		2021	0	1	1	1	0	1	0	0	4	0,500
2	AISA	2020	0	1	1	1	0	0	0	0	3	0,375
		2021	0	1	1	1	0	0	0	0	3	0,375
3	BUDI	2020	0	1	1	1	0	0	0	0	3	0,375
		2021	0	1	1	1	0	0	0	0	3	0,375
4	CAMP	2020	0	1	1	1	0	0	0	0	3	0,375
		2021	0	1	1	1	0	0	0	0	3	0,375
5	CEKA	2020	0	1	1	1	0	0	0	0	3	0,375
		2021	0	1	1	1	0	0	0	0	3	0,375
6	CLEO	2020	0	1	1	1	0	0	0	0	3	0,375
		2021	0	1	1	1	0	0	0	0	3	0,375
7	COCO	2020	0	1	1	1	0	0	0	0	3	0,375
		2021	0	1	1	1	0	0	0	0	3	0,375
8	DLTA	2020	0	1	1	1	0	0	0	0	3	0,375
		2021	0	1	1	1	0	0	0	0	3	0,375
9	DMND	2020	0	1	1	1	0	0	0	0	3	0,375
		2021	0	1	1	1	0	0	0	0	3	0,375
10	ENZO	2020	0	1	1	1	0	0	0	0	3	0,375
		2021	0	1	1	1	0	0	0	0	3	0,375
11	GOOD	2020	0	0	1	0	1	0	0	0	2	0,250

		2021	0	0	1	0	1	0	0	0	2	0,250
12	HOKI	2020	0	1	1	1	0	0	0	0	3	0,375
		2021	0	1	1	1	0	0	0	0	3	0,375
13	ICBP	2020	0	1	1	1	0	0	0	0	3	0,375
		2021	0	1	1	1	0	0	0	0	3	0,375
14	INDF	2020	0	1	1	1	0	0	0	0	3	0,375
		2021	0	1	1	1	0	0	0	0	3	0,375
15	MLBI	2020	0	1	1	1	0	0	0	0	3	0,375
		2021	0	1	1	1	0	0	0	0	3	0,375
16	MYOR	2020	0	1	1	1	0	0	0	0	3	0,375
		2021	0	1	1	1	0	0	0	0	3	0,375
17	PANI	2020	0	1	1	1	0	0	0	0	3	0,375
		2021	0	1	1	1	0	0	0	0	3	0,375
18	ROTI	2020	1	1	1	1	0	0	0	0	4	0,500
		2021	1	1	1	1	0	0	0	0	4	0,500
19	SKBM	2020	0	1	1	1	0	0	0	0	3	0,375
		2021	0	1	1	1	0	0	0	0	3	0,375
20	SKLT	2020	0	1	1	1	0	0	0	0	3	0,375
		2021	0	1	1	1	0	0	0	0	3	0,375
21	STTP	2020	0	1	1	1	0	0	0	0	3	0,375
		2021	0	1	1	1	0	0	0	0	3	0,375
22	ULTJ	2020	0	1	1	1	0	0	0	0	3	0,375
		2021	0	1	1	1	0	0	0	0	3	0,375
23	GGRM	2020	0	1	1	1	0	0	0	0	3	0,375
		2021	0	1	1	1	0	0	0	0	3	0,375

24	HMSP	2020	0	1	1	1	0	0	0	0	3	0,375
		2021	0	1	1	1	0	0	0	0	3	0,375
25	WIIM	2020	0	1	1	1	0	0	0	0	3	0,375
		2021	0	1	1	1	0	0	0	0	3	0,375
26	DVLA	2020	0	1	1	1	0	0	0	0	3	0,375
		2021	0	1	1	1	0	0	0	0	3	0,375
27	KAEF	2020	0	1	1	1	0	0	0	0	3	0,375
		2021	0	1	1	1	0	0	0	0	3	0,375
28	KBLF	2020	0	1	1	1	0	0	0	0	3	0,375
		2021	0	1	1	1	0	0	0	0	3	0,375
29	MERK	2020	0	1	1	1	0	0	0	0	3	0,375
		2021	0	1	1	1	0	0	0	0	3	0,375
30	PEHA	2020	0	1	1	1	0	0	0	0	3	0,375
		2021	0	1	1	1	0	0	0	0	3	0,375
31	PYFA	2020	0	1	1	1	0	0	0	0	3	0,375
		2021	0	1	1	1	0	0	0	0	3	0,375
32	SCPI	2020	1	1	1	1	0	0	0	0	4	0,500
		2021	1	1	1	1	0	0	0	0	4	0,500
33	SIDO	2020	1	1	1	1	0	0	0	0	4	0,500
		2021	1	1	1	1	0	0	0	0	4	0,500
34	SOHO	2020	0	1	1	1	0	0	0	0	3	0,375
		2021	0	1	1	1	0	0	0	0	3	0,375
35	SQBB	2020	0	1	1	1	0	0	0	0	3	0,375
		2021	0	1	1	1	0	0	0	0	3	0,375
36	TSPC	2020	0	1	1	1	0	0	0	0	3	0,375

		2021	0	1	1	1	0	0	0	0	3	0,375
37	KINO	2020	0	1	1	1	0	0	0	0	3	0,375
		2021	0	1	1	1	0	0	0	0	3	0,375
38	MRAT	2020	0	1	1	1	0	0	0	0	3	0,375
		2021	0	1	1	1	0	0	0	0	3	0,375
39	UNVR	2020	0	1	1	1	0	0	0	0	3	0,375
		2021	0	1	1	1	0	0	0	0	3	0,375
40	CBMF	2020	0	1	1	1	0	0	0	0	3	0,375
		2021	0	1	1	1	0	0	0	0	3	0,375
41	WOOD	2020	0	1	1	1	0	0	0	0	3	0,375
		2021	0	1	1	1	0	0	0	0	3	0,375
42	HRTA	2020	0	1	1	1	0	0	0	0	3	0,375
		2021	0	1	1	1	0	0	0	0	3	0,375
43	INTP	2020	0	1	1	1	0	0	0	0	3	0,375
		2021	0	1	1	1	0	0	0	0	3	0,375
44	SMBR	2020	0	1	1	1	0	0	0	0	3	0,375
		2021	0	1	1	1	0	0	0	0	3	0,375
45	SMCB	2020	0	1	1	1	0	0	0	0	3	0,375
		2021	0	1	1	1	0	0	0	0	3	0,375
46	SMGR	2020	0	1	1	1	0	0	0	0	3	0,375
		2021	0	1	1	1	0	0	0	0	3	0,375
47	WTON	2020	0	1	1	1	0	0	0	0	3	0,375
		2021	0	1	1	1	0	0	0	0	3	0,375
48	ARNA	2020	0	1	1	1	0	0	0	0	3	0,375
		2021	0	1	1	1	0	0	0	0	3	0,375

49	CAKK	2020	0	0	1	0	1	1	0	0	3	0,375
		2021	0	0	1	0	1	1	0	0	3	0,375
50	MARK	2020	0	1	1	1	0	0	0	0	3	0,375
		2021	0	1	1	1	0	0	0	0	3	0,375
51	MLIA	2020	0	1	1	1	0	0	0	0	3	0,375
		2021	0	1	1	1	0	0	0	0	3	0,375
52	ALKA	2020	0	1	1	1	0	0	0	0	3	0,375
		2021	0	1	1	1	0	0	0	0	3	0,375
53	BAJA	2020	0	1	1	1	0	0	0	0	3	0,375
		2021	0	1	1	1	0	0	0	0	3	0,375
54	BTON	2020	0	1	1	1	0	0	0	0	3	0,375
		2021	0	1	1	1	0	0	0	0	3	0,375
55	INAI	2020	0	1	1	1	0	0	0	0	3	0,375
		2021	0	1	1	1	0	0	0	0	3	0,375
56	ISSP	2020	0	1	1	1	0	0	0	0	3	0,375
		2021	0	1	1	1	0	0	0	0	3	0,375
57	KRAS	2020	0	1	1	1	0	0	0	0	3	0,375
		2021	0	1	1	1	0	0	0	0	3	0,375
58	NIKL	2020	0	1	1	1	0	0	0	0	3	0,375
		2021	0	1	1	1	0	0	0	0	3	0,375
59	TBMS	2020	0	1	1	1	0	0	0	0	3	0,375
		2021	0	1	1	1	0	0	0	0	3	0,375
60	AGII	2020	0	1	1	1	0	0	0	0	3	0,375
		2021	0	1	1	1	0	0	0	0	3	0,375
61	BRPT	2020	0	1	1	1	0	0	0	0	3	0,375

		2021	0	1	1	1	0	0	0	0	3	0,375
62	DPNS	2020	0	1	1	1	0	0	0	0	3	0,375
		2021	0	1	1	1	0	0	0	0	3	0,375
63	EKAD	2020	0	1	1	1	0	0	0	0	3	0,375
		2021	0	1	1	1	0	0	0	0	3	0,375
64	INCI	2020	0	1	1	1	0	0	0	0	3	0,375
		2021	0	1	1	1	0	0	0	0	3	0,375
65	MKDI	2020	0	1	1	1	0	0	0	0	3	0,375
		2021	0	1	1	1	0	0	0	0	3	0,375
66	MOLI	2020	0	1	1	1	0	0	0	0	3	0,375
		2021	0	1	1	1	0	0	0	0	3	0,375
67	SAMF	2020	0	1	1	1	0	0	0	0	3	0,375
		2021	0	1	1	1	0	0	0	0	3	0,375
68	SRSN	2020	0	1	1	1	0	0	0	0	3	0,375
		2021	0	1	1	1	0	0	0	0	3	0,375
69	TPIA	2020	1	1	1	1	0	0	0	0	4	0,500
		2021	1	1	1	1	0	0	0	0	4	0,500
70	UNIC	2020	0	1	1	1	0	0	0	0	3	0,375
		2021	0	1	1	1	0	0	0	0	3	0,375
71	AKPI	2020	0	1	1	1	0	0	0	0	3	0,375
		2021	0	1	1	1	0	0	0	0	3	0,375
72	EPAC	2020	0	1	1	1	0	0	0	0	3	0,375
		2021	0	1	1	1	0	0	0	0	3	0,375
73	ESIP	2020	0	1	1	1	0	0	0	0	3	0,375
		2021	0	1	1	1	0	0	0	0	3	0,375

74	IGAR	2020	0	1	1	1	0	0	0	0	3	0,375
		2021	0	1	1	1	0	0	0	0	3	0,375
75	IMPC	2020	0	1	1	1	0	0	0	0	3	0,375
		2021	0	1	1	1	0	0	0	0	3	0,375
76	PBID	2020	0	1	1	1	0	1	0	0	4	0,500
		2021	0	1	1	1	0	1	0	0	4	0,500
77	SMKL	2020	1	1	1	1	0	0	0	0	4	0,500
		2021	1	1	1	1	0	0	0	0	4	0,500
78	TALF	2020	0	1	1	1	0	0	0	0	3	0,375
		2021	0	1	1	1	0	0	0	0	3	0,375
79	TRST	2020	0	1	1	1	0	0	0	0	3	0,375
		2021	0	1	1	1	0	0	0	0	3	0,375
80	CPIN	2020	1	0	1	0	0	0	0	0	2	0,250
		2021	1	0	1	0	0	0	0	0	2	0,250
81	CPRO	2020	0	1	1	1	0	0	0	0	3	0,375
		2021	0	1	1	1	0	0	0	0	3	0,375
82	JPFA	2020	0	1	1	1	0	0	0	0	3	0,375
		2021	0	1	1	1	0	0	0	0	3	0,375
83	SIPD	2020	0	0	1	1	0	0	0	0	2	0,250
		2021	0	0	1	1	0	0	0	0	2	0,250
84	IFII	2020	0	1	1	1	0	0	0	0	3	0,375
		2021	0	1	1	1	0	0	0	0	3	0,375
85	SINI	2020	0	1	1	1	0	0	0	0	3	0,375
		2021	0	1	1	1	0	0	0	0	3	0,375
86	ALDO	2020	0	1	1	1	0	0	0	0	3	0,375

		2021	0	1	1	1	0	0	0	0	3	0,375
87	FASW	2020	0	1	1	1	0	0	0	0	3	0,375
		2021	0	1	1	1	0	0	0	0	3	0,375
88	INKP	2020	0	1	1	1	0	0	0	0	3	0,375
		2021	0	1	1	1	0	0	0	0	3	0,375
89	INRU	2020	0	1	1	1	0	0	0	0	3	0,375
		2021	0	1	1	1	0	0	0	0	3	0,375
90	KSDI	2020	0	1	1	1	0	0	0	0	3	0,375
		2021	0	1	1	1	0	0	0	0	3	0,375
91	SPMA	2020	0	1	1	1	0	0	0	0	3	0,375
		2021	0	1	1	1	0	0	0	0	3	0,375
92	TKIM	2020	0	1	1	1	0	0	0	0	3	0,375
		2021	0	1	1	1	0	0	0	0	3	0,375
93	KMTR	2020	0	1	1	1	0	0	0	0	3	0,375
		2021	0	1	1	1	0	0	0	0	3	0,375
94	ASII	2020	0	1	1	1	0	0	0	0	3	0,375
		2021	0	1	1	1	0	0	0	0	3	0,375
95	GJTL	2020	1	0	1	1	0	0	0	0	3	0,375
		2021	1	0	1	1	0	0	0	0	3	0,375
96	INDS	2020	1	0	1	0	0	0	0	0	2	0,250
		2021	1	0	1	0	0	0	0	0	2	0,250
97	LPIN	2020	1	1	0	0	0	1	0	0	3	0,375
		2021	1	1	0	0	0	1	0	0	3	0,375
98	MASA	2020	0	1	1	1	0	0	0	0	3	0,375
		2021	0	1	1	1	0	0	0	0	3	0,375

99	SMSM	2020	0	1	1	1	0	0	0	0	3	0,375
		2021	0	1	1	1	0	0	0	0	3	0,375
100	INDR	2020	0	1	1	1	0	0	0	0	3	0,375
		2021	0	1	1	1	0	0	0	0	3	0,375
101	PBRX	2020	0	1	1	1	0	0	0	0	3	0,375
		2021	0	1	1	1	0	0	0	0	3	0,375
102	UCID	2020	0	1	1	1	0	0	0	0	3	0,375
		2021	0	1	1	1	0	0	0	0	3	0,375
103	UNIT	2020	0	1	1	1	0	0	0	0	3	0,375
		2021	0	1	1	1	0	0	0	0	3	0,375
104	PSTN	2020	0	1	1	1	0	0	0	0	3	0,375
		2021	0	1	1	1	0	0	0	0	3	0,375
105	SLIS	2020	0	1	1	1	0	0	0	0	3	0,375
		2021	0	1	1	1	0	0	0	0	3	0,375
106	CCSI	2020	0	1	1	1	0	0	0	0	3	0,375
		2021	0	1	1	1	0	0	0	0	3	0,375
107	SCCO	2020	1	1	1	1	0	0	0	0	4	0,500
		2021	1	1	1	1	0	0	0	0	4	0,500