

## LAMPIRAN-LAMPIRAN

**Lampiran 1 : Daftar Perusahaan dan Pemilihan Sampel**

No	Kode Saham	Nama Perusahaan	Kriteria			Sampel
			I	II	III	
1	AALI	PT Asta Agro Lestari Tbk.	√	√	—	—
2	ABBA	PT Mahaka Media Tbk.	√	—	—	—
3	ABDA	PT Asuransi Bina Dana Arta	√	√	—	—
4	ABMM	PT ABM Investama Tbk.	√	√	—	—
5	ACES	PT Ace Hardware Indonesia Tbk.	√	√	√	√
6	ACST	PT Acset Indonusa Tbk	√	—	√	—
7	ADES	PT Akasha Wira Internasional Tbk.	√	—	—	—
8	ADHI	PT Adhi Karya	√	√	—	—
9	ADMF	PT Adira Dinamika Multi Finance Tbk.	√	√	—	—
10	ADMG	PT Polychem Indonesia Tbk	√	—	—	—
11	ADRO	PT Adaro Energy Indonesia	√	√	√	√
12	AGAR	PT Asia Sejahtera Mina Tbk	√	—	—	—
13	AGRO	PT Bank Raya Indonesia	√	—	—	—
14	AGRS	PT Bank IBK Indonesia	√	—	—	—
15	AHAP	PT Asuransi Harta Aman Pratama	√	—	—	—
16	AIMS	PT Akbar Indomakmur Stimec	√	—	—	—
17	AISA	PT FKS Food Sejahtera Tbk.	√	—	—	—
18	AKKU	PT Anugerah Kagum Karya Utama	√	—	—	—
19	AKPI	PT Argha Karya Prima Indonesia	√	√	√	√
20	AKRA	PT AKR Corporindo	√	√	√	√
21	AKSI	PT Mineral Sumberdaya Mandiri	√	—	√	—
22	ALDO	PT Alkindo Naratama Tbk	√	√	√	√
23	ALKA	PT Alakasa Industrindo Tbk	√	—	—	—
24	ALMI	PT Alumindo Light Metal Industri Tbk	√	—	—	—
25	ALTO	PT Tri Banyan Tirta	√	—	—	—
26	AMAG	PT Asuransi Multi Artha Guna Tbk	√	—	—	—
27	AMAR	PT Bank Amar Indonesia	√	—	—	—
28	AMFG	PT Asahimas Flat Glass Tbk	√	—	—	—
29	AMRT	PT Sumber Alfaria Trijaya	√	√	—	—
30	ANDI	PT Andiro Agro	√	—	—	—
31	ANJT	PT Austindo Nusantara Jaya Tbk	√	—	—	—
32	ANTM	PT Aneka Tambang	√	√	√	√
33	APEX	PT Apexindo Prataman Duta Tbk.	√	—	√	—
34	APIC	PT Pacific Strategic Financial	√	—	—	—

35	APII	PT Arita Prima Indonesia	√	—	—	—
36	APLI	PT Asiaplast Industries Tbk	√	—	—	—
37	APLN	PT Agung Poodomoro Land Tbk.	√	—	—	—
38	ARGO	PT Argo Pantes Tbk.	√	—	—	—
39	ARII	PT Atlas Resources Tbk	√	—	√	—
40	ARKA	PT Arkha Jayanti Persada	√	—	√	—
41	ARNA	PT Arwana Citramulia	√	√	√	√
42	ARTO	PT Bank Jago	√	—	—	—
43	ASBI	PT Asuransi Bintang Tbk	√	√	√	√
44	ASDM	PT Asuransi Dayin Mitra	√	√	—	—
45	ASGR	PT Astra Graphia	√	√	—	—
46	ASII	PT Astra Internasional	√	√	√	√
47	ASJT	PT Asuransi Jasa Tania	√	—	—	—
48	ASMI	PT Asuransi Maximus Graha Persada	√	—	—	—
49	ASPI	PT Andalan Sakti Primaindo	√	—	—	—
50	ASRI	PT Alam Sutra Realty	√	—	—	—
51	ASRM	PT Asuransi Ramayana Tbk.	√	√	√	√
52	ASSA	PT Adi Sarana Armada	√	—	—	—
53	AUTO	PT Astra Otoparts	√	√	—	—
54	AYLS	PT Agro Yasa Lestari	√	—	—	—
55	BABP	PT Bank MNC Internasional	√	—	—	—
56	BACA	PT Bank Capital Indonesia	√	—	—	—
57	BAJA	PT Saranacentral Bajatama	√	—	—	—
58	BALI	PT Bali Towerindo Sentra	√	—	—	—
59	BAPA	PT Bekasi Asri Pemula	√	—	—	—
60	BAPI	PT Bhakti Agung Propertindo	√	—	—	—
61	BATA	PT Sepatu Bata	√	√	—	—
62	BAYU	PT Bayu Buana	√	—	—	—
63	BBCA	PT Bank Central Asia	√	√	—	—
64	BBHI	PT Allo Bank Indonesia	√	—	—	—
65	BBKP	PT Bank KB Bukopin	√	—	—	—
66	BBLD	PT Buana Finance	√	—	—	—
67	BBMD	PT Bank Mestika Dhrama	√	—	√	—
68	BBNI	PT Bank Nasional Indonesia	√	√	√	√
69	BBRI	PT Bank Rakyat Indonesia	√	√	√	√
70	BBRM	PT Pelayaran Nasional Bina Buana	√	—	—	—
71	BBSS	PT Bumi Benowo Sukses Sejahtera	√	—	—	—
72	BBTN	PT Bank Tabungan Negara	√	√	√	√
73	BBYB	PT Bank Neo Commerce	√	—	—	—
74	BCAP	PT MNC Kapital Indonesia	√	—	—	—
75	BCIC	PT Bank Jtrust Indonesia	√	—	—	—

76	BCIP	PT Bumi Citra Permai	√	—	—	—
77	BDMN	PT Bank Danamon Indonesia	√	√	√	√
78	BEKS	PT Bank Pembangunan Daerah Banten	√	—	—	—
79	BELL	PT Trisula Textile Industries	√	√	—	—
80	BESS	PT Batulicin Nusantara Maritim	√	—	—	—
81	BEST	PT Bekasi Fajar Industrial Estate	√	—	—	—
82	BFIN	PT BFI Finance Indonesia	√	√	√	√
83	BGTG	PT Bank Ganesha	√	—	—	—
84	BHAT	PT Bhakti Multi Artha	√	—	—	—
85	BHIT	PT MNC Acia Holding	√	—	—	—
86	BIKA	PT Binakarya Jaya Abadi	√	—	—	—
87	BIMA	PT Primarindo Asia Infrastructure	√	—	—	—
88	BINA	PT Bank Ina Perdana	√	—	—	—
89	BIPI	PT Astrindo Nusantara Infrastruktur	√	—	—	—
90	BIPP	PT Bhuwanatala Indah Permai	√	—	—	—
91	BIRD	PT Blue Bird Tbk.	√	√	—	—
92	BISI	PT Bisi International	√	√	√	√
93	BJBR	PT Bank Daerah Jawa Barat & Banten	√	√	—	—
94	BJTM	Bank Pembangunan Jawa Timur	√	√	√	√
95	BKDP	PT Bukit Darmo Property	√	—	—	—
96	BKSL	PT Sentul City	√	—	—	—
97	BKSW	PT Bank QNB Indonesia	√	—	—	—
98	BLTA	PT Berlian Laju Tanker	√	—	—	—
99	BLTZ	PT Graha Layar Prima	√	—	—	—
100	BLUE	PT Berkah Prima Perkasa	√	√	—	—
101	BMAS	PT Bank Maspion Indonesia	√	—	√	—
102	BMRI	PT Bank Mandiri	√	√	√	√
103	BMSR	PT Bintang Mitra Semestaraya	√	—	—	—
104	BMTR	PT Global Mediacom	√	—	—	—
105	BNBA	PT Bank Bumi Arta Tbk.	√	√	√	√
106	BNBR	PT Bakrie & Brothers Tbk.	√	—	—	—
107	BNGA	PT Bank Cimb Niaga	√	√	√	√
108	BNII	Pt Bank Maybank Indonesia Tbk.	√	√	—	—
109	BNLI	PT Bank Permata Tbk.	√	—	—	—
110	BOGA	PT Bintang Oto Global	√	—	—	—
111	BOLT	PT Garuda Metalindo	√	—	—	—
112	BOSS	PT Borneo Olah Sarana Sukses	√	—	—	—
113	BPFI	PT Woori Finance Indonesia	√	—	—	—
114	BPII	PT Batavia Prosperindo	√	—	—	—
115	BPTR	PT Batavia Prosperindo Trans	√	—	—	—
116	BRAM	PT Indo Kordsa	√	√	—	—

117	BRIS	PT Bank Syariah Indonesia Tbk.	√	√	—	—
118	BRMS	PT Bumi Resource Minerals Tbk	√	—	—	—
119	BRNA	PT Berlina Tbk	√	—	—	—
120	BRPT	PT Barito Pacific Tbk.	√	√	√	√
121	BSDE	PT Bumi Serpong Dunia	√	—	—	—
122	BSIM	PT Bank Sinarmas	√	—	—	—
123	BSSR	PT Baramulti Suksessarana	√	√	√	√
124	BSWD	PT Bank of India Indonesia	√	—	—	—
125	BTEK	PT Bumi Teknokultura Unggul	√	—	—	—
126	BTON	PT Betonjaya Manunggal	√	—	—	—
127	BTPN	PT Bank BTPN Tbk.	√	—	—	—
128	BTPS	PT Bank BTPN Syariah	√	√	—	—
129	BUDI	PT Budi Starch & Sweetener	√	√	—	—
130	BUKK	PT Bukaka Teknik Utama	√	—	—	—
131	BULL	PT Buana Lintas Lautan	√	—	—	—
132	BUMI	PT Bumi Resources Tbk.	√	—	—	—
133	BUVA	PT Bukit Uluwatu Villa	√	—	—	—
134	BVIC	PT Bank Victoria International	√	—	—	—
135	BWPT	PT Eagle High Plantations	√	—	—	—
136	BYAN	PT Bayan Resources Tbk.	√	√	√	√
137	CAKK	PT Cahayaputra Asa Keramik	√	—	—	—
138	CAMP	PT Campina Ice Cream Industry	√	—	—	—
139	CANI	PT Capitol Nusantara Indonesia	√	—	—	—
140	CARE	PT Mtro Healthcare Indonesia	√	—	—	—
141	CARS	PT Industri Bitraco Dharma Tbk	√	—	—	—
142	CASA	PT Capital Financial Indonesia	√	—	—	—
143	CASH	PT Cashlez Worldwide Indonesia	√	—	—	—
144	CASS	PT Cardig Aero Services	√	—	—	—
145	CBMF	PT Cahaya Bintang Medan	√	—	—	—
146	CCSI	PT Communication Cable Systems Indonesia	√	—	—	—
147	CEKA	PT Wilmar Cahaya Indonesia	√	√	—	—
148	CENT	PT Centratama Telekomunikasi Indonesia	√	—	—	—
149	CFIN	PT Clipan Finance Indonesia	√	—	—	—
150	CINT	PT Chitose International Tbk.	√	√	√	√
151	CITA	PT Cita Mineral Invstindo Tbk.	√	√	√	√
152	CITY	PT Natura City Developments	√	—	—	—
153	CLAY	PT Citra Putra Realty	√	—	—	—
154	CLEO	PT Sariguna Primatirta	√	—	—	—
155	CLPI	PT Colopak Indonesia Tbk.	√	√	√	√
156	CMNP	PT Citra Marga Nusaphala Persada	√	—	—	—

157	COCO	PT Wahana Interfood Nusantara	√	—	—	—
158	CPIN	PT Charoen Pokphand Indonesia	√	√	—	—
159	CPRI	PT Capri Nusa Satu Properti	√	—	—	—
160	CSAP	PT Catur Sentosa Adiprana Tbk.	√	√	√	√
161	CSIS	PT Cahayasakti Investindo Sukses	√	—	—	—
162	CSMI	PT Cipta Selera Murni	√	—	—	—
163	CSRA	PT Cisadane Sawit Raya	√	—	—	—
164	CTBN	PT Citra Tubindo	√	—	—	—
165	CTRA	PT Ciputra Development	√	√	√	√
166	CTTH	PT Citatah Tbk.	√	—	—	—
167	DAYA	PT Duta Intidaya Tbk.	√	—	—	—
168	DEAL	PT Dewata Freightinternational Tbk.	√	—	—	—
169	DEFI	PT Danasupra Erapacific	√	—	—	—
170	DEWA	PT Darma Henwa Tbk.	√	—	—	—
171	DFAM	PT Dafam Property Indonesia	√	—	—	—
172	DGIK	PT Nusa Kontruksi Enjiniring	√	—	—	—
173	DIGI	PT Arkadia Digital Media	√	—	—	—
174	DILD	PT Intiland Development	√	—	—	—
175	DIVA	PT Distribusi Voucher Nusantara	√	—	—	—
176	DKFT	PT Central Omega Resource	√	—	—	—
177	DLTA	PT Delta Djakarta	√	√	—	—
178	DMAS	PT Puradelta Lestari	√	√	√	√
179	DMMX	PT Digital Mediatama Maxima	√	—	—	—
180	DMND	PT Diamond Food Indonesia	√	—	—	—
181	DNAR	PT Bank Oke Indonesia	√	—	—	—
182	DNET	PT Indoritel Makmur Internasional	√	—	—	—
183	DOID	PT Delta Dunia Makmur	√	—	—	—
184	DPNS	PT Duta Pertiwi Nusantara Tbk	√	√	√	√
185	DPUM	PT Dua Putra Utama Makmur	√	—	—	—
186	DSFI	PT Dharma Samudera Fishing Indonesia	√	—	—	—
187	DSNG	PT Dharma Satya Nusantara	√	√	√	√
188	DSSA	PT Dian Swastatika Sentosa	√	—	—	—
189	DUCK	PT Jaya Bersama Indo Tbk.	√	—	—	—
190	DUTI	PT Duta Pertiwi Tbk.	√	√	—	—
191	DVLA	PT Daya-Varia Laboratoria	√	√	—	—
192	DWGL	PT Dwi Guna Laksana	√	—	—	—
193	DYAN	PT Dyandra Media Internasional	√	—	—	—
194	EAST	PT Eastparc Hotel	√	—	—	—
195	ECII	PT Electronic City Indonesia	√	—	—	—
196	EKAD	PT Ekadharma International	√	√	—	—
197	ELSA	PT Elnusa Tbk.	√	√	—	—



198	ELTY	PT Bakrieland Development	√	—	—	—
199	EMDE	PT Megapolitan Developments	√	—	—	—
200	EMTK	PT Elang Mahkota Teknologi	√	—	√	—
201	ENRG	PT Energi Mega Persada	√	—	√	—
202	ENVY	PT Envy Technologies Indonesia	√	—	√	—
203	EPMT	PT Enseval Putera Megatrading	√	√	—	—
204	ERTX	PT Eratex Djaja Tbk.	√	—	—	—
205	ESIP	PT Sinergi Inti Plastindo	√	√	—	—
206	ESSA	PT Surya Esa Perkasa	√	—	—	—
207	ESTI	PT Ever Shine Textile Industry	√	—	—	—
208	ETWA	PT Eterindo Wahanatama	√	—	—	—
209	EXCL	PT XL Axiata	√	√	—	—
210	FAST	PT Fast Food Indonesia	√	—	√	—
211	FASW	PT Fajar Surya Wisesa	√	√	—	—
212	FILM	PT MD Pictures Tbk.	√	—	—	—
213	FIRE	PT Alfa Energi Investama	√	—	—	—
214	FISH	PT FKS Multi Agro	√	√	—	—
215	FITT	PT Hotel Fitra Internasional	√	—	—	—
216	FMII	PT Fortune Mate Indonesia	√	—	—	—
217	FOOD	PT Sentra Food Indonesia	√	—	√	—
218	FORU	PT Fortune Indonesia	√	—	—	—
219	FORZ	PT Forza Land Indonesia	√	—	—	—
220	FREN	PT Smartfren Telecom Tbk.	√	—	√	—
221	FUJI	PT Fuji Finance Indonesia	√	—	—	—
222	GAMA	PT Aksara Global Development	√	—	—	—
223	GDST	PT Gunawan Dianjaya Steel	√	—	—	—
224	GDYR	PT Goodyear Indonesia	√	—	√	—
225	GEMA	PT Gema Grahasarana	√	√	√	√
226	GEMS	PT Golden Energy Mines	√	√	√	√
227	GGRM	PT Gudang Garam Tbk.	√	—	√	—
228	GGRP	PT Gunung Raja Paksi	√	—	—	—
229	GHON	PT Gihon Telekomunikasi Tbk.	√	√	—	—
230	GIAA	PT Garuda Indonesia (Persero) Tbk.	√	—	—	—
231	GJTL	PT Gajah Tunggal Tbk.	√	—	—	—
232	GLVA	PT Galva Technologies Tbk.	√	—	—	—
233	GMFI	PT Garuda Maintenance Facility Aero Asia	√	—	—	—
234	GMTD	PT Gowa Makassar Tourism Development Tbk	√	—	—	—
235	GOOD	PT Garudafood Putra Putri Jaya	√	√	√	√
236	GPRA	PT Perdana Gapura Prima	√	—	—	—
237	GSMF	PT Equity Development Investment	√	—	—	—

238	GTBO	PT Garda Tujuh Buana	√	—	—	—
239	GWSA	PT Greenwood Sejahtera	√	—	—	—
240	GZCO	PT Gozco Plantations Tbk.	√	—	—	—
241	HADE	PT Himalaya Energi Perkasa	√	—	—	—
242	HDFA	PT Radana Bhaskara Finance	√	—	—	—
243	HDIT	PT Hensel Davest Indonesia	√	—	—	—
244	HDTX	PT Pansia Indo Resource	√	—	—	—
245	HEAL	PT Medikaloka Hermina	√	√	√	√
246	HELI	PT Jaya Trishindo	√	—	—	—
247	HERO	PT Hero Supermarket	√	—	—	—
248	HEXA	PT Hexindo Adiperkasa	√	√	—	—
249	HITS	PT Humpuss Internoda Transportasi	√	—	—	—
250	HKMU	PT HK Metals Utama	√	—	—	—
251	HMSP	PT Hanjaya Mandala Sampoerna	√	√	—	—
252	HOKI	PT Buyung Poetra Sembada	√	√	√	√
253	HOTL	PT Saraswati Griya Lestari	√	—	—	—
254	HRME	PT Menteng Heritage Realty	√	—	—	—
255	HRTA	PT Hartadinata Abadi	√	√	√	√
256	HRUM	PT Harum Energy Tbk	√	√	—	—
257	IATA	PT MNC Energy Investments	√	—	—	—
258	IBFN	PT Intan Baru Prana	√	—	—	—
259	IBST	PT Inti Bangun Sejahtera	√	—	—	—
260	ICBP	PT Indofood CBP Sukses Makmur	√	√	—	—
261	ICON	PT Island Concepts Indonesia	√	—	—	—
262	IDPR	PT Indonesia Pondasi Raya	√	—	—	—
263	IFSH	PT Ifishdeco Tbk.	√	—	—	—
264	IGAR	PT Champion Pacific Indonesia	√	√	—	—
265	IIKP	PT Inti Agri Resource	√	—	—	—
266	IKAI	PT Intikeramik Alamsari Industri	√	—	—	—
267	IKAN	PT Era Mandiri Cemerlang	√	—	—	—
268	IMAS	PT Indomobil Sukses Internasional	√	√	—	—
269	IMJS	PT Indomobil Multi Jasa	√	—	—	—
270	IMPC	PT Impack Pratama Industri	√	—	—	—
271	INAF	PT Indofarma Tbk.	√	—	—	—
272	INAI	PT Indal Aluminium Industry	√	√	√	√
273	INCF	PT Indo Komoditi Korpora	√	—	—	—
274	INCI	PT Intanwijaya Internasional	√	—	—	—
275	INCO	PT Vale Indonesia	√	—	—	—
276	INDF	PT Indofood Sukses Makmur	√	√	√	√
277	INDO	PT Royalindo Investa Wijaya	√	—	—	—
278	INDR	PT Indo-Rama Synthetics	√	—	—	—

279	INDS	PT Indospring	√	√	√	√
280	INDX	PT Tanah Laut	√	–	–	–
281	INDY	PT Indika Energy	√	–	√	–
282	INKP	PT Indah Kiat Pulp & Paper Tbk	√	√	–	–
283	INOV	PT Inocycle Technology Group	√	–	–	–
284	INPC	PT Bank Artha Graha Internasional	√	–	–	–
285	INPP	PT Indonesian Paradise Property	√	√	√	√
286	INPS	PT Indah Prakasa Santosa	√	–	–	–
287	INRU	PT Toba Pulp Lestari	√	–	–	–
288	INTA	PT Intraco Penta	√	–	–	–
289	INTD	PT Inter-Delta Tbk.	√	–	–	–
291	INTP	PT Indocement Tunggul Prakasa	√	√	–	–
292	IPCC	PT Indonesia Kendaraan Terminal	√	√	√	√
293	IPCM	PT Jasa Armada Indonesia	√	√	–	–
294	IPOL	PT Indopoly Swakarsa Industry	√	–	–	–
295	IPTV	PT MNC Vision Networks	√	–	–	–
296	IRRA	PT Itama Ranoraya	√	√	–	–
297	ISAT	PT Indosat Tbk.	√	–	√	–
298	ISSP	PT Steel Pipe Industry of Indonesia	√	–	–	–
299	ITIC	PT Indonesian Tobacco Tbk.	√	–	√	–
300	ITMG	PT Indo Tambangraya Megah	√	√	√	√
301	JAST	PT Jasnita Telekomindo	√	–	–	–
302	JAWA	PT Jaya Agra Wattie	√	–	–	–
303	JAYA	PT Armada Berjaya Trans	√	–	–	–
304	JECC	PT Jembo Cable Company	√	–	–	–
305	JKON	PT Jaya Konstruksi Manggala Pratama	√	√	√	√
306	JKSW	PT Jakarta Kyoei Steel Works	√	–	√	–
307	JMAS	PT Asuransi Jiwa Syariah Jasa Mitra Abadi	√	–	–	–
308	JPFA	PT Japfa Comfeed Indonesia	√	√	√	√
309	JRPT	PT Jaya Real Property	√	√	–	–
310	JSKY	PT Sky Energy Indonesia	√	–	√	–
311	JSMR	PT Jasa Marga	√	√	√	√
312	JSPT	PT Jakarta Setiabudi International	√	√	–	–
313	JTPE	PT Jasuindo Tiga Perkasa	√	√	√	√
314	KAEF	PT Kimia Farma Tbk.	√	–	–	–
315	KARW	PT ICTSI Jasa Prima	√	–	–	–
316	KAYU	PT Darmi Bersaudara	√	–	–	–
317	KBLI	PT KMI Wire and Cable	√	–	–	–
318	KBLM	PT Kabelindo Murni	√	√	–	–
319	KBLV	PT First Media	√	–	–	–
320	KDSI	PT Kedawung Setia Industrial	√	–	–	–



321	KEEN	PT Kencana Energi Lestari	√	√	—	—
322	KEJU	PT Mulia Boga Raya	√	√	√	√
323	KIAS	PT Keramika Indonesia Assosiasi	√	—	—	—
324	KICI	PT Kedaung Indah Can	√	—	—	—
325	KIJA	PT Kawasan Industri Jababeka	√	—	—	—
326	KINO	PT Kino Indonesia	√	√	√	√
327	KIOS	PT Kioson Komersial Indonesia	√	—	—	—
328	KJEN	PT Krida Jaringan Nusantara	√	—	—	—
329	KKGI	PT Resource Alam Indonesia	√	√	√	√
330	KLBF	PT Kalbe Farma	√	√	√	√
331	KOBX	PT Kobexindo Tractors	√	—	—	—
332	KOIN	PT Kokoh Inti Arebama	√	—	—	—
333	KONI	PT Perdana Bangun Pusaka	√	—	—	—
334	KOTA	PT DMS Propertindo	√	—	—	—
335	KPAS	PT Cottonindo Ariesta	√	—	—	—
336	KPIG	PT MNC Land Tbk.	√	—	—	—
337	KREN	PT Kresna Graha Investama	√	—	—	—
338	LAND	PT Trimitra Propertindo	√	—	—	—
339	LAPD	PT Leyand International	√	—	—	—
340	LEAD	PT Logindo Samudramakmur	√	—	—	—
341	LIFE	PT Asuransi Jiwa Sinarmas MSIG	√	√	√	√
342	LINK	PT Link Net Tbk.	√	√	—	—
343	LION	PT Lion Metal Works	√	—	—	—
344	LMAS	PT Limas Indonesia Makmur	√	—	—	—
345	LMPI	PT Langgeng Makmur Industri	√	—	—	—
346	LMSH	PT Lionmesh Prima Tbk.	√	—	—	—
347	LPCK	PT Lippo Cikarang Tbk.	√	—	—	—
348	LPGI	PT Lippo General Insurance	√	√	—	—
349	LPIN	PT Multi Prima Sejahtera	√	—	—	—
350	LPKR	PT Lippo Karawaci Tbk.	√	—	—	—
351	LPLI	PT Star Pacific	√	—	—	—
352	LPPF	PT Matahari Departement Store	√	√	—	—
353	LPPS	PT Lenox Pasifik Investama	√	—	—	—
354	LRNA	PT Eka Sari Lorena Transport	√	—	—	—
355	LSBI	PT LSB Financial Corp	√	√	—	—
356	LSIP	PT PP London Sumatra Indonesia	√	√	—	—
357	LTLS	PT Lautan Luas Tbk.	√	√	√	√
358	LUCK	PT Sentral Mitra Informatika	√	√	—	—
359	MAIN	PT Malindo Feedmill	√	—	—	—
360	MAPA	PT MAP Aktif Adiperkasa	√	—	—	—
361	MAPB	PT MAP Boga Adiperkasa	√	—	—	—

362	MAPI	PT Mitra Adiperkasa	√	√	—	—
363	MARI	PT Mahaka Radio Integra	√	—	—	—
364	MARK	PT Mark Dynamics Indonesia	√	√	√	√
365	MASA	PT Multistrada Arah Sarana	√	—	—	—
366	MAYA	PT Bank Mayapada Internasional	√	—	—	—
367	MBAP	PT Mitrabara Adiperdana	√	√	√	√
368	MBTO	PT Martina Berto	√	—	—	—
369	MCAS	PT M Cash Integrasi	√	—	—	—
370	MCOR	PT Bank China Construction Bank Indonesia	√	—	—	—
371	MDIA	PT Intermedia Capital	√	—	—	—
372	MDKA	PT Merdeka Copper Gold	√	—	—	—
373	MDKI	PT Emdeki Utama Tbk.	√	√	√	√
374	MDLN	PT Modernland Realty	√	—	—	—
375	MEDC	PT Medco Energi Internasional	√	—	—	—
376	MEGA	PT Bank Mega	√	√	—	—
377	MERK	PT Merck Tbk.	√	√	—	—
378	META	PT Nusantara Infrastructure	√	—	—	—
379	MFIN	PT Mandala Multifinance	√	√	√	√
380	MFMI	PT Multifiling Mitra Indonesia	√	√	—	—
381	MGNA	PT Magna Investama Mandiri	√	—	—	—
382	MGRO	PT Mahkota Group	√	√	√	√
383	MICE	PT Multi Indocitra	√	√	—	—
384	MIDI	PT Midi Utama Indonesia	√	√	√	√
385	MIKA	PT Mitra Keluarga Karya Sehat	√	√	√	√
386	MINA	PT Sanurhasta Mitra	√	—	—	—
387	MIRA	PT Mitra International Resources	√	—	—	—
388	MITI	PT Mitra investindo	√	—	—	—
389	MKNT	PT Mitra Komunikasi Nusantara	√	—	—	—
390	MLBI	PT Multi Bintang Indonesia	√	√	—	—
391	MLIA	PT Mulia Industrindo	√	—	—	—
392	MLPL	PT Multipolar Tbk	√	√	—	—
393	MLPT	PT Multipolar Technology	√	—	—	—
394	MMLP	PT Mega Manunggal Property	√	—	—	—
395	MNCN	PT Media Nusantara Citra	√	—	—	—
396	MOLI	PT Madusari Murni Indah	√	√	√	√
397	MORA	PT Mora Telematika Indonesia	√	—	—	—
398	MPMX	PT Mitra Pinasthika Mustika	√	√	√	√
399	MPOW	PT Megapower Makmur	√	—	—	—
400	MPPA	PT Matahari Putra Prima	√	—	—	—
401	MPRO	PT Maha Properti Indonesia	√	—	—	—
402	MRAT	PT Mustika Ratu	√	—	—	—

403	MREI	PT Maskapai Reasuransi Indonesia	√	√	—	—
404	MSIN	PT MNC Digital Entertainment	√	—	—	—
405	MSKY	PT MNC Sky Vision	√	—	—	—
406	MTDL	PT Metrodata Electronics	√	√	√	√
407	MTFN	PT Capitalinc Investment	√	√	—	—
408	MTLA	PT Metropolitan Land	√	—	—	—
409	MTPS	PT Meta Epsi	√	—	—	—
410	MTSM	PT Metro Realty	√	—	—	—
411	MTWI	PT Malacca Trust Wuwungan Insurance	√	—	—	—
412	MYOH	PT Samindo Resources	√	—	—	—
413	MYOR	PT Mayora Indah	√	√	√	√
414	MYTX	PT Asia Pacific Investama	√	—	—	—
415	NASA	PT Andalan Perkasa Abadi	√	—	—	—
416	NATO	PT Surya Permata Andalan	√	—	—	—
417	NELY	PT Pelayaran Nelly Dwi Putri	√	√	—	—
418	NFCX	PT NFC Indonesia	√	—	—	—
419	NICK	PT Charnic Capital	√	—	—	—
420	NIKL	PT Pelat Timah Nusantara	√	—	—	—
421	NIRO	PT City Retail Developments	√	—	—	—
422	NISP	PT Bank OCBC NISP	√	—	—	—
423	NOBU	PT Bank Nationalnobu	√	—	—	—
424	NRCA	PT Nusa Raya Cipta	√	√	—	—
425	NZIA	PT Nausantara Almazia	√	—	—	—
426	OASA	PT Maharaksa Biru Energi	√	—	—	—
427	OCAP	PT ONIX Capital	√	—	—	—
428	OKAS	PT Ancora Indonesia Resource	√	—	—	—
429	OMRE	PT Indonesia Prima Property	√	—	—	—
430	OPMS	PT Optima Prima Metal Sinergi	√	—	—	—
431	PADI	PT Minna Padi Investama Sekuritas	√	—	—	—
432	PALM	PT Provident Investasi Bersama	√	—	—	—
433	PAMG	PT Bima Sakti Pertiwi	√	—	—	—
434	PANI	PT Pratama Abadi Nusa Industri	√	—	—	—
435	PANR	PT Panorama Sentrawisata	√	—	—	—
436	PANS	PT Panin Sekuritas	√	√	—	—
437	PBID	PT Panca Budi Idaman	√	√	√	√
438	PBRX	PT Pan Brothers	√	—	—	—
439	PBSA	PT Paramita Bangun Sarana	√	√	—	—
440	PCAR	PT Prima Cakrawala Abadi	√	—	—	—
441	PDES	PT Destinasi Tirta Nusantara	√	—	—	—
442	PEGE	PT Panca Global Kapital	√	√	√	√
443	PEHA	PT Phapros Tbk.	√	√	—	—

444	PGAS	PT Perusahaan Gas Negara	√	√	—	—
445	PGJO	PT Tourindo Guide Indonesia	√	—	—	—
446	PGLI	PT Pembangunan Graha Lestari	√	√	√	√
447	PICO	PT Pelangi Indah Canindo	√	—	√	—
448	PJAA	PT Pembangunan Jaya Ancol	√	—	—	—
449	PKPK	PT Perdana Karya Perkasa	√	—	—	—
450	PLAS	PT Polaris Investama Tbk.	√	—	—	—
451	PLIN	PT Plaza Indonesia Realty	√	√	—	—
452	PMJS	PT Putra Mandiri Jember	√	—	—	—
453	PNBN	PT Bank Pan Indonesia	√	—	—	—
454	PNBS	PT Bank Panin Dubai Syariah	√	—	—	—
455	PNIN	PT Paninvest	√	—	—	—
456	PNLF	PT Panin Financial	√	—	—	—
457	PNSE	PT Pudjiadi & Sons	√	—	—	—
458	POLA	PT Pool Advista Finance	√	—	—	—
459	POLI	PT Golden Flower	√	—	—	—
460	POLY	PT Asia Pacific Fibers	√	—	—	—
461	POOL	PT Pool Advista Indonesia	√	—	—	—
462	PORT	PT Nusantara Pelabuhan Handal	√	—	—	—
463	POSA	PT Bliss Properti Indonesia	√	—	—	—
464	POWR	PT Cikarang Listrindo	√	—	—	—
465	PPRE	PT PP Presisi	√	√	√	√
466	PPRO	PT PP Properti	√	√	√	√
467	PRAS	PT Prima Alloy Steel Universal	√	—	—	—
468	PRDA	PT Prodia Widyahusada	√	—	—	—
469	PSAB	PT J Resoirces Asia Pasifik	√	—	—	—
470	PSDN	PT Prasida Aneka Niaga	√	—	—	—
471	PSGO	PT Palma Serasih	√	—	—	—
472	PSKT	PT Red Planet Indonesia Tbk	√	—	—	—
473	PSSI	PT Pelita Samudera Shipping Tbk	√	√	√	√
474	PTBA	PT Bukit Asam Tbk	√	√	√	√
475	PTIS	PT Indo Straits Tbk	√	—	—	—
476	PTPP	PT Pembangunan Perumahan	√	√	√	√
477	PTRO	PT Petrosea	√	√	√	√
478	PTSN	PT Sat Nusapersada Tbk	√	—	—	—
479	PTSP	PT Pioneerindo Gourment International	√	—	—	—
480	PUDP	PT Pudjiadi Prestige Tbk	√	—	—	—
481	PURA	PT Putra Rajawali Kencana Tbk	√	—	—	—
482	PURE	PT Trinitan Metals and Materials Tbk	√	—	—	—
483	PWON	PT Pakuwon Jati Tbk	√	—	—	—
484	PYFA	PT Pyridam Farma Tbk	√	—	—	—

485	PZZA	PT Sarimelati Kencana Tbk	√	√	√	√
486	RAJA	PT Rukun Raharja Tbk	√	√	—	—
487	RALS	PT Ramayana Lestari Sentosa Tbk	√	√	—	—
488	RANC	PT Supra Boga Lestari Tbk	√	√	√	√
489	RBMS	PT Ristia Bintang Mahkitasejati Tbk	√	—	—	—
490	RDTX	PT Roda Vivatex	√	√	√	√
491	REAL	PT Repower Asia Indonesia Tbk	√	—	—	—
492	RICY	PT Ricky Putra Globalindo Tbk	√	—	—	—
493	RISE	PT Jaya Sukses Makmur Sentosa	√	—	—	—
494	RMBA	PT Bentoel International Investama	√	—	—	—
495	RODA	PT Pikko Land Development Tbk	√	—	—	—
496	ROTI	PT Nippon Indosari Corpindo Tbk	√	√	—	—
497	RUIS	PT Radiant Utama Interinsco Tbk	√	√	—	—
498	SAFE	PT Steady Safe Tbk	√	—	—	—
499	SAME	PT Sarana Meditama Metropolitan Tbk	√	—	—	—
500	SAMF	PT Saraswanti Anugerah Makmur Tbk	√	—	—	—
501	SAPX	PT Satria Antara Prima Tbk	√	—	—	—
502	SATU	PT Kota Satu Properti Tbk	√	—	—	—
503	SCCO	PT Supreme Cable Manufacturing	√	√	√	√
504	SCMA	PT Surya Citra Media Tbk	√	—	√	—
505	SCPI	PT Organon Pharma Indonesia Tbk	√	—	—	—
506	SDMU	PT Sidomulyo Selaras Tbk	√	—	—	—
507	SDPC	PT Millennium Pharmacon International	√	√	—	—
508	SDRA	PT Bank Woori Saudara Indonesia	√	√	√	√
509	SFAN	PT Surya Fajar Capital Tbk	√	—	—	—
510	SHID	PT Hotel Sahid Jaya Tbk	√	—	—	—
511	SHIP	PT Sillo Maritime Perdana	√	√	—	—
512	SIDO	PT Industri Jamu dan Farmasi	√	√	—	—
513	SILO	PT Siloam International Hospitals	√	—	—	—
514	SIMP	PT Salim Ivomas Pratama	√	—	—	—
515	SINI	PT Singaraja Putra	√	—	—	—
516	SIPD	PT Sreeya Sewu Indonesia	√	—	—	—
517	SKBM	PT Sekar Bumi	√	—	—	—
518	SKLT	PT Sekar Laut	√	√	√	√
519	SKRN	PT Superkrane Mitra Utama	√	√	—	—
520	SLIS	PT Gaya Abadi Sempurna	√	—	—	—
521	SMAR	PT Sinar Mas Agro Resources and Teknologi	√	—	—	—
522	SMBR	PT Semen Baturaja	√	√	√	√
523	SMCB	PT Solusi Bangun Indonesia	√	—	—	—
524	SMDM	PT Suryamas Dutamakmur	√	—	—	—
525	SMDR	PT Samudera Indonesia	√	—	—	—



526	SMGR	PT Semen Indonesia	√	√	—	—
527	SMKL	PT Saytamitra Kemas Lestari	√	—	—	—
528	SMMA	PT Sinarmas Multiartha	√	√	—	—
529	SMMT	PT Golden Eagle Energy	√	—	—	—
530	SMRA	PT Summarecon Agung	√	—	—	—
531	SMRU	PT SMR Utama	√	—	—	—
532	SMSM	PT Selamat Sempurna	√	√	√	√
533	SOCI	PT Soechi Lines	√	—	—	—
534	SONA	PT Sona Topas Tourism Industry	√	—	—	—
535	SOSS	PT Shield On Service	√	—	—	—
536	SOTS	PT Satria Mega Kencana	√	—	—	—
537	SPMA	PT Suparma	√	—	—	—
538	SRAJ	PT Sejahteraraya Anugrahjaya	√	—	—	—
539	SRIL	PT Sri Rejeki Isman	√	√	—	—
540	SRSN	PT Indo Acidatama	√	—	√	—
541	SRTG	PT Saratoga Investama Sedaya	√	√	√	√
542	SSIA	PT. Surya Semesta Internusa	√	√	—	—
543	SSMS	PT. Sawit Sumbermas Sarana	√	—	—	—
544	SSTM	PT. Sunson Textile Manufacture	√	—	—	—
545	STAR	PT. Buana Artha Anugerah	√	—	—	—
546	STTP	PT. Siantar Top	√	—	—	—
547	SULI	PT. SLJ Global	√	—	—	—
548	SUPR	PT. Solusi Tunas Pratama	√	—	—	—
549	SURE	PT. Super Energy	√	—	—	—
550	SWAT	PT. Sriwahana Adityakarta	√	—	—	—
551	TALF	PT. Tunas Alfin	√	—	—	—
552	TAMA	PT. Lancartama Sejati	√	—	—	—
553	TAMU	PT. Pelayaran Tamarin Samudra	√	—	—	—
554	TARA	PT. Agung Semesta Sejahtera	√	—	—	—
555	TAXI	PT. Express Trasindo Utama	√	—	—	—
556	TBIG	PT Tower Bersama Infrastructure	√	√	√	√
557	TBLA	PT. Tunas Baru Lampung	√	√	√	√
558	TBMS	PT. Tembaga Mulia Semanan	√	√	√	√
559	TCID	PT Mandom Indonesia	√	√	√	√
560	TDPM	PT Tridomain Performance Materials	√	—	—	—
561	TEBE	PT Dana Brata Luhur	√	√	—	—
562	TFAS	PT Telefast Indonesia	√	—	—	—
563	TFCO	PT Tifico Fiber Indonesia	√	—	—	—
564	TGRA	PT Terregra Asia Energy	√	—	—	—
565	TIFA	PT KDB Tifa Finance	√	—	—	—
566	TINS	PT Timah Tbk.	√	—	√	—

567	TIRT	PT Tirta Mahakam Resources	√	—	—	—
568	TKIM	PT Pabrik Kertas Tjiwi Kimia	√	√	—	—
569	TLKM	PT Telkom Indonesia	√	√	√	√
570	TMAS	PT Temas	√	√	√	√
571	TMPO	PT Tempo Inti Media	√	—	—	—
572	TNCA	PT Trimuda Nuansa Citra	√	—	—	—
573	TOBA	PT TBS Energi Utama	√	—	—	—
574	TOTL	PT Total Bangunan Persada	√	√	√	√
575	TOTO	PT Surya Toto Indonesia	√	√	—	—
576	TOWR	PT Sarana Menara Nusantara	√	√	√	√
577	TPIA	PT Chandra Asri Petrochemical	√	√	√	√
578	TPMA	PT Trans Power Marine	√	√	—	—
579	TRIM	PT Trimegah Sekuritas Indonesia	√	—	—	—
580	TRIN	PT Perintis Trinita Properti	√	—	—	—
581	TRIS	PT Trisula International	√	—	—	—
582	TRST	PT Trias Sentosa	√	—	√	—
583	TRUK	PT Guna Timaur Raya	√	—	—	—
584	TRUS	PT Trust Finance Indonesia	√	—	—	—
585	TSPC	PT Tempo Scan Pacific	√	√	—	—
586	TUGU	PT Asuransi Tugu Pratama Indonesia	√	√	—	—
587	TURI	PT Tunas Ridean	√	√	—	—
588	UCID	PT Uni-Charm Indonesia	√	—	—	—
589	ULTJ	PT Ultra Jaya Milk Industry	√	√	—	—
590	UNIC	PT Unggul Indah Cahaya	√	√	—	—
591	UNIT	PT Nusantara Inti Corpora	√	—	—	—
592	UNSP	PT Bakrie Sumatera Plantations	√	—	—	—
593	UNTR	PT United Tractors	√	√	√	√
594	UNVR	PT Unilever Indonesia	√	√	√	√
595	URBN	PT Urban Jakarta Propertindo	√	—	—	—
596	VICO	PT Victoria Investama	√	—	—	—
597	VINS	PT Victoria Insurance	√	√	—	—
598	VIVA	PT Visi Media Asia	√	—	—	—
599	VOKS	PT Voksel Electric	√	—	—	—
600	VRNA	PT Mizuho Leasing Indonesia	√	—	—	—
601	WAPO	PT Wahana Pronatural	√	—	—	—
602	WEGE	PT Wijaya Karya Bangunan Gedung	√	—	—	—
603	WEHA	PT WEHA Transportasi Indonesia	√	—	—	—
604	WICO	PT Wicaksana Overseas International	√	—	—	—
605	WIIM	PT Wisnilak Inti Makmur	√	√	—	—
606	WIKA	PT Wijaya Karya	√	√	√	√
607	WINS	PT Wintermar Offshore Marine	√	—	—	—

608	WOMF	PT Wahana Ottomitra Multiartha	√	√	–	–
609	WOOD	PT Integra Indocabinet	√	–	–	–
610	WSBP	PT Waskita Beton Precast	√	√	√	√
611	WSKT	PT Waskita Karya	√	√	–	–
612	WTON	PT Wijaya Karya Beton	√	√	√	√
613	YELO	PT Yelooo Integra Datanet	√	–	–	–
614	YPAS	Yanaprima Hastapersada	√	–	–	–
615	YULE	Yulie Sekuritas Indonesia	√	–	–	–
<b>Total Perusahaan yang Memenuhi Kriteria</b>						<b>96</b>
<b>Tahun Pengamatan</b>						<b>1</b>
<b>Total Sampel Perusahaan Periode 2019</b>						<b>96</b>

<b>Kriteria Penentuan Sampel</b>	
<b>Kriteria I</b>	Perusahaan yang menerbitkan laporan tahunan ( <i>annual report</i> ) di Bursa Efek Indonesia pada periode 2019.
<b>Kriteria II</b>	Perusahaan yang membagikan dividen pada periode 2019.
<b>Kriteria III</b>	Perusahaan yang memiliki data terkait dengan variabel X yang digunakan pada penelitian ini.

## Lampiran 2 : Daftar Sampel Penelitian

No	Kode Perusahaan	Nama Perusahaan	Listing Date
1	ACES	PT Ace Hardware Indonesia Tbk.	06/11/2007
2	ADRO	PT Adaro Energy Indonesia	16/07/2008
3	AKPI	PT Argha Karya Prima Indonesia	18/12/1992
4	AKRA	PT AKR Corporindo	03/10/1994
5	ALDO	PT Alkindo Naratama Tbk	12/07/2011
6	ANTM	PT Aneka Tambang	27/11/1997
7	ARNA	PT Arwana Citramulia	17.07/2001
8	ASBI	PT Asuransi Bintang Tbk	29/11/1989
9	ASII	PT Astra Internasional	04/04/1990
10	ASRM	PT Asuransi Ramayana Tbk.	19/03/1990
11	BBNI	PT Bank Nasional Indonesia	25/11/1996
12	BBRI	PT Bank Rakyat Indonesia	10/11/2003
13	BBTN	PT Bank Tabungan Negara	17/12/2009
14	BDMN	PT Bank Danamon Indonesia	06/12/1989
15	BFIN	PT BFI Finance Indonesia	16/05/1990
16	BISI	PT Bisi International	28/05/2007
17	BJTM	Bank Pembangunan Jawa Timur	12/07/2012
18	BMRI	PT Bank Mandiri	14/07/2003
19	BNBA	PT Bank Bumi Arta Tbk.	01/06/2006
20	BNGA	PT Bank Cimb Niaga	29/11/1989
21	BRPT	PT Barito Pacific Tbk.	01/10/1993
22	BSSR	PT Baramulti Suksessarana	08/10/2012
23	BYAN	PT Bayan Resources Tbk.	12/08/2008
24	CINT	PT Chitose International Tbk.	27/06/2014
25	CITA	PT Cita Mineral Invstindo Tbk.	20/03/2002
26	CLPI	PT Colorpak Indonesia Tbk.	30/11/2001
27	CSAP	PT Catur Sentosa Adiprana Tbk.	12/12/2007
28	CTRA	PT Ciputra Development	28/03/1994
29	DMAS	PT Puradelta Lestari	29/05/2015
30	DPNS	PT Duta Pertiwi Nusantara Tbk	08/08/1990
31	DSNG	PT Dharma Satya Nusantara	14/06/2013
32	GEMA	PT Gema Grahasarana	12/08/2002
33	GEMS	PT Golden Energy Mines	17/11/2001
34	GOOD	PT Garudafood Putra Putri Jaya	10/10/2018
35	HEAL	PT Medikaloka Hermina	16/05/2018
36	HOKI	PT Buyung Poetra Sembada	22/06/2017
37	HRTA	PT Hartadinata Abadi	21/06/2017
38	INAI	PT Indal Aluminium Industry	05/12/1994

39	INDF	PT Indofood Sukses Makmur	14/07/1994
40	INDS	PT Indospring	10/08/1990
41	INPP	PT Indonesian Paradise Property	01/12/2004
42	IPCC	PT Indonesia Kendaraan Terminal	09/07/2018
43	ITMG	PT Indo Tambangraya Megah	18/12/2007
44	JKON	Jaya Konstruksi Manggala Pratama	04/12/2007
45	JPFA	PT Japfa Comfeed Indonesia	23/10/1989
46	JSMR	PT Jasa Marga	12/11/2007
47	JTPE	PT Jasuindo Tiga Perkasa	16/04/2002
48	KEJU	PT Mulia Boga Raya	25/11/2019
49	KINO	PT Kino Indonesia	11/12/2015
50	KKGI	PT Resource Alam Indonesia	01/07/1991
51	KLBF	PT Kalbe Farma	30/07/1991
52	LIFE	PT Asuransi Jiwa Sinarmas MSIG	09/07/2019
53	LTLS	PT Lautan Luas Tbk.	21/07/1997
54	MARK	PT Mark Dynamics Indonesia	12/07/2017
55	MBAP	PT Mitrabara Adiperdana	10/11/2004
56	MDKI	PT Emdeki Utama Tbk.	25/09/2017
57	MFIN	PT Mandala Multifinance	06/09/2005
58	MGRO	PT Mahkota Group	12/07/2018
59	MIDI	PT Midi Utama Indonesia	30/11/2010
60	MIKA	PT Mitra Keluarga Karya Sehat	17/04/2000
61	MOLI	PT Madusari Murni Indah	30/08/2018
62	MPMX	PT Mitra Pinasthika Mustika	29/05/2013
63	MTDL	PT Metrodata Electronics	09/04/1990
64	MYOR	PT Mayora Indah	04/07/1990
65	PBID	PT Panca Budi Idaman	13/15/2017
66	PEGE	PT Panca Global Kapital	24/06/2005
67	PGLI	PT Pembangunan Graha Lestari	11/05/2000
68	PPRE	PT PP Presisi	24/11/2017
69	PPRO	PT PP Properti	19/05/2015
70	PSSI	PT Pelita Samudera Shipping Tbk	05/12/2017
71	PTBA	PT Bukit Asam	23/12/2002
72	PTPP	PT Pembangunan Perumahan	09/02/2010
73	PTRO	PT Petrosea	21/05/1990
74	PZZA	PT Sarimelati Kencana Tbk	13/05/2018
75	RANC	PT Supra Boga Lestari Tbk	07/06/2012
76	RDTX	PT Roda Vivatex	14/05/1990
77	SCCO	PT Supreme Cable Manufacturing	20/07/1982
78	SDRA	PT Bank Woori Saudara Indonesia	15/12/2006
79	SKLT	PT Sekar Laut	08/09/1993
80	SMBR	PT Semen Baturaja	28/06/2013



81	SMSM	PT Selamat Sempurna	09/09/1996
82	SRTG	PT Saratoga Investama Sedaya	26/06/2013
83	TBIG	PT Tower Bersama Infrastructure	26/10/2010
84	TBLA	PT. Tunas Baru Lampung	14/02/2000
85	TBMS	PT. Tembaga Mulia Semanan	23/05/1990
86	TCID	PT Mandom Indonesia	30/09/1993
87	TLKM	PT Telkom Indonesia	14/11/1995
88	TMAS	PT Temas	09/07/2003
89	TOTL	PT Total Bangunan Persada	25/07/2006
90	TOWR	PT Sarana Menara Nusantara	08/03/2010
91	TPIA	PT Chandra Asri Petrochemical	26/05/2008
92	UNTR	PT United Tractors	19/09/1989
93	UNVR	PT Unilever Indonesia	11/01/1982
94	WIKA	PT Wijaya Karya	29/10/2007
95	WSBP	PT Waskita Beton Precast	20/09/2016
96	WTON	PT Wijaya Karya Beton	08/04/2014



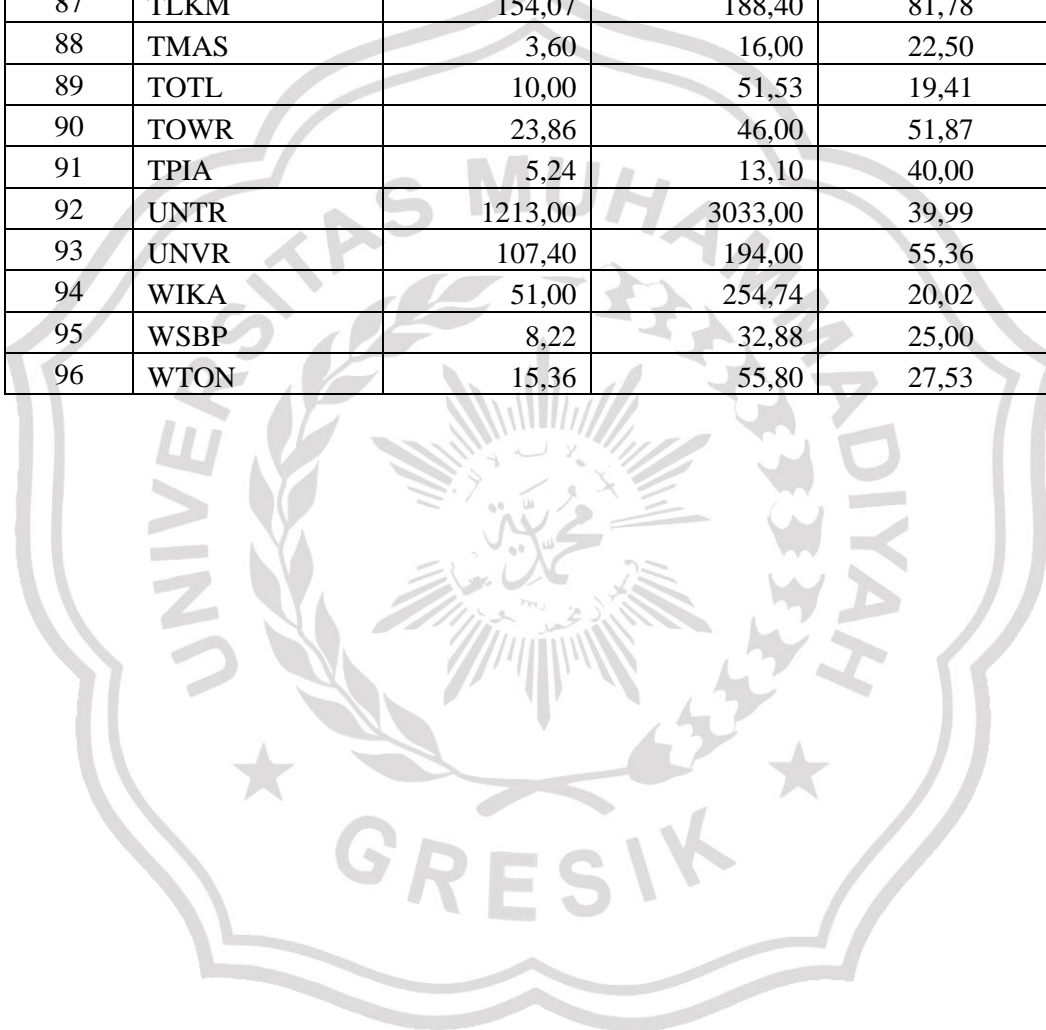
**Lampiran 3 : Tabel Prosentase Hasil Perhitungan Data Variabel Kebijakan**

**Dividen / *Dividend Payout Ratio***

No	Kode Saham	2019		
		DPS	EPS	DPR
1	ACES	18,10	60,33	30,00
2	ADRO	109,00	176,00	61,93
3	AKPI	12,00	89,00	13,48
4	AKRA	110,00	180,00	61,11
5	ALDO	1,10	55,61	1,98
6	ANTM	2,80	8,07	34,70
7	ARNA	22,00	29,41	74,80
8	ASBI	5,70	23,00	24,78
9	ASII	157,00	536,00	29,29
10	ASRM	70,00	269,00	26,02
11	BBNI	201,29	805,16	25,00
12	BBRI	132,17	281,31	46,98
13	BBTN	53,03	200,00	26,51
14	BDMN	187,5	416,78	44,99
15	BFIN	12,00	45,00	26,67
16	BISI	38,00	102,00	37,25
17	BJTM	48,20	92,00	52,39
18	BMRI	353,34	588,90	60,00
19	BNBA	5,75	22,00	26,14
20	BNGA	55,39	156,92	35,30
21	BRPT	2,00	5,00	40,00
22	BSSR	57,12	166,46	34,31
23	BYAN	29,51	93,00	31,73
24	CINT	2,00	7,00	28,57
25	CITA	93,00	195,00	47,69
26	CLPI	56,55	118,00	47,92
27	CSAP	2,00	14,00	14,29
28	CTRA	8,00	62,00	12,90
29	DMAS	25,00	27,70	90,25
30	DPNS	3,00	16,00	18,75
31	DSNG	5,00	16,98	29,45
32	GEMA	5,00	16,00	31,25
33	GEMS	132,60	147,28	90,03
34	GOOD	17,00	56,49	30,09
35	HEAL	12,00	85,9	13,97

36	HOKI	12,00	44,00	27,27
37	HRTA	8,00	32,60	24,54
38	INAI	25,00	53,00	47,17
39	INDF	215,00	559,00	38,46
40	INDS	100,00	153,00	65,36
41	INPP	4,50	181,37	2,48
42	IPCC	20,94	74,41	28,14
43	ITMG	1375,00	1680,00	81,85
44	JKON	2,40	12,21	19,66
45	JPFA	20,00	151,00	13,25
46	JSMR	15,20	304,00	5,00
47	JTPE	30,00	98,10	30,58
48	KEJU	33,00	80,00	41,25
49	KINO	108,00	364,00	29,67
50	KKGI	3,80	17,22	22,07
51	KLBF	26,00	53,48	48,62
52	LIFE	74,00	215,00	34,42
53	LTLS	35,00	118,00	29,66
54	MARK	7,00	16,16	43,32
55	MBAP	161,00	416,15	38,69
56	MDKI	9,00	13,00	69,23
57	MFIN	30,00	66,00	45,45
58	MGRO	1,00	3,81	26,25
59	MIDI	21,20	70,45	30,09
60	MIKA	21,00	51,00	41,18
61	MOLI	5,75	22,00	26,14
62	MPMX	90,00	101,00	89,11
63	MTDL	33,00	145,42	22,69
64	MYOR	30,00	89,00	33,71
65	PBID	59,00	118,90	49,62
66	PEGE	6,00	18,71	32,07
67	PGLI	1,00	11,95	8,37
68	PPRE	6,50	32,00	20,31
69	PPRO	0,56	5,82	9,62
70	PSSI	5,00	26,00	19,23
71	PTBA	316,80	371,00	85,39
72	PTPP	33,84	150,00	22,56
73	PTRO	99,68	446,07	22,35
74	PZZA	29,95	66,00	45,38
75	RANC	28,00	36,00	77,78
76	RDTX	90,00	866,00	10,39
77	SCCO	500,00	1533,00	32,62

78	SDRA	13,00	75,95	17,12
79	SKLT	15,00	65,00	23,08
80	SMBR	0,62	3,00	20,67
81	SMSM	59,00	100,00	59,00
82	SRTG	55,00	2718,00	2,02
83	TBIG	32,00	39,26	81,51
84	TBLA	25,00	124,08	20,15
85	TBMS	37,09	200,00	18,55
86	TCID	420,00	722,00	58,17
87	TLKM	154,07	188,40	81,78
88	TMAS	3,60	16,00	22,50
89	TOTL	10,00	51,53	19,41
90	TOWR	23,86	46,00	51,87
91	TPIA	5,24	13,10	40,00
92	UNTR	1213,00	3033,00	39,99
93	UNVR	107,40	194,00	55,36
94	WIKA	51,00	254,74	20,02
95	WSBP	8,22	32,88	25,00
96	WTON	15,36	55,80	27,53



**Lampiran 4 : Tabel Prosentase Hasil Perhitungan Data Variabel Kepemilikan Manajerial**

No	Kode Saham	2019		
		Jml. Saham Manajemen	Tot. Saham Beredar	Kep. Manajerial
1	ACES	100.000	10.284.900.000	0,00
2	ADRO	3.966.286.049	31.985.962.000	12,40
3	AKPI	31.072.621	680.000.000	4,57
4	AKRA	27.118.820	4.014.694.920	0,68
5	ALDO	107.159.231	1.100.000.000	9,74
6	ANTM	2.092.931	24.030.764.725	0,01
7	ARNA	2.740.000.000	7.341.430.976	37,32
8	ASBI	2.366.000	348.386.472	0,68
9	ASII	24.524.900	40.483.553.140	0,06
10	ASRM	136.352.328	234.064.634	58,25
11	BBNI	1.596.346	18.648.656.458	0,01
12	BBRI	275.521.900	123.345.810.000	0,22
13	BBTN	911.100	10.590.000.000	0,01
14	BDMN	131.800	9.773.552.870	0,00
15	BFIN	464.770.360	15.967.115.620	2,91
16	BISI	7.550.000	3.000.000.000	0,25
17	BJTM	7.510.400	15.002.370.582	0,05
18	BMRI	9.261.758	46.666.666.666	0,02
19	BNBA	730.000	5.690.000.000	0,01
20	BNGA	8.092.581	25.131.606.731	0,03
21	BRPT	63.933.764.535	89.015.998.170	71,82
22	BSSR	7.848.600	2.616.500.000	0,30
23	BYAN	1.990.770.600	3.333.333.500	59,72
24	CINT	2.599.300	1.000.000.000	0,26
25	CITA	8.388.000	3.960.361.250	0,21
26	CLPI	23.300.000	306.338.500	7,61
27	CSAP	140.639.200	4.458.352.920	3,15
28	CTRA	15.786.778	18.560.303.397	0,09
29	DMAS	7.824.500	48.198.111.100	0,02
30	DPNS	656.095	331.129.952	0,20
31	DSNG	972.717.500	10.599.842.200	9,18
32	GEMA	61.122.000	1.600.000.000	3,82
33	GEMS	3.000.000	5.882.353.000	0,05
34	GOOD	753.454.801	7.379.580.291	10,21
35	HEAL	899.869.800	2.973.000.000	30,27
36	HOKI	35.717.472	2.378.405.500	1,50
37	HRTA	19.320.300	4.605.262.400	0,42



38	INAI	6.302.700	633.600.000	0,99
39	INDF	1.380.020	8.780.426.500	0,02
40	INDS	2.683.334	656.249.170	0,41
41	INPP	9.750.000	11.181.971.732	0,09
42	IPCC	300.000	1.818.384.820	0,02
43	ITMG	1.075.980	1.129.925.000	0,10
44	JKON	538.320.700	16.308.519.860	3,30
45	JPFA	167.936.500	11.726.575.201	0,00
46	JSMR	1.684.100	7.257.871.200	0,00
47	JTPE	125.000.000	1.713.012.500	0,00
48	KEJU	1.020.000.000	1.500.000.000	68,00
49	KINO	3.928.600	3.730.135.136	0,11
50	KKGI	17.676.200	5.000.000.000	0,35
51	KLBF	131.876.807	46.875.122.110	0,28
52	LIFE	2.519.000	2.100.000.000	0,12
53	LTLS	70.127.000	1.560.000.000	4,50
54	MARK	132.761.755	3.800.000.310	3,49
55	MBAP	11.113.800	1.227.271.952	0,91
56	MDKI	262.582.681	2.530.150.002	10,38
57	MFIN	134.000.000	2.650.000.000	5,06
58	MGRO	31.388.800	3.554.445.700	0,88
59	MIDI	18.750.000	2.882.353.000	0,65
60	MIKA	10.134.700	14.246.349.500	0,07
61	MOLI	510.684.558	2.334.888.498	21,87
62	MPMX	132.470.353	4.462.963.276	2,97
63	MTDL	580.620.601	2.455.376.917	23,65
64	MYOR	5.640.725.500	22.358.699.725	25,23
65	PBID	156.759.400	1.875.000.000	8,36
66	PEGE	1.072.924.345	2.833.417.056	37,87
67	PGLI	21.500.000	488.000.000	4,41
68	PPRE	2.857.700	10.224.271.000	0,03
69	PPRO	45.002.300	61.675.671.883	0,07
70	PSSI	5.221.500	5.417.063.153	0,10
71	PTBA	162.500	11.520.659.250	0,00
72	PTPP	733.195	6.199.897.354	0,01
73	PTRO	810.000	1.008.605.000	0,08
74	PZZA	173.600	3.021.875.000	0,01
75	RANC	51.224.950	1.564.487.500	3,27
76	RDTX	6.534.200	268.800.000	2,43
77	SCCO	9.838.500	205.583.400	4,79
78	SDRA	2.297.000	6.580.926.254	0,03
79	SKLT	5.687.044	690.740.500	0,82
80	SMBR	126.000	9.932.534.336	0,00

81	SMSM	459.569.652	5.758.675.440	7,98
82	SRTG	865.126.671	2.712.966.740	31,89
83	TBIG	290.286.550	22.656.999.445	1,28
84	TBLA	4.676.000	5.342.098.939	0,09
85	TBMS	200.000	367.340.000	0,05
86	TCID	253.004	201.066.667	0,13
87	TLKM	1.846.487	99.062.216.599	0,00
88	TMAS	34.233.725	5.705.150.000	0,60
89	TOTL	63.154.500	3.410.000.000	1,85
90	TOWR	364.264.900	51.014.625.000	0,71
91	TPIA	30.606.875	17.833.520.260	0,17
92	UNTR	4.059.015	3.730.135.136	0,11
93	UNVR	9.768	7.630.000.000	0,00
94	WIKI	1.206.000	8.969.951.372	0,01
95	WSBP	6.066.100	26.361.157.534	0,02
96	WTON	3.298.000	8.715.466.600	0,04



**Lampiran 5 : Tabel Prosentase Hasil Perhitungan Data Variabel Kepemilikan**

**Institusional**

No	Kode Saham	2019		
		Jml. Saham Institusional	Tot. Saham Beredar	Kep. Institusional
1	ACES	430.088.383	10.284.900.000	4,18
2	ADRO	19.247.006.054	31.985.962.000	60,17
3	AKPI	476.175.852	680.000.000	70,03
4	AKRA	2.792.080.307	4.014.694.920	69,55
5	ALDO	855.877.869	1.100.000.000	77,81
6	ANTM	3.961.540.333	24.030.764.725	16,49
7	ARNA	1.285.300.081	7.341.430.976	17,51
8	ASBI	314.643.330	348.386.472	90,31
9	ASII	5.152.232.188	40.483.553.140	12,73
10	ASRM	39.608.853	234.064.634	16,92
11	BBNI	2.526.836.463	18.648.656.458	13,55
12	BBRI	80.302.297.633	123.345.810.000	65,10
13	BBTN	1.768.923.662	10.590.000.000	16,70
14	BDMN	262.128.503	9.773.552.870	2,68
15	BFIN	2.934.755.850	15.967.115.620	18,38
16	BISI	1.624.312.500	3.000.000.000	54,14
17	BJTM	437.455.985	15.002.370.582	2,92
18	BMRI	32.075.909.192	46.666.666.666	68,73
19	BNBA	4.220.109.200	5.690.000.000	74,17
20	BNGA	395.086.727	25.131.606.731	1,57
21	BRPT	3.889.336.480	89.015.998.170	4,37
22	BSSR	1.439.106.174	2.616.500.000	55,00
23	BYAN	333.338.000	3.333.333.500	10,00
24	CINT	770.100.000	1.000.000.000	77,01
25	CITA	2.673.954.798	3.960.361.250	67,52
26	CLPI	24.924.900	306.338.500	8,14
27	CSAP	1.474.091.214	4.458.352.920	33,06
28	CTRA	10.542.492.247	18.560.303.397	56,80
29	DMAS	31.599.115.505	48.198.111.100	65,56
30	DPNS	174.902.840	331.129.952	52,82
31	DSNG	7.115.244.300	10.599.842.200	67,13
32	GEMA	1.384.535.700	1.600.000.000	86,53
33	GEMS	60.001.900	5.882.353.000	1,02
34	GOOD	1.682.308.400	7.379.580.291	22,80
35	HEAL	245.543.230	2.973.000.000	8,26

36	HOKI	1.999.858.670	2.378.405.500	84,08
37	HRTA	4.492.761.700	4.605.262.400	97,56
38	INAI	469.679.200	633.600.000	74,13
39	INDF	1.391.697.600	8.780.426.500	15,85
40	INDS	583.396.460	656.249.170	88,90
41	INPP	4.231.051.645	11.181.971.732	37,84
42	IPCC	1.613.569.720	1.818.384.820	88,74
43	ITMG	77.814.662	1.129.925.000	6,89
44	JKON	13.082.496.915	16.308.519.860	80,22
45	JPFA	1.101.765.039	11.726.575.201	9,40
46	JSMR	1.329.421.302	7.257.871.200	18,32
47	JTPE	1.125.000.000	1.713.012.500	65,67
48	KEJU	200.110.000	1.500.000.000	13,34
49	KINO	2.347.474.276	3.730.135.136	62,93
50	KKGI	1.588.500.000	5.000.000.000	31,77
51	KLBF	32.613.344.821	46.875.122.110	69,57
52	LIFE	414.479.300	2.100.000.000	19,74
53	LTLS	1.294.809.100	1.560.000.000	83,00
54	MARK	2.995.238.555	3.800.000.310	78,82
55	MBAP	736.488.996	1.227.271.952	60,01
56	MDKI	1.998.719.560	2.530.150.002	79,00
57	MFIN	130.221.900	2.650.000.000	4,91
58	MGRO	2.801.590.100	3.554.445.700	78,82
59	MIDI	2.635.111.300	2.882.353.000	91,42
60	MIKA	12.574.900.774	14.246.349.500	88,27
61	MOLI	1.398.035.091	2.334.888.498	59,88
62	MPMX	3.317.663.035	4.462.963.276	74,34
63	MTDL	909.122.129	2.455.376.917	37,03
64	MYOR	1.551.693.761	22.358.699.725	6,94
65	PBID	1.402.343.800	1.875.000.000	74,79
66	PEGE	5.905.500	2.833.417.056	0,21
67	PGLI	267.641.300	488.000.000	54,84
68	PPRE	9.316.716.300	10.224.271.000	91,12
69	PPRO	51.753.510.271	61675671883	83,91
70	PSSI	4.313.982.853	5.417.063.153	79,64
71	PTBA	9.406.310.151	11.520.659.250	81,65
72	PTPP	3.768.521.116	6.199.897.354	60,78
73	PTRO	706.586.630	1.008.605.000	70,06
74	PZZA	2.149.467.750	3.021.875.000	71,13
75	RANC	1.157.141.025	1564487500	73,96
76	RDTX	201.617.974	268.800.000	75,01
77	SCCO	147.103.291	205.583.400	71,55
78	SDRA	743.180.533	6.580.926.254	11,29

79	SKLT	580.615.000	690.740.500	84,06
80	SMBR	477.027.236	9.932.534.336	4,80
81	SMSM	3.477.385.288	5.758.675.440	60,39
82	SRTG	964.769.500	2.712.966.740	35,56
83	TBIG	15.412.223.060	22.656.999.445	68,02
84	TBLA	3.033.875.853	5.342.098.939	56,79
85	TBMS	316.754.000	367.340.000	86,23
86	TCID	34.924.776	201.066.667	17,37
87	TLKM	10.876.897.723	99.062.216.599	10,98
88	TMAS	4.946.012.165	5.705.150.000	86,69
89	TOTL	369.790.540	3.410.000.000	10,84
90	TOWR	28.691.551.889	51.014.625.000	56,24
91	TPIA	7.847.985.740	17.833.520.260	44,01
92	UNTR	2.716.206.874	3.730.135.136	72,82
93	UNVR	432.729.296	7.630.000.000	5,67
94	WIKA	1.383.316.372	8.969.951.372	15,42
95	WSBP	62.028.634	26.361.157.534	0,24
96	WTON	1.395.410.303	8.715.466.600	16,01





**Lampiran 6 : Tabel Prosentase Hasil Perhitungan Data Variabel Kepemilikan**

**Asing**

No	Kode Saham	2019		
		Jml. Saham Asing	Tot. Saham Beredar	Kep. Asing
1	ACES	6.207.391.873	10.284.900.000	60,35
2	ADRO	6.251.345.104	31.985.962.000	19,54
3	AKPI	104.999.527	680.000.000	15,44
4	AKRA	1.073.819.502	4.014.694.920	26,75
5	ALDO	70.600	1.100.000.000	0,01
6	ANTM	1.662.291.752	24.030.764.725	6,92
7	ARNA	2.736.425.506	7.341.430.976	37,27
8	ASBI	7.866.600	348.386.472	2,26
9	ASII	35.331.320.952	40.483.553.140	87,27
10	ASRM	25.538.716	234.064.634	10,91
11	BBNI	7.103.077.843	18.648.656.458	38,09
12	BBRI	43.043.512.367	123.345.810.000	34,90
13	BBTN	1.905.997.619	10.590.000.000	18,00
14	BDMN	9.386.178.772	9.773.552.870	96,04
15	BFIN	13.032.359.769	15.967.115.620	81,62
16	BISI	694.312.500	3.000.000.000	23,14
17	BJTM	1.703.160.671	15.002.370.582	11,35
18	BMRI	14.152.406.622	46.666.666.666	30,33
19	BNBA	42.608.800	5.690.000.000	0,75
20	BNGA	23.858.279.251	25.131.606.731	94,93
21	BRPT	21.372.790.868	89.015.998.170	24,01
22	BSSR	1.049.962.400	2.616.500.000	40,13
23	BYAN	666.666.700	3.333.333.500	20,00
24	CINT	174.600.000	1.000.000.000	17,46
25	CITA	1.196.355.644	3.960.361.250	30,21
26	CLPI	158.669.100	306.338.500	51,80
27	CSAP	2.647.296.642	4.458.352.920	59,38
28	CTRA	4.630.979.573	18.560.303.397	24,95
29	DMAS	16.598.995.595	48.198.111.100	34,44
30	DPNS	78.808.928	331.129.952	23,80
31	DSNG	882.603.850	10.599.842.200	8,33
32	GEMA	38.099.000	1.600.000.000	2,38
33	GEMS	5.815.600.100	5.882.353.000	98,87
34	GOOD	1.517.624.390	7.379.580.291	20,57
35	HEAL	707.777.970	2.973.000.000	23,81
36	HOKI	18.650.300	2.378.405.500	0,78
37	HRTA	12.341.600	4.605.262.400	0,27

38	INAI	7.789.200	633.600.000	1,23
39	INDF	7.257.900.545	8.780.426.500	82,66
40	INDS	32.952.720	656.249.170	5,02
41	INPP	6.895.098.385	11.181.971.732	61,66
42	IPCC	26.802.500	1.818.384.820	1,47
43	ITMG	947.041.796	1.129.925.000	83,81
44	JKON	832.172.120	16.308.519.860	5,10
45	JPFA	9.764.764.505	11.726.575.201	83,27
46	JSMR	741.428.262	7.257.871.200	10,22
47	JTPE	342.602.500	1.713.012.500	20,00
48	KEJU	400.400	1.500.000.000	0,03
49	KINO	916.064.906	3.730.135.136	24,56
50	KKGI	2.775.000.000	5.000.000.000	55,50
51	KLBF	11.514.360.114	46.875.122.110	24,56
52	LIFE	1.680.444.200	2.100.000.000	80,02
53	LTLS	265.320.900	1.560.000.000	17,01
54	MARK	2.995.238.555	3.800.000.310	78,82
55	MBAP	421.105.102	1.227.271.952	34,31
56	MDKI	137.106.000	2.530.150.002	5,42
57	MFIN	35.305.900	2.650.000.000	1,33
58	MGRO	810.100.000	3.554.445.700	22,79
59	MIDI	83.806.100	2.882.353.000	2,91
60	MIKA	1.619.187.826	14.246.349.500	11,37
61	MOLI	309.500	2.334.888.498	0,01
62	MPMX	987.566.194	4.462.963.276	22,13
63	MTDL	453.753.588	2.455.376.917	18,48
64	MYOR	1.746.214.449	22.358.699.725	7,81
65	PBID	64.236.600	1.875.000.000	3,43
66	PEGE	130.800.900	2.833.417.056	4,62
67	PGLI	33.200.100	488.000.000	6,80
68	PPRE	25.865.400	10.224.271.000	0,25
69	PPRO	1.142.312.021	61.675.671.883	1,85
70	PSSI	1.853.463.153	5.417.063.153	34,22
71	PTBA	1.489.515.792	11.520.659.250	12,93
72	PTPP	1.098.269.190	6.199.897.354	17,71
73	PTRO	26.893.081	1.008.605.000	2,67
74	PZZA	191.534.500	3.021.875.000	6,34
75	RANC	184.785.250	1.564.487.500	11,81
76	RDTX	333.150	268.800.000	0,12
77	SCCO	26.174.943	205.583.400	12,73
78	SDRA	5.260.421.442	6.580.926.254	79,93
79	SKLT	399.886.250	690.740.500	57,89
80	SMBR	45.339.850	9.932.534.336	0,46

81	SMSM	1.317.573.468	5.580.000.000	23,61
82	SRTG	282.148.900	2.712.966.740	10,40
83	TBIG	6.396.069.860	22.656.999.445	28,23
84	TBLA	1.805.562.135	5.342.098.939	33,80
85	TBMS	192.554.000	367.340.000	52,42
86	TCID	135.907.648	201.066.667	67,59
87	TLKM	36.582.965.317	99.062.216.599	36,93
88	TMAS	98.121.975	5.705.150.000	1,72
89	TOTL	486.120.540	3.410.000.000	14,26
90	TOWR	20.648.241.971	51.014.625.000	40,48
91	TPIA	7.442.314.671	17.833.520.260	41,73
92	UNTR	916.588.976	3.730.135.136	24,57
93	UNVR	7.102.895.543	7.630.000.000	93,09
94	WIKI	1.237.763.300	8.969.951.372	13,80
95	WSBP	2.341.934.848	26.361.157.534	8,88
96	WTON	483.351.991	8.715.466.600	5,55



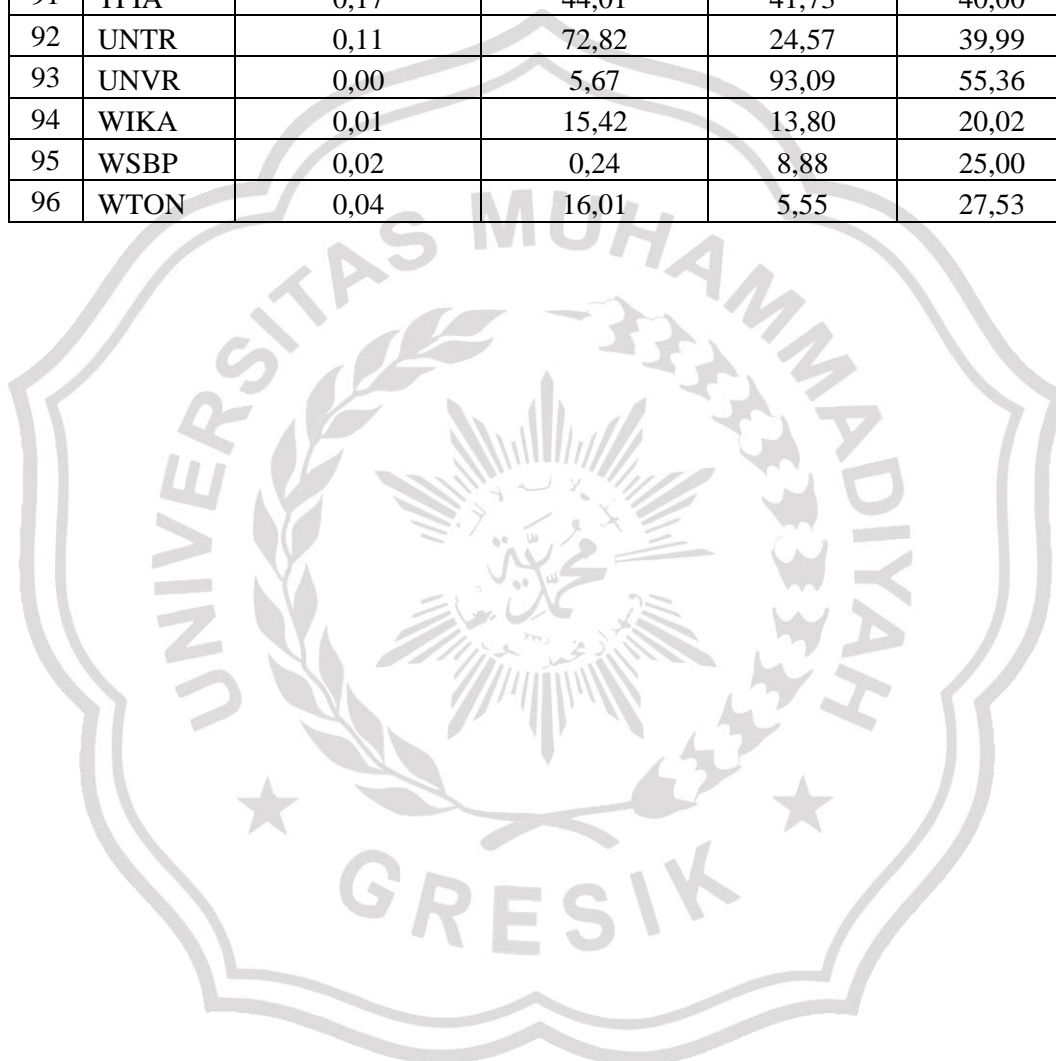
**Lampiran 7 : Tabel Hasil Tabulasi Data**

<b>No</b>	<b>Kode Saham</b>	<b>Kep. Manajerial (X1)</b>	<b>Kep. Institusi (X2)</b>	<b>Kep. Asing (X3)</b>	<b>Kebijakan Dividen (Y)</b>
1	ACES	0,00	4,18	60,35	30,00
2	ADRO	12,40	60,17	19,54	61,93
3	AKPI	4,57	70,03	15,44	13,48
4	AKRA	0,68	69,55	26,75	61,11
5	ALDO	9,74	77,81	0,01	1,98
6	ANTM	0,01	16,49	6,92	34,70
7	ARNA	37,32	17,51	37,27	74,80
8	ASBI	0,68	90,31	2,26	24,78
9	ASII	0,06	12,73	87,27	29,29
10	ASRM	58,25	16,92	10,91	26,02
11	BBNI	0,01	13,55	38,09	25,00
12	BBRI	0,22	65,10	34,90	46,98
13	BBTN	0,01	16,70	18,00	26,51
14	BDMN	0,00	2,68	96,04	44,99
15	BFIN	2,91	18,38	81,62	26,67
16	BISI	0,25	54,14	23,14	37,25
17	BJTM	0,05	2,92	11,35	52,39
18	BMRI	0,02	68,73	30,33	60,00
19	BNBA	0,01	74,17	0,75	26,14
20	BNGA	0,03	1,57	94,93	35,30
21	BRPT	71,82	4,37	24,01	40,00
22	BSSR	0,30	55,00	40,13	34,31
23	BYAN	59,72	10,00	20,00	31,73
24	CINT	0,26	77,01	17,46	28,57
25	CITA	0,21	67,52	30,21	47,69
26	CLPI	7,61	8,14	51,80	47,92
27	CSAP	3,15	33,06	59,38	14,29
28	CTRA	0,09	56,80	24,95	12,90
29	DMAS	0,02	65,56	34,44	90,25
30	DPNS	0,20	52,82	23,80	18,75
31	DSNG	9,18	67,13	8,33	29,45
32	GEMA	3,82	86,53	2,38	31,25
33	GEMS	0,05	1,02	98,87	90,03
34	GOOD	10,21	22,80	20,57	30,09
35	HEAL	30,27	8,26	23,81	13,97
36	HOKI	1,50	84,08	0,78	27,27
37	HRTA	0,42	97,56	0,27	24,54
38	INAI	0,99	74,13	1,23	47,17
39	INDF	0,02	15,85	82,66	38,46

40	INDS	0,41	88,90	5,02	65,36
41	INPP	0,09	37,84	61,66	2,48
42	IPCC	0,02	88,74	1,47	28,14
43	ITMG	0,10	6,89	83,81	81,85
44	JKON	3,30	80,22	5,10	19,66
45	JPFA	1,43	9,40	83,27	13,25
46	JSMR	0,02	18,32	10,22	5,00
47	JTPE	7,30	65,67	20,00	30,58
48	KEJU	68,00	13,34	0,03	41,25
49	KINO	0,11	62,93	24,56	29,67
50	KKGI	0,35	31,77	55,50	22,07
51	KLBF	0,28	69,57	24,56	48,62
52	LIFE	0,12	19,74	80,02	34,42
53	LTLS	4,50	83,00	17,01	29,66
54	MARK	3,49	78,82	78,82	43,32
55	MBAP	0,91	60,01	34,31	38,69
56	MDKI	10,38	79,00	5,42	69,23
57	MFIN	5,06	4,91	1,33	45,45
58	MGRO	0,88	78,82	22,79	26,25
59	MIDI	0,65	91,42	2,91	30,09
60	MIKA	0,07	88,27	11,37	41,18
61	MOLI	21,87	59,88	0,01	26,14
62	MPMX	2,97	74,34	22,13	89,11
63	MTDL	23,65	37,03	18,48	22,69
64	MYOR	25,23	6,94	7,81	33,71
65	PBID	8,36	74,79	3,43	49,62
66	PEGE	37,87	0,21	4,62	32,07
67	PGLI	4,41	54,84	6,80	8,37
68	PPRE	0,03	91,12	0,25	20,31
69	PPRO	0,07	83,91	1,85	9,62
70	PSSI	0,10	79,64	34,22	19,23
71	PTBA	0,00	81,65	12,93	85,39
72	PTPP	0,01	60,78	17,71	22,56
73	PTRO	0,08	70,06	2,67	22,35
74	PZZA	0,01	71,13	6,34	45,38
75	RANC	3,27	73,96	11,81	77,78
76	RDTX	2,43	75,01	0,12	10,39
77	SCCO	4,79	71,55	12,73	32,62
78	SDRA	0,03	11,29	79,93	17,12
79	SKLT	0,82	84,06	57,89	23,08
80	SMBR	0,00	4,80	0,46	20,67
81	SMSM	7,98	60,39	23,61	59,00
82	SRTG	31,89	35,56	10,40	2,02



83	TBIG	1,28	68,02	28,23	81,51
84	TBLA	0,09	56,79	33,80	20,15
85	TBMS	0,05	86,23	52,42	18,55
86	TCID	0,13	17,37	67,59	58,17
87	TLKM	0,00	10,98	36,93	81,78
88	TMAS	0,60	86,69	1,72	22,50
89	TOTL	1,85	10,84	14,26	19,41
90	TOWR	0,71	56,24	40,48	51,87
91	TPIA	0,17	44,01	41,73	40,00
92	UNTR	0,11	72,82	24,57	39,99
93	UNVR	0,00	5,67	93,09	55,36
94	WIKA	0,01	15,42	13,80	20,02
95	WSBP	0,02	0,24	8,88	25,00
96	WTON	0,04	16,01	5,55	27,53

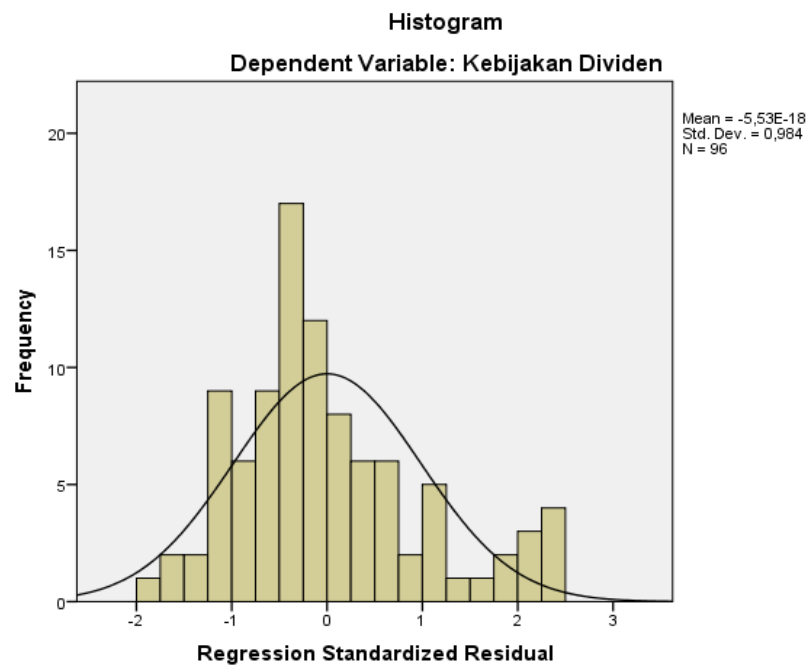


## Lampiran 8 : Hasil Pengujian SPSS

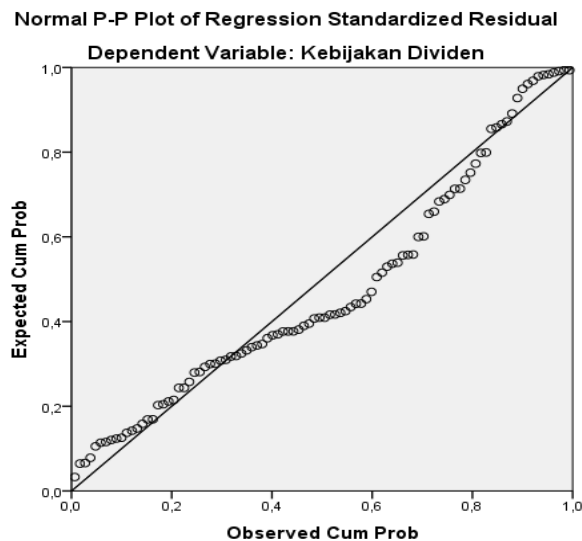
### Hasil Uji Statistik Deskriptif Descriptive Statistics

	N	Minimum	Maximum	Mean	Std. Deviation
Kepemilikan Manajerial	96	,00	71,82	6,4110	14,59142
Kepemilikan Institusional	96	,21	97,56	48,0118	31,36531
Kepemilikan Asing	96	,01	98,87	28,0144	27,69846
Kebijakan Dividen	96	1,98	90,25	36,2005	21,10011
Valid N (listwise)	96				

### Hasil Uji Normalitas Histogram



### Hasil Uji Normalitas Grafik P-Plot



### Coefficients<sup>a</sup>

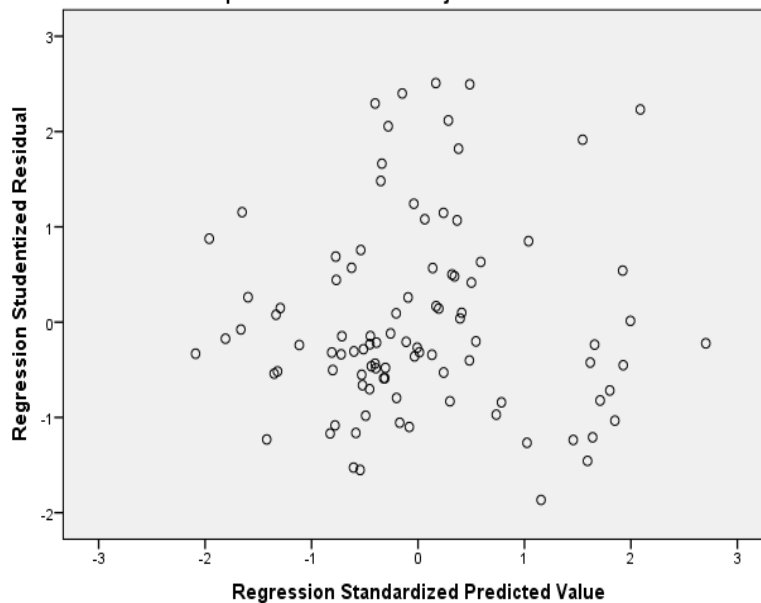
Model		Collinearity Statistics	
		Tolerance	VIF
1	(Constant)		
	Kepemilikan Manajerial	,764	1,309
	Kepemilikan Institusional	,636	1,572
	Kepemilikan Asing	,677	1,477

a. Dependent Variable: Kebijakan Dividen

### Hasil Uji Heteroskedastisitas

#### Scatterplot

Dependent Variable: Kebijakan Dividen



### Hasil Uji Regresi Linier Berganda

#### Coefficients<sup>a</sup>

Model	Unstandardized Coefficients		Standardized Coefficients	t	Sig.	Collinearity Statistics		
	B	Std. Error	Beta			Tolerance	VIF	
	1	(Constant)	26,823					6,936
	Kepemilikan Manajerial	,074	,169	,051	,440	,661	,764	1,309
	Kepemilikan Institusional	,078	,086	,116	,905	,368	,636	1,572
	Kepemilikan Asing	,184	,095	,242	1,948	,054	,677	1,477

a. Dependent Variable: Kebijakan Dividen

### Hasil Uji Parsial T

#### Coefficients<sup>a</sup>

Model	Unstandardized Coefficients		Standardized Coefficients	t	Sig.	Collinearity Statistics	
	B	Std. Error	Beta			Tolerance	VIF
1 (Constant)	26,823	6,936		3,867	,000		
Kepemilikan Manajerial	,074	,169	,051	,440	,661	,764	1,309
Kepemilikan Institusional	,078	,086	,116	,905	,368	,636	1,572
Kepemilikan Asing	,184	,095	,242	1,948	,054	,677	1,477

a. Dependent Variable: Kebijakan Dividen

### Hasil Uji Simultan F ANOVA<sup>a</sup>

Model		Sum of Squares	df	Mean Square	F	Sig.
1	Regression	1731,215	3	577,072	1,309	,276 <sup>b</sup>
	Residual	40564,159	92	440,915		
	Total	42295,373	95			

a. Dependent Variable: Kebijakan Dividen

b. Predictors: (Constant), Kepemilikan Asing, Kepemilikan Manajerial, Kepemilikan Institusional

### Hasil Uji Koefisien Determinasi

#### Model Summary<sup>b</sup>

Model	R	R Square	Adjusted R Square	Std. Error of the Estimate	Durbin-Watson
1	,202 <sup>a</sup>	,041	,010	20,99797	2,384

a. Predictors: (Constant), Kepemilikan Asing, Kepemilikan Manajerial, Kepemilikan Institusional

b. Dependent Variable: Kebijakan Dividen