

## LAMPIRAN 1

### Daftar Perusahaan Manufaktur yang Terdaftar di BEI Periode 2020-2021

DAFTAR PERUSAHAAN MANUFAKTUR YANG TERDAFTAR DI BURSA EFEK INDONESIA TAHUN 2020 - 2021				
NO	KODE EMITEN	NAMA PERUSAHAAN	SEKTOR INDUSTRI	SUB SEKTOR
1	GTSI	Indocement Tunggul Prakasa Tbk	Dasar dan Kimia	Semen
2	INTP	GTS Internasional Tbk	Dasar dan Kimia	Semen
3	SMBR	Semen Baturaja Tbk	Dasar dan Kimia	Semen
4	SMCB	Solusi Bangun Indonesia Tbk	Dasar dan Kimia	Semen
5	SMGR	Semen Indonesia (Persero) Tbk	Dasar dan Kimia	Semen
6	WSBP	Waskita Beton Precast Tbk	Dasar dan Kimia	Semen
7	WSKT	Waskita Karya (Persero) Tbk	Dasar dan Kimia	Semen
8	WTON	Wijaya Karya Beton Tbk	Dasar dan Kimia	Semen
9	AMFG	Asahimas Flat Glass Tbk	Dasar dan Kimia	Keramik,Porselen dan Kaca
10	ARNA	Arwana Citramulia Tbk	Dasar dan Kimia	Keramik,Porselen dan Kaca
11	CAKK	Cahayaputra Asa Keramik Tbk	Dasar dan Kimia	Keramik,Porselen dan Kaca
12	KIAS	Keramika Indonesia Assosiasi Tbk	Dasar dan Kimia	Keramik,Porselen dan Kaca
13	MARK	Mark Dynamics Indonesia Tbk	Dasar dan Kimia	Keramik,Porselen dan Kaca
14	MLIA	Mulia Industrindo Tbk	Dasar dan Kimia	Keramik,Porselen dan Kaca
15	TOTO	Surya Toto Indonesia Tbk	Dasar dan Kimia	Keramik,Porselen dan Kaca
16	ALKA	Alakasa Industrindo Tbk	Dasar dan Kimia	Logam dan Sejenisnya
17	ALMI	Alumindo Light Metal Industry Tbk	Dasar dan Kimia	Logam dan Sejenisnya
18	BAJA	Saranacentral Bajatama Tbk	Dasar dan Kimia	Logam dan Sejenisnya
19	BTON	Betonjaya Manunggal Tbk	Dasar dan Kimia	Logam dan Sejenisnya
20	CTBN	Citra Tubindo Tbk	Dasar dan Kimia	Logam dan Sejenisnya
21	GDST	Gunawan Dianjaya Steel Tbk	Dasar dan Kimia	Logam dan Sejenisnya
22	GGRP	Gunung Raja Paksi Tbk	Dasar dan Kimia	Logam dan Sejenisnya
23	INAI	Indal Aluminium Industry Tbk	Dasar dan Kimia	Logam dan Sejenisnya
24	ISSP	Steel Pipe Industry of Indonesia Tbk	Dasar dan Kimia	Logam dan Sejenisnya
25	JKSW	Jakarta Kyoei Steel Works Tbk	Dasar dan Kimia	Logam dan Sejenisnya
26	KRAS	Krakatau Steel (Persero) Tbk	Dasar dan Kimia	Logam dan Sejenisnya
27	LION	Lion Metal Works Tbk	Dasar dan Kimia	Logam dan Sejenisnya
28	LMSH	Lionmesh Prima Tbk	Dasar dan Kimia	Logam dan Sejenisnya
29	NIKL	Pelat Timah Nusantara Tbk	Dasar dan Kimia	Logam dan Sejenisnya
30	PICO	Pelangi Indah Canindo Tbk	Dasar dan Kimia	Logam dan Sejenisnya
31	PURE	Trinitan Metals and Mineral Tbk	Dasar dan Kimia	Logam dan Sejenisnya
32	TBMS	Tembaga Mulia Semanan Tbk	Dasar dan Kimia	Logam dan Sejenisnya
33	AGII	Aneka Gas Industri Tbk	Dasar dan Kimia	Sektor Kimia
34	AVIA	Avia Avian Tbk	Dasar dan Kimia	Sektor Kimia
35	BRPT	Barito Pasific Tbk	Dasar dan Kimia	Sektor Kimia
36	BUDI	Budi Starch and Sweetener Tbk	Dasar dan Kimia	Sektor Kimia
37	DPNS	Duta Pertiwi Nusantara Tbk	Dasar dan Kimia	Sektor Kimia
38	EKAD	Ekadharna International Tbk	Dasar dan Kimia	Sektor Kimia
39	ETWA	Eterindo Wahanatama Tbk	Dasar dan Kimia	Sektor Kimia
40	INCI	Intan Wijaya International Tbk	Dasar dan Kimia	Sektor Kimia
41	KUAS	Ace Oldfields Tbk	Dasar dan Kimia	Sektor Kimia
42	LABA	Ladangbaja Murni Tbk	Dasar dan Kimia	Sektor Kimia
43	MOLI	Madusari Murni Indah Tbk	Dasar dan Kimia	Sektor Kimia
44	NPGF	Nusa Palapa Gemilang Tbk	Dasar dan Kimia	Sektor Kimia
45	OBMD	OBM Drilchem Tbk	Dasar dan Kimia	Sektor Kimia
46	SAMF	Saraswanti Anugerah Makmur Tbk	Dasar dan Kimia	Sektor Kimia
47	SBMA	Surya Biru Murni Acetylene Tbk	Dasar dan Kimia	Sektor Kimia
48	SRSN	Indo Acitama Tbk	Dasar dan Kimia	Sektor Kimia
49	TDPM	Tridomain Performance Materials Tbk	Dasar dan Kimia	Sektor Kimia
50	TPIA	Chandra Asri Petrochemical	Dasar dan Kimia	Sektor Kimia

51	UNIC	Unggul Indah Cahaya Tbk	Dasar dan Kimia	Sektor Kimia
52	AKPI	Argha Karya Prima Industry Tbk	Dasar dan Kimia	Plastik dan Kemasan
53	ALPI	Asiaplast Industries Tbk	Dasar dan Kimia	Plastik dan Kemasan
54	BRNA	Berlina Tbk	Dasar dan Kimia	Plastik dan Kemasan
55	EPAC	Megalestari Epack Sentosaraya Tbk	Dasar dan Kimia	Plastik dan Kemasan
56	ESIP	Sinergi Inti Plastindo Tbk	Dasar dan Kimia	Plastik dan Kemasan
57	FPNI	Lotte Chemical Titan Tbk	Dasar dan Kimia	Plastik dan Kemasan
58	IGAR	Champion Pacific Indonesia Tbk	Dasar dan Kimia	Plastik dan Kemasan
59	IMPC	Impack Pratama Industri Tbk	Dasar dan Kimia	Plastik dan Kemasan
60	IPOL	Indopoly Swakarsa Industry Tbk	Dasar dan Kimia	Plastik dan Kemasan
61	PBID	Panca Budi Idaman Tbk	Dasar dan Kimia	Plastik dan Kemasan
62	SMKL	Satyamitra Kemas Lestari Tbk	Dasar dan Kimia	Plastik dan Kemasan
63	TALF	Tunas Alfin Tbk	Dasar dan Kimia	Plastik dan Kemasan
64	TRST	Trias Sentosa Tbk	Dasar dan Kimia	Plastik dan Kemasan
65	YPAS	Yanaprima Hastapersada Tbk	Dasar dan Kimia	Plastik dan Kemasan
66	CPIN	Charoen Pokphand Indonesia Tbk	Dasar dan Kimia	Pakan Ternak
67	CPRO	Central Proteina Prima Tbk	Dasar dan Kimia	Pakan Ternak
68	JPFA	Japfa Comfeed Indonesia Tbk	Dasar dan Kimia	Pakan Ternak
69	MAIN	Malindo Feedmill Tbk	Dasar dan Kimia	Pakan Ternak
70	SIPD	Sreeya Sewu Indonesia Tbk	Dasar dan Kimia	Pakan Ternak
71	IFII	Indonesia Fibreboard Industry Tbk	Dasar dan Kimia	Indusrti Kayu
72	SINI	Singaraja Putra Tbk	Dasar dan Kimia	Indusrti Kayu
73	SULI	SLJ Global Tbk	Dasar dan Kimia	Indusrti Kayu
74	TIRT	Tirta Mahakam Resources Tbk	Dasar dan Kimia	Indusrti Kayu
75	ALDO	Alkindo Naratama Tbk	Dasar dan Kimia	Bubur Kertas
76	FASW	Fajar Surya Wisesa Tbk	Dasar dan Kimia	Bubur Kertas
77	INKP	Indah Kiat Pulp & Paper Tbk	Dasar dan Kimia	Bubur Kertas
78	INRU	Toba Pulp Lestari Tbk	Dasar dan Kimia	Bubur Kertas
79	KBRI	Kertas Basuki Rachmat Indonesia Tbk	Dasar dan Kimia	Bubur Kertas
80	KDSI	Kedawung Setia Industrial Tbk	Dasar dan Kimia	Bubur Kertas
81	SPMA	Suparma Tbk	Dasar dan Kimia	Bubur Kertas
82	SWAT	Sriwahana Adityakarta Tbk	Dasar dan Kimia	Bubur Kertas
83	TKIM	Pabrik Kertas Tjiwi Kimia Tbk	Dasar dan Kimia	Bubur Kertas
84	DEPO	Caturkarda Depo Bangunan Tbk	Dasar dan Kimia	Lainnya
85	INCF	Indo Komoditi Korpora Tbk	Dasar dan Kimia	Lainnya
86	INOV	Inocycle Technology Group Tbk	Dasar dan Kimia	Lainnya
87	KMTR	Kirana Megatara Tbk	Dasar dan Kimia	Lainnya
88	AMIN	Ateliers Mecaniques D'Indonesie Tbk	Aneka Industri	Mesin dan Alat Berat
89	ARKA	Arkha Jayanti Persada Tbk	Aneka Industri	Mesin dan Alat Berat
90	GMFI	Garuda Maintenance Facility Aero Asia Tbk	Aneka Industri	Mesin dan Alat Berat
91	GPSO	Geoprima Solusi Tbk	Aneka Industri	Mesin dan Alat Berat
92	KPAL	Steadfast Marine Tbk	Aneka Industri	Mesin dan Alat Berat
93	KRAH	Grand Kartech Tbk	Aneka Industri	Mesin dan Alat Berat
94	ASII	Astra International Tbk	Aneka Industri	Otomotif dan Komponen
95	AUTO	Astra Otoparts Tbk	Aneka Industri	Otomotif dan Komponen
96	BOLT	Garuda Metalindo Tbk	Aneka Industri	Otomotif dan Komponen
97	BRAM	Indo Kordsa Tbk	Aneka Industri	Otomotif dan Komponen
98	DRMA	Dharma Polimetal Tbk	Aneka Industri	Otomotif dan Komponen
99	GDYR	Goodyear Indonesia Tbk	Aneka Industri	Otomotif dan Komponen
100	GJTL	Gajah Tunggal Tbk	Aneka Industri	Otomotif dan Komponen
101	IMAS	Indomobil Sukses Internasional Tbk	Aneka Industri	Otomotif dan Komponen
102	INDS	Indospring Tbk	Aneka Industri	Otomotif dan Komponen
103	LPIN	Multi Prima Sejahtera Tbk	Aneka Industri	Otomotif dan Komponen
104	MASA	Multistrada Arah Sarana Tbk	Aneka Industri	Otomotif dan Komponen
105	NIPS	Nipress Tbk	Aneka Industri	Otomotif dan Komponen
106	PRAS	Prima Alloy Steel Universal Tbk	Aneka Industri	Otomotif dan Komponen
107	SMSM	Selamat Sempurna Tbk	Aneka Industri	Otomotif dan Komponen
108	ADMG	Polychem Indonesia Tbk	Aneka Industri	Tekstil dan Garmen
109	ARGO	Argo Pantess Tbk	Aneka Industri	Tekstil dan Garmen
110	BELL	Trisula Textile Industries Tbk	Aneka Industri	Tekstil dan Garmen

111	CNTX	Century Textile Industry Tbk	Aneka Industri	Tekstil dan Garmen
112	ERTX	Eratex Djaja Tbk	Aneka Industri	Tekstil dan Garmen
113	ESTI	Ever Shine Tex Tbk	Aneka Industri	Tekstil dan Garmen
114	HDTX	Panasia Indo Resources Tbk	Aneka Industri	Tekstil dan Garmen
115	INDR	Indorama Synthetics Tbk	Aneka Industri	Tekstil dan Garmen
116	MYTX	Asia Pacific Investama Tbk	Aneka Industri	Tekstil dan Garmen
117	PBRX	Pan Brothers Tbk	Aneka Industri	Tekstil dan Garmen
118	POLY	Asia Pacific Fibers Tbk	Aneka Industri	Tekstil dan Garmen
119	POLU	Golden Flower Tbk	Aneka Industri	Tekstil dan Garmen
120	RICY	Ricky Putra Globalindo Tbk	Aneka Industri	Tekstil dan Garmen
121	SBAT	Sejahtera Bintang Abadi Textile Tbk	Aneka Industri	Tekstil dan Garmen
122	SRIL	Sri Rejeki Isman Tbk	Aneka Industri	Tekstil dan Garmen
123	SSTM	Sunson Textile Manufacture Tbk	Aneka Industri	Tekstil dan Garmen
124	STAR	Star Petrochem Tbk	Aneka Industri	Tekstil dan Garmen
125	TFCO	Tifico Fiber Indonesia Tbk	Aneka Industri	Tekstil dan Garmen
126	TRIS	Trisula International Tbk	Aneka Industri	Tekstil dan Garmen
127	UCID	Uni Charm Indonesia Tbk	Aneka Industri	Tekstil dan Garmen
128	UNIT	Nusantara Inti Corpora Tbk	Aneka Industri	Tekstil dan Garmen
129	ZONE	Mega Perintis Tbk	Aneka Industri	Tekstil dan Garmen
130	BATA	Sepatu Bata Tbk	Aneka Industri	Alas Kaki
131	BIMA	Primarindo Asia Infrastructure Tbk	Aneka Industri	Alas Kaki
132	CCSI	Communication Cable Systems Indonesia Tbk	Aneka Industri	Kabel
133	IKBI	Sumi Indo Kabel Tbk	Aneka Industri	Kabel
134	JECC	Jembo Cable Company Tbk	Aneka Industri	Kabel
135	KBLI	KMI Wire & Cable Tbk	Aneka Industri	Kabel
136	KLBM	Kabelindo Murni Tbk	Aneka Industri	Kabel
137	SCCO	Supreme Cable Manufacturing Corporation Tbk	Aneka Industri	Kabel
138	VOKS	Voksel Electric Tbk	Aneka Industri	Kabel
139	PSTN	Sat Nusapersada Tbk	Aneka Industri	Elektronika
140	JSKY	Sky Energy Indonesia Tbk	Aneka Industri	Elektronika
141	SCNP	Selaras Citra Nusantara Perkasa Tbk	Aneka Industri	Elektronika
142	SLIS	Gaya Abadi Sempurna Tbk	Aneka Industri	Elektronika
143	ADES	Akasha Wira International Tbk	Barang Konsumsi	Makanan dan Minuman
144	AISA	Tiga Pilar Sejahtera Food Tbk	Barang Konsumsi	Makanan dan Minuman
145	ALTO	Tri Banyan Tirta Tbk	Barang Konsumsi	Makanan dan Minuman
146	BTEK	Bumi Teknokultura Unggul Tbk	Barang Konsumsi	Makanan dan Minuman
147	BUDI	Budi Starch Sweetener Tbk	Barang Konsumsi	Makanan dan Minuman
148	CAMP	Campina Ice Cream Industry Tbk	Barang Konsumsi	Makanan dan Minuman
149	CEKA	Cahaya Kalbar Tbk	Barang Konsumsi	Makanan dan Minuman
150	CLEO	Sariguna Primatirta Tbk	Barang Konsumsi	Makanan dan Minuman
151	CMRY	Cisarua Mountain Dairy Tbk	Barang Konsumsi	Makanan dan Minuman
152	COCO	Wahana Interfood Nusantara Tbk	Barang Konsumsi	Makanan dan Minuman
153	DLTA	Delta Djakarta Tbk	Barang Konsumsi	Makanan dan Minuman
154	DMND	Diamond Food Indonesia Tbk	Barang Konsumsi	Makanan dan Minuman
155	ENZO	Moreno Abadi Perkasa Tbk	Barang Konsumsi	Makanan dan Minuman
156	FOOD	Sentra Food Indonesia Tbk	Barang Konsumsi	Makanan dan Minuman
157	GOOD	Garudafood Putra Putri Jaya Tbk	Barang Konsumsi	Makanan dan Minuman
158	HOKI	Buyung Poetra Sembada Tbk	Barang Konsumsi	Makanan dan Minuman
159	ICBP	Indofood CBP Sukses Makmur Tbk	Barang Konsumsi	Makanan dan Minuman
160	IIKP	Inti Agri Resources Tbk	Barang Konsumsi	Makanan dan Minuman
161	IKAN	Era Mandiri Cemerlang Tbk	Barang Konsumsi	Makanan dan Minuman
162	INDF	Indofood Sukses Makmur Tbk	Barang Konsumsi	Makanan dan Minuman
163	IPPE	Indo Pureco Pratama Tbk	Barang Konsumsi	Makanan dan Minuman
164	KEJU	Mulia Boga Raya Tbk	Barang Konsumsi	Makanan dan Minuman
165	MGNA	Magna Investama Mandiri Tbk	Barang Konsumsi	Makanan dan Minuman
166	MLBI	Multi Bintang Indonesia Tbk	Barang Konsumsi	Makanan dan Minuman
167	MYOR	Mayora Indah Tbk	Barang Konsumsi	Makanan dan Minuman
168	NASI	Wahana Inti Makmur Tbk	Barang Konsumsi	Makanan dan Minuman
169	PANI	Pratama Abadi Nusa Industri Tbk	Barang Konsumsi	Makanan dan Minuman
170	PCAR	Prima Cakrawala Abadi Tbk	Barang Konsumsi	Makanan dan Minuman

171	PMMP	Panca Mitra Multiperdana Tbk	Barang Konsumsi	Makanan dan Minuman
172	PSDN	Prasidha Aneka Niaga Tbk	Barang Konsumsi	Makanan dan Minuman
173	PSGO	Palma Serasih Tbk	Barang Konsumsi	Makanan dan Minuman
174	ROTI	Nippon Indosari Corpindo Tbk	Barang Konsumsi	Makanan dan Minuman
175	SKBM	Sekar Bumi Tbk	Barang Konsumsi	Makanan dan Minuman
176	SKLT	Sekar Laut Tbk	Barang Konsumsi	Makanan dan Minuman
177	STTP	Siantar Top Tbk	Barang Konsumsi	Makanan dan Minuman
178	TAYS	Jaya Swarasa Agung Tbk	Barang Konsumsi	Makanan dan Minuman
179	ULTJ	Ultra Jaya Milk Industry and Trading Company Tbk	Barang Konsumsi	Makanan dan Minuman
180	WMPP	Widodo Makmur Perkasa Tbk	Barang Konsumsi	Makanan dan Minuman
181	WMUU	Widodo Makmur Unggas Tbk	Barang Konsumsi	Makanan dan Minuman
182	GGRM	Gudang Garam Tbk	Barang Konsumsi	Pabrik Tembakau
183	HMSP	Hanjaya Mandala Sampoerna Tbk	Barang Konsumsi	Pabrik Tembakau
184	ITIC	Indonesian Tobacco Tbk	Barang Konsumsi	Pabrik Tembakau
185	RMBA	Bentoel Internasional Investama Tbk	Barang Konsumsi	Pabrik Tembakau
186	WIIM	Wisnilak Inti Makmur Tbk	Barang Konsumsi	Pabrik Tembakau
187	DVLA	Darya Varia Laboratoria Tbk	Barang Konsumsi	Farmasi
188	INAF	Indofarma Tbk	Barang Konsumsi	Farmasi
189	KAEF	Kimia Farma Tbk	Barang Konsumsi	Farmasi
190	KBLF	Kalbe Farma Tbk	Barang Konsumsi	Farmasi
191	MERK	Merck Indonesia Tbk	Barang Konsumsi	Farmasi
192	PEHA	Pharos Tbk	Barang Konsumsi	Farmasi
193	PYFA	Pyridam Farma Tbk	Barang Konsumsi	Farmasi
194	SCPI	Merck Sharp Dohme Pharma Tbk	Barang Konsumsi	Farmasi
195	SIDO	Industri Jamu dan Farmasi Sido Tbk	Barang Konsumsi	Farmasi
196	SOHO	Soho Global Health Tbk	Barang Konsumsi	Farmasi
197	TSPC	Tempo Scan Pacific Tbk	Barang Konsumsi	Farmasi
198	KINO	Kino Indonesia Tbk	Barang Konsumsi	Kosmetik dan Barang Keperluan Rumah Tangga
199	KPAS	Cottonindo Ariesta Tbk	Barang Konsumsi	Kosmetik dan Barang Keperluan Rumah Tangga
200	MBTO	Martina Berto Tbk	Barang Konsumsi	Kosmetik dan Barang Keperluan Rumah Tangga
201	MRAT	Mustika Ratu Tbk	Barang Konsumsi	Kosmetik dan Barang Keperluan Rumah Tangga
202	TCID	Mandom Indonesia Tbk	Barang Konsumsi	Kosmetik dan Barang Keperluan Rumah Tangga
203	UNVR	Unilever Indonesia Tbk	Barang Konsumsi	Kosmetik dan Barang Keperluan Rumah Tangga
204	VICI	Victoria Care Indonesia Tbk	Barang Konsumsi	Kosmetik dan Barang Keperluan Rumah Tangga
205	CBMF	Cahaya Bintang Medan Tbk	Barang Konsumsi	Peralatan Rumah Tangga
206	CINT	Chitose International Tbk	Barang Konsumsi	Peralatan Rumah Tangga
207	FLMC	Falmaco Nonwoven Industri Tbk	Barang Konsumsi	Peralatan Rumah Tangga
208	KICI	Kedaung Indah Can Tbk	Barang Konsumsi	Peralatan Rumah Tangga
209	LMPI	Langgeng Makmur Industri Tbk	Barang Konsumsi	Peralatan Rumah Tangga
210	SOFA	Boston Furniture Industries Tbk	Barang Konsumsi	Peralatan Rumah Tangga
211	WOOD	Integra Indocabinet Tbk	Barang Konsumsi	Peralatan Rumah Tangga
212	BOBA	Formosa Ingredient Factory Tbk	Barang Konsumsi	Lainnya
213	HRTA	Hartadinata Abadi Tbk	Barang Konsumsi	Lainnya
214	TOYS	Sunindo Adipersada Tbk	Barang Konsumsi	Lainnya

Perusahaan yang listing di BEI sampai Tahun 2022 adalah 825 perusahaan

Perusahaan yang listing di BEI sampai Tahun 2021 adalah 770 Perusahaan

Dari 770 Perusahaan yang listing sampai tahun 2021, ada sebanyak 214 perusahaan manufaktur



DAFTAR PERUSAHAAN MANUFAKTUR YANG TERDAFTAR DI BURSA EFEK INDONESIA BERTURUT TURUT TAHUN 2020 - 2021

NO	KODE EMITEN	NAMA PERUSAHAAN	Yang di Jadikan Sampel Penelitian				Memperoleh Laba	Hasil
			Terdaftar di BEI berturut-turut		Dalam Satuan Rupiah			
			2020	2021	2020	2021		
46	SAMF	Saraswanti Anugerah Makmur Tbk	✓	✓	✓	✓	✓	LOLOS
47	SBMA	Surya Biru Murni Acetylene Tbk	X	✓	X	✓	✓	TIDAK LOLOS
48	SRSN	Indo Aciatama Tbk	✓	✓	✓	✓	✓	LOLOS
49	TDPM	Tridomain Performance Materials Tbk	✓	✓	✓	X	X	TIDAK LOLOS
50	TPIA	Chandra Asri Petrochemical	✓	✓	✓	X	X	TIDAK LOLOS
51	UNIC	Unggul Indah Cahaya Tbk	✓	✓	✓	X	X	TIDAK LOLOS
52	AKPI	Argha Karya Prima Industry Tbk	✓	✓	✓	✓	✓	LOLOS
53	APLI	Asiaplast Industries Tbk	✓	✓	✓	✓	X	TIDAK LOLOS
54	BRNA	Berlina Tbk	✓	✓	✓	✓	X	TIDAK LOLOS
55	EPAC	Megalestari Epack Sentosaraya Tbk	✓	✓	✓	✓	✓	LOLOS
56	ESIP	Sinergi Inti Plasting Tbk	✓	✓	✓	✓	✓	LOLOS
57	FPNI	Lotte Chemical Titan Tbk	✓	✓	✓	X	X	TIDAK LOLOS
58	IGAR	Champion Pacific Indonesia Tbk	✓	✓	✓	✓	✓	LOLOS
59	IMPC	Impack Pratama Industri Tbk	✓	✓	✓	✓	✓	LOLOS
60	IPOI	Indopoly Swakarsa Industry Tbk	✓	✓	✓	X	X	TIDAK LOLOS
61	PBID	Panca Budi Idaman Tbk	✓	✓	✓	✓	✓	LOLOS
62	SMKL	Satyanitra Kemas Lestari Tbk	✓	✓	✓	✓	✓	LOLOS
63	TALF	Tunas Alfin Tbk	✓	✓	✓	✓	✓	LOLOS
64	TRST	Trias Sentosa Tbk	✓	✓	✓	✓	✓	LOLOS
65	YPAS	Yanaprima Hastapersada Tbk	✓	✓	✓	✓	✓	LOLOS
66	CPIN	Charoen Pokphand Indonesia Tbk	✓	✓	✓	✓	✓	TIDAK LOLOS
67	CPRO	Central Proteina Prima Tbk	✓	✓	X	✓	✓	LOLOS
68	JJFA	Japfa Comfeed Indonesia Tbk	✓	✓	✓	✓	✓	LOLOS
69	MAIN	Malindo Feedmill Tbk	✓	✓	✓	✓	✓	TIDAK LOLOS
70	SIPD	Sreeya Sewu Indonesia Tbk	✓	✓	✓	✓	✓	LOLOS
71	IFII	Indonesia Fibreboard Industry Tbk	✓	✓	✓	✓	✓	LOLOS
72	SINI	Singaraja Pura Tbk	✓	✓	✓	✓	✓	LOLOS
73	SULI	SLJ Global Tbk	✓	✓	✓	X	X	TIDAK LOLOS
74	TIRT	Tirta Mahakam Resources Tbk	✓	✓	✓	✓	✓	TIDAK LOLOS
75	ALDO	Alkindo Naratama Tbk	✓	✓	✓	✓	✓	LOLOS
76	FASW	Fajar Surya Wisesa Tbk	✓	✓	✓	✓	✓	LOLOS
77	INKP	Indah Kiat Pulp & Paper Tbk	✓	✓	✓	X	X	TIDAK LOLOS
78	INRU	Toba Pulp Lestari Tbk	✓	✓	✓	✓	✓	LOLOS
79	KBRI	Kertas Basuki Rachmat Indonesia Tbk	✓	✓	X	✓	✓	TIDAK LOLOS
80	KDSI	Kedawang Setia Industrial Tbk	✓	✓	✓	✓	✓	LOLOS
81	SPMA	Suparna Tbk	✓	✓	✓	✓	✓	LOLOS
82	SWAT	Sriwahana Adityakarta Tbk	✓	✓	✓	✓	✓	TIDAK LOLOS
83	TKIM	Pabrik Kertas Tjiwi Kimia Tbk	✓	✓	✓	X	X	TIDAK LOLOS
84	DEPO	Caturkarda Depo Bangunan Tbk	X	✓	X	X	X	TIDAK LOLOS
85	INCF	Indo Komoditi Korpora Tbk	✓	✓	✓	✓	✓	TIDAK LOLOS
86	INOV	Inocycle Technology Group Tbk	✓	✓	✓	✓	✓	TIDAK LOLOS
87	KMTR	Kirana Megatara Tbk	✓	✓	✓	✓	✓	LOLOS
88	AMIN	Ateliers Mecaniques D'Indonesie Tbk	✓	✓	✓	✓	✓	TIDAK LOLOS
89	ARKA	Arkha Jayanti Persada Tbk	✓	✓	✓	✓	✓	TIDAK LOLOS
90	GMFI	Garuda Maintenance Facility Aero Asia Tbk	✓	✓	✓	✓	✓	TIDAK LOLOS
91	GPPO	Geoprinna Solusi Tbk	X	✓	X	X	X	TIDAK LOLOS
92	KPAL	Steadfast Marine Tbk	✓	✓	✓	✓	✓	TIDAK LOLOS
93	KRAH	Grand Kartech Tbk	✓	✓	X	X	X	TIDAK LOLOS
94	ASII	Astra International Tbk	✓	✓	✓	✓	✓	LOLOS
95	AUTO	Astra Otoparts Tbk	✓	✓	✓	✓	✓	TIDAK LOLOS

**DAFTAR PERUSAHAAN MANUFAKTUR YANG TERDAFTAR DI BURSA EFEK INDONESIA BERTURUT TURUT TAHUN 2020 - 2021**

Yang di Jadikan Sampel Penelitian

NO	KODE EMITEN	NAMA PERUSAHAAN	Terdaftar di BEI berturut-turut		Menerbitkan Annual Report		Dalam Satuan Rupiah		Memperoleh Laba		Hasil
			2020	2021	2020	2021	2020	2021	2020	2021	
96	BOLT	Garuda Metalindo Tbk	√	√	√	√	√	√	X	√	TIDAK LOLOS
97	BRAM	Indo Kordsa Tbk	√	√	√	√	X	X	X	√	TIDAK LOLOS
98	DRMA	Dharma Polimetal Tbk	X	√	√	√	X	X	√	√	TIDAK LOLOS
99	G DYR	Goodyear Indonesia Tbk	√	√	√	√	X	X	X	√	TIDAK LOLOS
100	GJTL	Gajah Tunggal Tbk	√	√	√	√	√	√	√	√	LOLOS
101	IMAS	Indomobil Sukses Internasional Tbk	√	√	√	√	√	√	X	X	TIDAK LOLOS
102	INDS	Indospring Tbk	√	√	√	√	√	√	√	√	LOLOS
103	LPIN	Multi Prima Sejahtera Tbk	√	√	√	√	√	√	√	√	LOLOS
104	MASA	Mulistrada Arah Sarana Tbk	√	√	√	√	X	X	√	√	TIDAK LOLOS
105	NIPS	Nipress Tbk	√	√	√	√	X	X	X	X	TIDAK LOLOS
106	PRAS	Prima Alloy Steel Universal Tbk	√	√	√	√	√	√	X	X	TIDAK LOLOS
107	SMSM	Selamat Sempurna Tbk	√	√	√	√	√	√	√	√	LOLOS
108	ADMG	Polychem Indonesia Tbk	√	√	√	√	X	X	X	√	TIDAK LOLOS
109	ARGO	Argo Pantes Tbk	√	√	√	√	X	X	X	X	TIDAK LOLOS
110	BELL	Trisula Textile Industries Tbk	√	√	√	√	√	√	X	√	TIDAK LOLOS
111	CNTX	Century Textile Industry Tbk	√	√	√	√	X	X	X	X	TIDAK LOLOS
112	ERTX	Eratex Djaja Tbk	√	√	√	√	X	X	X	√	TIDAK LOLOS
113	ESTI	Ever Shine Tex Tbk	√	√	√	√	√	√	X	√	TIDAK LOLOS
114	HDTX	Panasia Indo Resources Tbk	√	√	√	√	√	√	X	X	TIDAK LOLOS
115	INDR	Indorama Synthetics Tbk	√	√	√	√	X	X	√	√	TIDAK LOLOS
116	MYTX	Asia Pacific Investama Tbk	√	√	√	√	√	√	X	X	TIDAK LOLOS
117	PBRX	Pan Brothers Tbk	√	√	√	√	X	X	√	√	TIDAK LOLOS
118	POLY	Asia Pacific Fibers Tbk	√	√	√	√	X	X	X	√	TIDAK LOLOS
119	POLU	Golden Flower Tbk	√	√	√	√	√	√	X	X	TIDAK LOLOS
120	RICY	Ricky Putra Globalindo Tbk	√	√	√	√	√	√	X	X	TIDAK LOLOS
121	SBAT	Sejahtera Bintang Abadi Textile Tbk	√	√	√	√	√	√	X	X	TIDAK LOLOS
122	SREL	Sri Rejeki Isman Tbk	√	√	√	√	X	X	√	√	TIDAK LOLOS
123	SSTM	Sunson Textile Manufacture Tbk	√	√	√	√	√	√	X	√	TIDAK LOLOS
124	STAR	Star Petrochem Tbk	√	√	√	√	√	√	√	√	LOLOS
125	TFCO	Tifico Fiber Indonesia Tbk	√	√	√	√	X	X	X	√	TIDAK LOLOS
126	TRIS	Trisula International Tbk	√	√	√	√	√	√	X	√	TIDAK LOLOS
127	UCID	Uni Charm Indonesia Tbk	√	√	√	√	√	√	√	√	LOLOS
128	UNIT	Nusantara Inni Corpora Tbk	√	√	√	X	X	X	X	X	TIDAK LOLOS
129	ZONE	Mega Perintis Tbk	√	√	√	√	√	√	X	√	TIDAK LOLOS
130	BATA	Sepatu Bata Tbk	√	√	√	√	√	√	X	X	TIDAK LOLOS
131	BIMA	Prinarindo Asia Infrastructure Tbk	√	√	√	√	√	√	X	X	TIDAK LOLOS
132	CCSI	Communication Cable Systems Indonesia Tbk	√	√	√	√	√	√	√	√	LOLOS
133	IKBI	Sumi Indo Kabel Tbk	√	√	√	X	X	X	X	X	TIDAK LOLOS
134	JECC	Jembo Cable Company Tbk	√	√	√	√	√	√	√	√	TIDAK LOLOS
135	KBLI	KMI Wire & Cable Tbk	√	√	√	√	√	√	X	√	TIDAK LOLOS
136	KLBM	Kabelindo Mumi Tbk	√	√	√	√	√	√	√	X	TIDAK LOLOS
137	SCCO	Supreme Cable Manufacturing Corporation Tbk	√	√	√	√	√	√	√	√	LOLOS
138	VOKS	Voksel Electric Tbk	√	√	√	√	√	√	√	√	TIDAK LOLOS
139	PSTN	Sat Nusapersada Tbk	√	√	√	√	X	X	√	√	TIDAK LOLOS
140	JSKY	Sky Energy Indonesia Tbk	√	√	√	√	√	√	√	√	TIDAK LOLOS

DAFTAR PERUSAHAAN MANUFAKTUR YANG TERDAFTAR DI BURSA EFEK INDONESIA BERTURUT TURUT TAHUN 2020 - 2021

Yang di Jadikan Sampel Penelitian

NO	KODE EMITEN	NAMA PERUSAHAAN	Terdaftar di BEI berturut-turut		Menerbitkan Annual Report		Dalam Satuan Rupiah		Memperoleh Laba		Hasil
			2020	2021	2020	2021	2020	2021	2020	2021	
141	SCNP	Selaras Citra Nusantara Perkasa Tbk	√	√	√	√	√	√	X	X	TIDAK LOLOS
142	SLIS	Gaya Abadi Senpurna Tbk	√	√	√	√	√	√	√	√	LOLOS
143	ADES	Akasha Wira International Tbk	√	√	√	√	√	√	√	√	LOLOS
144	AISA	Tiga Pilar Sejahtera Food Tbk	√	√	√	√	√	√	√	√	LOLOS
145	ALTO	Tri Banyan Tirta Tbk	√	√	√	√	√	√	X	X	TIDAK LOLOS
146	BTEK	Bumi Teknokultura Unggul Tbk	√	√	√	√	√	√	X	X	TIDAK LOLOS
147	BUDI	Budi Starch Sweetener Tbk	√	√	√	√	√	√	√	√	TIDAK LOLOS
148	CAMP	Campina Ice Cream Industry Tbk	√	√	√	√	√	√	√	√	LOLOS
149	CEKA	Cahaya Kalbar Tbk	√	√	√	√	√	√	√	√	LOLOS
150	CLEO	Sariguna Primatirta Tbk	√	√	√	√	√	√	√	√	LOLOS
151	CMRY	Cisarna Mountain Dairy Tbk	X	√	X	√	X	√	√	√	TIDAK LOLOS
152	COCO	Wahana Interfood Nusantara Tbk	√	√	√	√	√	√	√	√	LOLOS
153	DLTA	Delita Djakarta Tbk	√	√	√	√	√	√	√	√	LOLOS
154	DMND	Diamond Food Indonesia Tbk	√	√	√	√	√	√	√	√	LOLOS
155	ENZO	Moreno Abadi Perkasa Tbk	√	√	√	√	√	√	√	√	LOLOS
156	FOOD	Sentra Food Indonesia Tbk	√	√	√	√	√	√	X	X	TIDAK LOLOS
157	GOOD	Garudafood Putra Putri Jaya Tbk	√	√	√	√	√	√	√	√	LOLOS
158	HOKI	Buyung Poetra Sembada Tbk	√	√	√	√	√	√	√	√	LOLOS
159	ICBP	Indofood CBP Sukses Makmur Tbk	√	√	√	√	√	√	√	√	LOLOS
160	IIRP	Inti Agri Resources Tbk	√	√	√	X	√	X	X	X	TIDAK LOLOS
161	IKAN	Era Mandiri Cemerlang Tbk	√	√	√	√	√	√	X	√	TIDAK LOLOS
162	INDF	Indofood Sukses Makmur Tbk	√	√	√	√	√	√	√	√	LOLOS
163	IPPE	Indo Pureco Pratama Tbk	X	√	X	√	√	√	√	√	TIDAK LOLOS
164	KEJU	Mulia Boga Raya Tbk	√	√	√	√	√	√	√	√	LOLOS
165	MGNA	Magna Investama Mandiri Tbk	√	√	√	X	√	√	√	X	TIDAK LOLOS
166	MLBI	Multi Bintang Indonesia Tbk	√	√	√	√	√	√	√	√	LOLOS
167	MYOR	Mayora Indah Tbk	√	√	√	√	√	√	√	√	LOLOS
168	NASI	Wahana Inti Makmur Tbk	X	√	X	√	X	√	X	X	TIDAK LOLOS
169	PANI	Pratama Abadi Nusa Industri Tbk	√	√	√	√	√	√	√	√	LOLOS
170	PCAR	Prima Cakrawala Abadi Tbk	√	√	√	√	√	√	X	√	TIDAK LOLOS
171	PMMP	Panca Mitra Multiperdana Tbk	√	√	√	√	√	X	√	√	TIDAK LOLOS
172	PSDN	Prasidha Aneka Niaga Tbk	√	√	√	√	√	√	X	X	TIDAK LOLOS
173	PSGO	Palma Serasih Tbk	√	√	√	√	√	√	√	√	LOLOS
174	ROTI	Nippon Indosari Corpindo Tbk	√	√	√	√	√	√	√	√	LOLOS
175	SKBM	Sekar Bumi Tbk	√	√	√	√	√	√	√	√	LOLOS
176	SKLT	Sekar Laut Tbk	√	√	√	√	√	√	√	√	LOLOS
177	STTP	Siantar Top Tbk	√	√	√	√	√	√	√	√	LOLOS
178	TAYS	Jaya Swarasa Agung Tbk	X	√	X	√	X	√	√	√	TIDAK LOLOS
179	ULTJ	Ultra Jaya Milk Industry and Trading Company Tbk	√	√	√	√	√	√	√	√	LOLOS
180	WMPP	Widodo Makmur Perkasa Tbk	X	√	X	√	X	√	√	√	TIDAK LOLOS



DAFTAR PERUSAHAAN MANUFAKTUR YANG TERDAFTAR DI BURSA EFEK INDONESIA BERURUT TURUT TAHUN 2020 - 2021

Yang di Jadikan Sampel Penelitian

NO	KODE EMITEN	NAMA PERUSAHAAN	Terdaftar di BEI berturut-turut		Menerbitkan Annual Report		Dalam Satuan Rupiah		Memperoleh Laba		Hasil
			2020	2021	2020	2021	2020	2021	2020	2021	
181	WMUU	Widodo Makmur Uggas Tbk	X	✓	✓	✓	✓	✓	✓	✓	TIDAK LOLOS
182	GGRM	Gudang Garam Tbk	✓	✓	✓	✓	✓	✓	✓	✓	LOLOS
183	HMSP	Hanjaya Mandala Sampoerna Tbk	✓	✓	✓	✓	✓	✓	✓	✓	LOLOS
184	ITIC	Indonesian Tobacco Tbk	✓	✓	✓	✓	✓	✓	✓	✓	LOLOS
185	RMBA	Bentol Internasional Investama Tbk	✓	✓	✓	✓	✓	X	✓	✓	TIDAK LOLOS
186	WIIM	Wisnik Inti Makmur Tbk	✓	✓	✓	✓	✓	✓	✓	✓	LOLOS
187	DVLA	Darya Varia Laboratoria Tbk	✓	✓	✓	✓	✓	✓	✓	✓	LOLOS
188	INAF	Indofarma Tbk	✓	✓	✓	✓	✓	✓	✓	X	TIDAK LOLOS
189	KAEF	Kimia Farma Tbk	✓	✓	✓	✓	✓	✓	✓	✓	LOLOS
190	KLBF	Kalbe Farma Tbk	✓	✓	✓	✓	✓	✓	✓	✓	LOLOS
191	MERK	Merek Indonesia Tbk	✓	✓	✓	✓	✓	✓	✓	✓	LOLOS
192	PEHA	Phapros Tbk	✓	✓	✓	✓	✓	✓	✓	✓	LOLOS
193	PYFA	Pyridam Farma Tbk	✓	✓	✓	✓	✓	✓	✓	✓	LOLOS
194	SCPI	Merck Sharp Dohme Pharma Tbk	✓	✓	✓	✓	✓	✓	✓	✓	LOLOS
195	SIDO	Industri Janu dan Farmasi Sido Tbk	✓	✓	✓	✓	✓	✓	✓	✓	LOLOS
196	SOHO	Soho Global Health Tbk	✓	✓	✓	✓	✓	✓	✓	✓	LOLOS
197	TSPC	Tempo Scan Pacific Tbk	✓	✓	✓	✓	✓	✓	✓	✓	LOLOS
198	KINO	Kino Indonesia Tbk	✓	✓	✓	✓	✓	✓	✓	✓	LOLOS
199	KPAS	Cottonindo Arestia Tbk	✓	✓	✓	X	✓	X	X	X	TIDAK LOLOS
200	MBTO	Martina Berto Tbk	✓	✓	✓	✓	✓	✓	X	X	TIDAK LOLOS
201	MRAT	Mustika Rani Tbk	✓	✓	✓	✓	✓	✓	X	✓	TIDAK LOLOS
202	TCID	Mandom Indonesia Tbk	✓	✓	✓	✓	✓	✓	X	X	TIDAK LOLOS
203	UNVR	Unilever Indonesia Tbk	✓	✓	✓	✓	✓	✓	✓	✓	LOLOS
204	VICI	Victoria Care Indonesia Tbk	✓	✓	✓	✓	✓	✓	✓	✓	LOLOS
205	CBMF	Cahaya Bintang Medan Tbk	✓	✓	✓	✓	✓	✓	✓	✓	LOLOS
206	CINT	Chitose International Tbk	✓	✓	✓	✓	✓	✓	✓	✓	TIDAK LOLOS
207	FLMC	Falmaco Nonwoven Industri Tbk	X	✓	X	X	X	X	X	X	TIDAK LOLOS
208	KICI	Kedang Indah Can Tbk	✓	✓	✓	✓	✓	✓	X	✓	TIDAK LOLOS
209	LMPI	Langgeng Makmur Industri Tbk	✓	✓	✓	✓	✓	✓	X	X	TIDAK LOLOS
210	SOFA	Boston Furniture Industries Tbk	✓	✓	✓	✓	✓	✓	✓	X	TIDAK LOLOS
211	WOOD	Integra Indocabinet Tbk	✓	✓	✓	✓	✓	✓	✓	✓	LOLOS
212	BOBA	Fomosa Ingredient Factory Tbk	X	✓	X	✓	X	✓	✓	✓	TIDAK LOLOS
213	HRTA	Hartadinata Abadi Tbk	✓	✓	✓	✓	✓	✓	✓	✓	LOLOS
214	TOYS	Sumindo Adipersada Tbk	✓	✓	✓	✓	✓	✓	✓	X	TIDAK LOLOS

### LAMPIRAN 3

#### Hasil Purposive Sampling

Hasil Sampel		
No.	Kriteria	Jumlah
1	Perusahaan Manufaktur yang Listing di BEI selama periode 2020-2021	214
2	Perusahaan Manufaktur yang Tidak Terdaftar di BEI Berturut-turut Tahun 2020-2021	18
3	Tidak mempublikasikan laporan keuangan secara konsisten dan lengkap selama periode 2020-2021	10
4	Perusahaan Manufaktur yang Tidak menggunakan mata uang selain Rupiah	33
5	Perusahaan Manufaktur yang Tidak Menunjukkan Perolehan Laba	59
<b>Jumlah Sampel</b>		<b>94</b>
Jumlah Tahun Pengamatan		2
<b>Jumlah Data Pengamatan</b>		<b>188</b>
Sumber: Data hasil amatan website idx.co.id dan www.sahamok.com diolah		
Hasil Sampel		
No.	Kriteria	Jumlah
1	Perusahaan Manufaktur yang Listing di BEI selama periode 2020-2021	214
2	Perusahaan Manufaktur yang Terdaftar di BEI Berturut-turut Tahun 2020-2021	196
3	Perusahaan Manufaktur Mempublikasikan Annual Report secara konsisten dan lengkap selama periode 2020-2021	186
4	Perusahaan Manufaktur yang menggunakan mata uang Rupiah	153
5	Perusahaan Manufaktur yang Menunjukkan Perolehan Laba Selama Periode Pengamatan	94
<b>Jumlah Sampel</b>		<b>94</b>
Jumlah Tahun Pengamatan		2
<b>Jumlah Data Pengamatan Keseluruhan</b>		<b>188</b>
Sumber: Data hasil amatan website idx.co.id dan www.sahamok.com diolah		

## LAMPIRAN 4

### Daftar Perusahaan yang Dijadikan Sampel Penelitian

No.	Kode Emiten	Nama Perusahaan	No.	Kode Emiten	Nama Perusahaan
1	INTP	Indocement Tunggul Prakasa Tbk	17	CEKA	Cahaya Kalbar Tbk
2	SMCB	Solusi Bangun Indonesia Tbk	18	CLEO	Sariguna Primatirta Tbk
3	WTON	Wijaya Karya Beton Tbk	19	DLTA	Delta Jakarta Tbk
4	AGII	Aneka Gas Industri Tbk	20	DMND	Diamond Food Indonesia Tbk
5	BUDI	Budi Starch and Sweetener Tbk	21	GOOD	Garudafood Putra Putri Jaya Tbk
6	IMPC	Impack Pratama Industri Tbk	22	MLBI	Multi Bintang Indonesia Tbk
7	PBID	Panca Budi Idaman Tbk	23	MYOR	Mayora Indah Tbk
8	TRST	Trias Sentosa Tbk	24	PSGO	Palma Serasih Tbk
9	JPFA	Japfa Comfeed Indonesia Tbk	25	ROTI	Nippon Indosari Corpindo Tbk
10	SIPD	Sreeya Sewu Indonesia Tbk	26	STTP	Siantar Top Tbk
11	FASW	Fajar Surya Wisesa Tbk	27	ULTJ	Ultra Jaya Milk Industry and Trading Company Tbk
12	KDSI	Kedawung Setia Industrial Tbk	28	WIIM	Wisnilak Inti Makmur Tbk
13	INDS	Indospring Tbk	29	DVLA	Darya Varia Laboratoria Tbk
14	SMSM	Selamat Sempurna Tbk	30	KAEF	Kimia Farma Tbk
15	SCCO	Supreme Cable Manufacturing Corporation Tbk	31	SIDO	Industri Jamu dan Farmasi Sido Tbk
16	AISA	Tiga Pilar Sejahtera Food Tbk	32	SCPI	Organon Pharma Indonesia Tbk

LAMPIRAN 5

Data Manajemen Laba

No.	Kode Emiten	Keterangan Tahun	TACit		ΔREVit		ΔRECit		PPBt Nilai Buku Kotor Aset Tetap	Ait Aset t	Ait-1 Aset t-1
			Laba Bersih (Nit)	Arus Kas Operasi (CFO)	Sales t	Sales t-1	Pinang Usaha t	Pinang Usaha t-1			
1	INIP	Triwulan 1	400,432,000,000	180,464,000,000	3,362,755,000,000	3,732,756,000,000	2,565,413,000,000	2,971,435,000,000	28,845,464,000,000	27,381,603,000,000	27,707,749,000,000
2	INIP	Triwulan 2	470,029,000,000	498,552,000,000	6,175,240,000,000	6,982,610,000,000	2,292,623,000,000	2,971,435,000,000	29,098,166,000,000	27,037,394,000,000	27,707,749,000,000
3	INIP	Triwulan 3	1,116,477,000,000	1,439,977,000,000	10,149,554,000,000	11,347,909,000,000	2,842,789,000,000	2,971,435,000,000	29,191,626,000,000	26,337,588,000,000	27,707,749,000,000
4	INIP	Tahunan	1,806,337,000,000	3,538,011,000,000	14,184,322,000,000	15,939,348,000,000	2,584,652,000,000	2,984,151,000,000	30,205,548,000,000	27,344,672,000,000	27,707,749,000,000
5	INIP	Triwulan 1	351,317,000,000	292,976,000,000	3,438,043,000,000	3,362,755,000,000	2,618,806,000,000	2,584,652,000,000	30,233,117,000,000	27,332,062,000,000	27,344,672,000,000
6	INIP	Triwulan 2	586,577,000,000	542,800,000,000	6,666,940,000,000	6,175,240,000,000	2,696,475,000,000	2,584,652,000,000	30,327,801,000,000	27,357,176,000,000	27,344,672,000,000
7	INIP	Triwulan 3	1,208,258,000,000	1,290,367,000,000	10,608,653,000,000	10,149,554,000,000	2,817,557,000,000	2,584,652,000,000	30,461,901,000,000	26,256,521,000,000	27,344,672,000,000
8	INIP	Tahunan	1,788,496,000,000	2,606,707,000,000	14,771,906,000,000	14,184,322,000,000	2,620,510,000,000	2,584,652,000,000	31,224,030,000,000	26,136,114,000,000	27,344,672,000,000
9	SMCB	Triwulan 1	68,429,000,000	(37,183,000,000)	2,463,227,000,000	2,348,631,000,000	1,388,069,000,000	1,360,891,000,000	27,362,434,000,000	19,476,250,000,000	19,567,498,000,000
10	SMCB	Triwulan 2	82,084,000,000	130,714,000,000	4,518,325,000,000	4,518,116,000,000	1,487,888,000,000	1,360,891,000,000	27,488,159,000,000	19,504,357,000,000	19,567,498,000,000
11	SMCB	Triwulan 3	438,501,000,000	621,047,000,000	7,335,379,000,000	7,738,650,000,000	1,833,766,000,000	1,360,891,000,000	27,488,159,000,000	20,253,395,000,000	19,567,498,000,000
12	SMCB	Tahunan	650,988,000,000	1,000,000,000,000	10,108,220,000,000	11,057,843,000,000	2,337,542,000,000	1,360,891,000,000	27,613,314,000,000	20,738,125,000,000	19,567,498,000,000
13	SMCB	Triwulan 1	156,267,000,000	63,030,000,000	2,562,189,000,000	2,463,227,000,000	2,989,323,000,000	2,337,542,000,000	27,667,311,000,000	21,106,235,000,000	20,738,125,000,000
14	SMCB	Triwulan 2	249,259,000,000	450,600,000,000	5,063,156,000,000	4,518,325,000,000	2,835,767,000,000	2,337,542,000,000	27,724,795,000,000	20,653,880,000,000	20,738,125,000,000
15	SMCB	Triwulan 3	459,118,000,000	864,804,000,000	8,079,260,000,000	7,335,379,000,000	3,344,757,000,000	2,337,542,000,000	27,848,137,000,000	21,038,858,000,000	20,738,125,000,000
16	SMCB	Tahunan	720,933,000,000	1,536,576,000,000	11,218,181,000,000	10,108,220,000,000	3,280,042,000,000	2,337,542,000,000	27,855,897,000,000	21,491,716,000,000	20,738,125,000,000
17	WTON	Triwulan 1	71,813,116,444	(108,388,778,455)	1,166,351,535,391	1,294,004,344,108	1,017,696,466,313	1,204,558,853,761	3,920,258,223,732	9,620,099,122,215	10,337,895,087,207
18	WTON	Triwulan 2	34,178,073,371	(594,625,769,969)	1,869,156,093,661	2,032,280,942,413	1,032,056,657,314	1,270,048,955,458	4,006,205,562,292	9,168,900,774,583	10,337,895,087,207
19	WTON	Triwulan 3	50,359,004,753	(602,230,677,510)	2,955,728,060,537	4,371,139,547,161	939,465,796,998	1,270,048,955,458	4,006,758,463,242	9,265,708,385,452	10,337,895,087,207
20	WTON	Tahunan	123,147,079,420	803,263,880,034	4,803,359,291,718	7,083,384,467,587	2,738,936,063,839	1,270,048,955,458	4,264,680,792,783	8,509,017,299,594	10,337,895,087,207
21	WTON	Triwulan 1	22,058,903,619	(779,163,290,311)	641,777,881,464	1,166,588,939,951	739,596,614,206	632,738,063,839	4,325,007,918,060	7,587,255,841,721	8,509,017,299,594
22	WTON	Triwulan 2	35,764,519,075	(860,855,488,745)	1,259,218,433,807	1,869,156,093,661	729,571,408,848	632,738,063,839	4,379,681,248,962	7,354,940,916,147	8,509,017,299,594
23	WTON	Triwulan 3	51,289,298,834	(943,559,547,019)	2,477,654,069,297	2,955,728,060,537	728,733,946,224	632,738,063,839	4,406,289,673,647	8,475,242,237,930	8,509,017,299,594
24	WTON	Tahunan	81,433,957,569	44,401,200,190	4,312,853,243,803	4,803,359,291,718	806,993,223,439	632,738,063,839	4,680,819,224,564	8,928,183,492,920	8,509,017,299,594
25	AGH	Triwulan 1	20,323,000,000	37,830,000,000	544,433,000,000	522,348,000,000	419,760,000,000	411,612,000,000	6,441,026,000,000	7,189,091,000,000	7,020,980,000,000
26	AGH	Triwulan 2	18,139,000,000	68,696,000,000	1,030,216,000,000	1,052,521,000,000	390,912,000,000	411,612,000,000	6,497,255,000,000	7,121,333,000,000	7,020,980,000,000
27	AGH	Triwulan 3	32,171,000,000	225,024,000,000	1,576,754,000,000	1,617,701,000,000	374,958,000,000	411,612,000,000	6,551,265,000,000	7,118,147,000,000	7,020,980,000,000
28	AGH	Tahunan	99,862,000,000	364,251,000,000	2,188,179,000,000	2,203,617,000,000	375,073,000,000	411,612,000,000	6,692,418,000,000	7,121,458,000,000	7,020,980,000,000
29	AGH	Triwulan 1	51,482,000,000	166,232,000,000	642,700,000,000	544,433,000,000	437,294,000,000	375,073,000,000	7,347,333,000,000	7,702,033,000,000	7,121,458,000,000
30	AGH	Triwulan 2	98,864,000,000	293,131,000,000	1,295,805,000,000	1,030,216,000,000	452,370,000,000	375,073,000,000	7,400,276,000,000	7,718,354,000,000	7,121,458,000,000
31	AGH	Triwulan 3	178,857,000,000	398,863,000,000	2,074,583,000,000	1,576,754,000,000	505,727,000,000	375,073,000,000	7,422,631,000,000	8,050,420,000,000	7,121,458,000,000
32	AGH	Tahunan	211,485,000,000	605,945,000,000	2,738,813,000,000	2,188,179,000,000	421,118,000,000	375,073,000,000	7,643,993,000,000	8,164,599,000,000	7,121,458,000,000
33	BUDI	Triwulan 1	7,860,000,000	90,142,000,000	680,052,000,000	836,258,000,000	836,258,000,000	568,977,000,000	2,781,582,000,000	2,846,267,000,000	2,999,767,000,000
34	BUDI	Triwulan 2	15,684,000,000	151,576,000,000	1,156,912,000,000	1,413,622,000,000	483,591,000,000	568,977,000,000	2,790,333,000,000	2,914,295,000,000	2,999,767,000,000
35	BUDI	Triwulan 3	21,837,000,000	212,692,000,000	1,804,295,000,000	2,323,013,000,000	429,417,000,000	568,977,000,000	2,808,528,000,000	2,935,677,000,000	2,999,767,000,000
36	BUDI	Tahunan	67,093,000,000	193,682,000,000	2,725,886,000,000	3,003,768,000,000	643,407,000,000	568,977,000,000	2,846,331,000,000	2,963,007,000,000	2,999,767,000,000
37	BUDI	Triwulan 1	32,003,000,000	23,116,000,000	904,331,000,000	680,052,000,000	779,594,000,000	643,407,000,000	2,861,003,000,000	2,994,375,000,000	2,963,007,000,000
38	BUDI	Triwulan 2	51,637,000,000	87,380,000,000	1,736,971,000,000	1,156,912,000,000	836,226,000,000	643,407,000,000	2,945,834,000,000	2,979,370,000,000	2,963,007,000,000
39	BUDI	Triwulan 3	69,457,000,000	190,973,000,000	2,611,642,000,000	1,804,295,000,000	914,136,000,000	643,407,000,000	2,964,201,000,000	3,056,111,000,000	2,963,007,000,000
40	BUDI	Tahunan	91,723,000,000	233,809,000,000	3,374,782,000,000	2,725,886,000,000	851,982,000,000	643,407,000,000	3,004,637,000,000	2,993,218,000,000	2,963,007,000,000

No.	Kode Emiten	Keterangan	Tahun	TACit		ΔREVit		ΔRECit		PPEit	Ait		Ait-1
				Laba Bersih (Nil)	Arus Kas Operasi (CFO)	Sales t	Sales t-1	Piutang Usaha t	Piutang Usaha t-1		Nilai Buku Kotor Aset Tetap	Aset t	
41	IMPC	Trivulan 1	2020	53.038.711,764	80.382.251,492	412.526.060,360	351.390.698,584	287.812.919,671	292.117.323,142	1.328.610.703,270	2.713.470.641,050	2.501.132.856,219	
42	IMPC	Trivulan 2	2020	22.115.384,448	99.257.131,242	768.067.772,836	676.225.331,492	237.003.402,935	292.117.323,142	1.313.421.117,900	2.638.605.191,144	2.501.132.856,219	
43	IMPC	Trivulan 3	2020	78.067.798,505	148.621.557,360	1.233.360.737,750	1.042.337.972,893	287.292.946,349	292.117.323,142	1.365.185.675,735	2.682.438.340,494	2.501.132.856,219	
44	IMPC	Tahunan	2020	115.805.324,362	226.954.878,020	1.797.514.877,242	1.495.759.701,262	363.285.708,866	292.117.323,142	1.367.766.901,529	2.697.100.062,756	2.501.132.856,219	
45	IMPC	Trivulan 1	2021	60.085.468,071	132.038.405,238	552.457.821,797	412.526.060,360	347.598.132,427	363.285.708,866	1.379.433.979,499	2.705.535.655,357	2.697.100.062,756	
46	IMPC	Trivulan 2	2021	101.164.050,355	126.901.239,666	1.057.819.784,885	768.967.772,836	319.892.477,741	363.285.708,866	1.389.205.602,620	2.755.352.178,617	2.697.100.062,756	
47	IMPC	Trivulan 3	2021	155.425.707,867	130.191.261,922	1.583.666.873,379	1.233.360.737,750	355.444.722,030	363.285.708,866	1.422.086.274,912	2.771.342.157,602	2.697.100.062,756	
48	IMPC	Tahunan	2021	206.588.977,295	245.457.033,236	2.227.387.211,794	1.797.514.877,242	374.550.945,389	363.285.708,866	1.450.781.564,632	2.861.498.208,364	2.697.100.062,756	
49	PBID	Trivulan 1	2020	62.001.460,000	(43.769.710,000)	979.469.863,000	1.205.380.750,000	296.419.989,000	304.726.751,000	784.152.758,000	2.389.583.665,000	2.338.919.728,000	
50	PBID	Trivulan 2	2020	140.703.009,000	134.310.991,000	1.854.123.256,000	2.260.960.338,000	278.551.633,000	304.726.751,000	783.057.570,000	2.262.004.859,000	2.338.919.728,000	
51	PBID	Trivulan 3	2020	270.512.389,000	335.841.112,000	2.871.513.209,000	3.490.501.919,000	295.801.303,000	304.726.751,000	844.197.327,000	2.328.459.728,000	2.338.919.728,000	
52	PBID	Tahunan	2020	373.653.845,000	536.058.768,000	3.870.552.460,000	4.632.864.612,000	264.926.992,000	304.726.751,000	848.920.245,000	2.421.301.079,000	2.338.919.728,000	
53	PBID	Trivulan 1	2021	122.181.785,000	24.616.747,000	1.042.000.340,000	979.469.863,000	309.935.351,000	264.926.992,000	880.627.122,000	2.595.836.117,000	2.421.301.079,000	
54	PBID	Trivulan 2	2021	236.607.475,000	(55.182.088,000)	2.125.017.652,000	1.854.123.256,000	325.277.842,000	264.926.992,000	887.880.229,000	2.520.192.720,000	2.421.301.079,000	
55	PBID	Trivulan 3	2021	322.684.656,000	10.369.969,000	3.234.772.046,000	2.781.513.209,000	334.198.012,000	264.926.992,000	897.529.651,000	646.015.023,000	2.421.301.079,000	
56	PBID	Tahunan	2021	412.552.472,000	140.387.079,000	4.441.512.773,000	3.870.552.460,000	324.586.569,000	264.926.992,000	1.074.577.939,000	2.801.186.958,000	2.421.301.079,000	
57	TRST	Trivulan 1	2020	4.763.540,752	61.880.675,127	685.863.636,877	642.720.982,730	628.372.595,431	518.821.479,305	7.030.164.612,575	5.067.542.714,889	4.349.022.887,699	
58	TRST	Trivulan 2	2020	35.466.659,894	159.675.246,473	1.483.848.850,197	1.307.645.842,204	665.313.632,834	518.821.479,305	6.176.101.368,810	4.430.908.784,449	4.349.022.887,699	
59	TRST	Trivulan 3	2020	41.843.234,009	247.055.338,911	2.214.505.988,587	2.001.004.708,895	577.190.293,938	518.821.479,305	6.478.250.124,522	4.477.691.307,523	4.349.022.887,699	
60	TRST	Tahunan	2020	73.277.742,422	308.651.982,567	2.991.912.117,541	2.566.094.747,992	554.100.135,995	518.821.479,305	6.111.172.126,738	4.202.255.124,270	4.349.022.887,699	
61	TRST	Trivulan 1	2021	50.111.176,750	33.016.755,333	836.577.494,259	685.863.636,877	637.017.661,266	554.100.135,995	6.266.504.525,767	4.501.306.359,636	4.202.255.124,270	
62	TRST	Trivulan 2	2021	123.837.291,900	119.826,516,783	1.719.961.933,671	1.483.848.850,197	680.258.228,826	554.100.135,995	6.283.169.491,584	4.643.777.066,274	4.202.255.124,270	
63	TRST	Trivulan 3	2021	144.691.811,900	81.983.401,822	2.673.908.462,341	2.214.505.988,587	678.049.291,305	554.100.135,995	6.279.129.694,992	4.599.838.957,561	4.202.255.124,270	
64	TRST	Tahunan	2021	200.975.805,947	73.192,518,985	3.652.442.192,823	2.991.912.117,541	741.166.335,857	554.100.135,995	6.310.528.413,872	4.628.831.951,931	4.202.255.124,270	
65	JPEA	Trivulan 1	2020	366.196,000,000	69.114,000,000	9.079.512,000,000	8.564.732,000,000	2.016.193,000,000	1.968.043,000,000	16.773.286,000,000	27.643.725,000,000	25.185.009,000,000	
66	JPEA	Trivulan 2	2020	180.790,000,000	(468.821,000,000)	16.910.222,000,000	18.242.703,000,000	1.621.135,000,000	1.968.043,000,000	17.115.555,000,000	27.796.365,000,000	25.185.009,000,000	
67	JPEA	Trivulan 3	2020	303.722,000,000	355.011,000,000	24.925.272,000,000	27.177.378,000,000	1.643.038,000,000	1.968.043,000,000	17.426.027,000,000	26.798.207,000,000	25.185.009,000,000	
68	JPEA	Tahunan	2020	1.221.904,000,000	4.099.440,000,000	36.964.948,000,000	38.872.084,000,000	1.880.016,000,000	2.188.589,000,000	18.935.799,000,000	25.951.760,000,000	26.650.895,000,000	
69	JPEA	Trivulan 1	2021	915.791,000,000	467.645,000,000	10.769.375,000,000	9.652.174,000,000	1.985.504,000,000	1.880.016,000,000	19.157.285,000,000	32.738.255,000,000	25.951.760,000,000	
70	JPEA	Trivulan 2	2021	1.647.927,000,000	(367.736,000,000)	22.108.173,000,000	18.074.747,000,000	2.062.179,000,000	1.880.016,000,000	19.423.523,000,000	30.159.845,000,000	25.951.760,000,000	
71	JPEA	Trivulan 3	2021	1.616.402,000,000	(716.118,000,000)	32.803.378,000,000	26.645.376,000,000	2.216.407,000,000	1.880.016,000,000	19.899.776,000,000	29.617.316,000,000	25.951.760,000,000	
72	JPEA	Tahunan	2021	2.130.896,000,000	701.246,000,000	44.878.300,000,000	36.964.948,000,000	2.347.809,000,000	1.880.016,000,000	20.436.276,000,000	28.589.656,000,000	25.951.760,000,000	
73	SIPD	Trivulan 1	2020	29.155,000,000	42.669,000,000	1.150.664,000,000	928.302,000,000	526.625,000,000	477.138,000,000	1.987.154,000,000	2.424.696,000,000	2.470.793,000,000	
74	SIPD	Trivulan 2	2020	10.419,000,000	(42.769,000,000)	2.050.024,000,000	1.921.344,000,000	452.937,000,000	477.138,000,000	2.011.452,000,000	2.444.911,000,000	2.470.793,000,000	
75	SIPD	Trivulan 3	2020	31.287,000,000	(1.156,000,000)	3.131.239,000,000	2.957.516,000,000	522.178,000,000	477.138,000,000	2.025.471,000,000	2.399.472,000,000	2.470.793,000,000	
76	SIPD	Tahunan	2020	14.339,000,000	(166.458,000,000)	4.341.295,000,000	4.049.392,000,000	530.214,000,000	477.138,000,000	2.002.991,000,000	2.618.554,000,000	2.470.793,000,000	
77	SIPD	Trivulan 1	2021	10.534,000,000	97.769,000,000	1.285.305,000,000	1.134.274,000,000	563.595,000,000	533.928,000,000	2.062.934,000,000	2.822.041,000,000	2.592.850,000,000	
78	SIPD	Trivulan 2	2021	(15.794,000,000)	(163.775,000,000)	2.736.718,000,000	2.011.912,000,000	602.291,000,000	533.928,000,000	2.075.847,000,000	2.762.009,000,000	2.592.850,000,000	
79	SIPD	Trivulan 3	2021	(71.468,000,000)	(137.440,000,000)	4.084.174,000,000	3.080.011,000,000	633.462,000,000	533.928,000,000	2.099.226,000,000	2.830.158,000,000	2.592.850,000,000	

No.	Kode Emiten	Keterangan	Tahun	TACt		ΔREVit		ΔREPCt		PPEit	Ait	Ait-t
				Laba Bersih (Nit)	Ans Kas Operasi (CFOt)	Sales t	Sales t+1	Putang Usaha t	Putang Usaha t+1			
80	SIPD	Tahunan	2021	15.065.000,000	(129.516.000,000)	5.439.581,000,000	4.341.295,000,000	660.104,000,000	530.214,000,000	1.972.307,000,000	2.794.113,000,000	2.618.554,000,000
81	FASW	Triwulan 1	2020	(324.570,019,667)	219.104,104,517	1.997.473,328,770	2.396.111,654,440	1.356.227,138,571	1.283,914,002,211	1.629,267,000,000	11.687,012,984,725	10.751,992,944,302
82	FASW	Triwulan 2	2020	218,021,123,106	207,135,791,550	3,747,263,266,232	4,331,781,641,493	1,094,224,290,870	1,283,914,002,211	1,629,267,000,000	11,091,179,164,155	10,751,992,944,302
83	FASW	Triwulan 3	2020	228,681,503,631	433,028,918,404	5,762,967,224,657	6,366,823,845,186	1,117,614,454,244	1,283,914,002,211	1,655,042,449,750	11,241,641,191,110	10,751,992,944,302
84	FASW	Tahunan	2020	353,299,000,000	454,885,000,000	7,909,812,000,000	8,268,503,880,196	1,347,483,000,000	1,283,914,002,211	1,655,175,000,000	11,513,044,000,000	10,751,992,944,302
85	FASW	Triwulan 1	2021	194,515,000,000	72,884,000,000	2,638,149,000,000	1,997,473,000,000	1,848,690,000,000	1,347,483,000,000	1,655,175,000,000	12,354,466,000,000	11,513,044,000,000
86	FASW	Triwulan 2	2021	336,276,000,000	(138,467,000,000)	5,441,514,000,000	3,747,263,000,000	1,993,009,000,000	1,347,483,000,000	1,659,512,000,000	13,068,545,000,000	11,513,044,000,000
87	FASW	Triwulan 3	2021	507,249,000,000	(61,652,000,000)	8,658,607,000,000	5,762,967,000,000	2,149,089,000,000	1,347,483,000,000	1,659,512,000,000	13,171,356,000,000	11,513,044,000,000
88	FASW	Tahunan	2021	614,926,000,000	171,116,000,000	11,932,773,000,000	7,909,812,000,000	2,194,248,000,000	1,347,483,000,000	1,728,991,000,000	13,302,224,000,000	11,513,044,000,000
89	KDSI	Triwulan 1	2020	17,324,908,512	84,646,044,485	510,718,080,138	574,960,993,960	359,261,334,065	352,331,300,302	1,044,694,259,648	1,270,894,358,616	1,253,650,408,375
90	KDSI	Triwulan 2	2020	28,340,758,163	5,009,832,479	939,441,895,524	1,132,864,665,040	323,280,021,600	352,331,300,302	1,048,166,359,046	1,278,707,393,198	1,253,650,408,375
91	KDSI	Triwulan 3	2020	45,462,857,453	42,574,670,961	1,404,156,008,178	1,706,214,357,894	318,090,268,609	352,331,300,302	1,044,536,363,436	1,220,978,908,724	1,253,650,408,375
92	KDSI	Tahunan	2020	60,178,290,460	(1,819,361,236,835)	1,923,089,935,410	2,234,941,096,110	322,868,719,313	312,120,905,415	1,047,520,927,822	1,245,707,236,962	1,253,650,408,375
93	KDSI	Triwulan 1	2021	20,928,760,526	37,656,464,225	481,461,301,893	510,718,080,138	292,433,345,118	322,868,719,313	1,049,810,723,802	1,384,416,553,714	1,245,707,236,962
94	KDSI	Triwulan 2	2021	46,867,261,062	(89,753,667,107)	1,037,192,493,176	939,441,895,524	338,156,777,918	322,868,719,313	1,052,185,200,010	1,443,952,404,032	1,245,707,236,962
95	KDSI	Triwulan 3	2021	62,261,766,366	(129,233,878,565)	1,583,800,640,157	1,404,156,008,178	330,451,662,700	322,868,719,313	1,056,999,887,886	1,364,244,989,093	1,245,707,236,962
96	KDSI	Tahunan	2021	72,634,468,539	(2,212,050,055,826)	2,241,085,126,185	1,923,089,935,410	359,120,905,415	322,868,719,313	1,057,345,578,936	1,348,730,229,275	1,245,707,236,962
97	INDS	Triwulan 1	2020	43,125,953,989	60,021,225,531	527,960,034,798	572,906,461,391	340,072,295,495	318,868,805,628	1,797,210,975,511	2,893,401,713,601	2,834,422,741,208
98	INDS	Triwulan 2	2020	26,400,200,248	101,727,954,588	809,063,276,642	1,018,024,481,551	195,598,125,800	318,868,805,628	1,801,021,535,440	2,843,332,367,077	2,834,422,741,208
99	INDS	Triwulan 3	2020	35,140,302,979	205,975,684,901	1,163,367,440,448	1,579,357,058,304	260,373,504,014	318,868,805,628	1,814,161,007,743	2,782,059,487,462	2,834,422,741,208
100	INDS	Tahunan	2020	58,751,009,229	(2,834,765,106)	1,626,190,564,290	2,091,491,715,532	301,307,944,039	318,868,805,628	1,880,125,571,513	2,826,260,084,696	2,834,422,741,208
101	INDS	Triwulan 1	2021	48,385,831,122	(40,278,515,365)	580,013,736,683	527,960,034,798	416,328,230,217	301,307,944,039	1,819,893,220,029	2,945,865,431,093	2,826,260,084,696
102	INDS	Triwulan 2	2021	89,387,997,794	(84,248,387,847)	1,173,667,788,669	809,063,276,642	397,734,830,436	301,307,944,039	1,821,128,774,855	3,014,078,817,400	2,826,260,084,696
103	INDS	Triwulan 3	2021	144,199,217,065	(150,743,580,654)	1,889,207,927,222	1,163,367,440,448	497,479,409,291	301,307,944,039	1,821,565,769,695	3,009,989,978,015	2,826,260,084,696
104	INDS	Tahunan	2021	158,199,728,315	(180,376,590)	2,643,817,825,127	1,626,190,564,290	502,545,120,080	301,307,944,039	1,817,300,128,465	3,165,018,057,203	2,826,260,084,696
105	SMSM	Triwulan 1	2020	132,766,000,000	201,540,000,000	803,058,000,000	890,858,000,000	981,075,000,000	1,020,188,000,000	2,796,784,000,000	3,499,849,000,000	3,106,981,000,000
106	SMSM	Triwulan 2	2020	224,753,000,000	294,210,000,000	1,464,048,000,000	1,772,247,000,000	686,901,000,000	1,020,188,000,000	2,757,056,000,000	3,366,507,000,000	3,106,981,000,000
107	SMSM	Triwulan 3	2020	389,680,000,000	604,097,000,000	2,303,063,000,000	2,785,684,000,000	747,251,000,000	1,020,188,000,000	2,803,273,000,000	3,238,316,000,000	3,106,981,000,000
108	SMSM	Tahunan	2020	539,116,000,000	944,368,000,000	3,233,693,000,000	3,935,811,000,000	810,596,000,000	1,020,188,000,000	2,640,170,000,000	3,375,526,000,000	3,106,981,000,000
109	SMSM	Triwulan 1	2021	180,090,000,000	216,503,000,000	971,168,000,000	803,058,000,000	909,119,000,000	810,596,000,000	2,652,350,000,000	3,760,247,000,000	3,375,526,000,000
110	SMSM	Triwulan 2	2021	329,455,000,000	425,536,000,000	1,970,300,000,000	1,464,048,000,000	897,147,000,000	810,596,000,000	2,717,174,000,000	3,971,010,000,000	3,375,526,000,000
111	SMSM	Triwulan 3	2021	540,788,000,000	359,302,000,000	3,023,041,000,000	2,303,063,000,000	917,514,000,000	810,596,000,000	2,732,464,000,000	3,856,932,000,000	3,375,526,000,000
112	SMSM	Tahunan	2021	728,263,000,000	489,407,000,000	4,162,931,000,000	3,233,693,000,000	931,935,000,000	810,596,000,000	2,765,419,000,000	3,868,862,000,000	3,375,526,000,000
113	SCCO	Triwulan 1	2020	110,700,239,526	370,598,328,824	1,394,916,940,828	1,377,695,742,333	759,922,396,469	797,955,485,142	1,803,756,396,084	4,136,578,349,273	4,400,655,628,146
114	SCCO	Triwulan 2	2020	139,661,108,585	356,365,703,940	2,102,207,992,621	2,644,128,001,630	642,088,726,316	797,955,485,142	1,811,332,789,145	3,985,844,434,198	4,400,655,628,146
115	SCCO	Triwulan 3	2020	174,215,492,233	621,000,561,948	3,128,365,173,332	3,935,245,993,743	503,659,642,631	797,955,485,142	1,827,125,798,424	3,940,320,045,326	4,400,655,628,146
116	SCCO	Tahunan	2020	238,152,486,485	1,205,839,336,898	4,620,736,359,547	5,701,072,391,797	257,402,395,739	797,955,485,142	2,712,890,402,354	3,742,655,418,191	4,400,655,628,146
117	SCCO	Triwulan 1	2021	59,246,746,988	(198,788,360,210)	1,306,075,195,116	1,394,916,940,828	345,173,527,230	257,402,395,739	1,851,877,084,848	3,605,589,224,422	3,743,659,818,718
118	SCCO	Triwulan 2	2021	87,584,617,287	(149,076,112,839)	2,494,858,012,649	2,102,207,992,621	2,102,207,992,621	257,402,395,739	1,864,090,419,599	3,619,044,467,206	3,743,659,818,718
119	SCCO	Triwulan 3	2021	117,323,733,308	(106,126,967,331)	3,621,642,208,254	3,128,365,173,332	320,406,918,610	257,402,395,739	1,891,726,001,649	3,587,694,851,653	3,743,659,818,718
120	SCCO	Tahunan	2021	141,762,816,916	51,530,388,796	5,020,992,336,635	4,620,736,359,547	269,488,120,627	257,402,395,739	1,848,389,005,964	4,698,864,127,234	3,742,655,418,191

No.	Kode Emiten	Keterangan	Tahun	TACt		ΔREVit		ΔRECt		PPEt	AIt	AIt-I
				Labu Bersih (Nil)	Arus Kas Operasi (CFO)	Sales t	Sales t-1	Phutang Usaha t	Phutang Usaha t-1			
121	AISA	Triwulan 1	2020	2.705.000.000	1.820.000.000	347.227.000.000	320.480.000.000	274.678.000.000	207.871.000.000	1.198.173.000.000	2.165.669.000.000	1.868.966.000.000
122	AISA	Triwulan 2	2020	(33.983.000.000)	(63.339.000.000)	596.963.000.000	617.143.000.000	252.292.000.000	207.871.000.000	1.174.160.000.000	2.047.640.000.000	1.868.966.000.000
123	AISA	Triwulan 3	2020	(59.633.000.000)	(88.614.000.000)	951.024.000.000	1.081.534.000.000	348.677.000.000	207.871.000.000	1.174.633.000.000	2.123.526.000.000	1.868.966.000.000
124	AISA	Tahunan	2020	1.204.972.000.000	(58.485.000.000)	1.283.331.000.000	1.510.427.000.000	260.435.000.000	207.871.000.000	1.195.239.000.000	2.011.557.000.000	1.868.966.000.000
125	AISA	Triwulan 1	2021	2.195.000.000	(57.468.000.000)	349.882.000.000	347.227.000.000	268.219.000.000	260.435.000.000	1.191.407.000.000	1.959.286.000.000	2.011.557.000.000
126	AISA	Triwulan 2	2021	14.310.000.000	(103.285.000.000)	687.896.000.000	596.963.000.000	248.423.000.000	260.435.000.000	1.216.589.000.000	1.939.830.000.000	2.011.557.000.000
127	AISA	Triwulan 3	2021	17.996.000.000	(90.254.000.000)	1.093.656.000.000	951.024.000.000	288.659.000.000	260.435.000.000	1.230.830.000.000	1.952.799.000.000	2.011.557.000.000
128	AISA	Tahunan	2021	8.771.000.000	(84.864.000.000)	1.520.879.000.000	1.283.331.000.000	225.473.000.000	260.435.000.000	1.175.658.000.000	1.761.634.000.000	2.011.557.000.000
129	CEKA	Triwulan 1	2020	66.351.731.725	161.401.318.955	915.789.769.937	737.471.166.532	103.678.866.128	106.059.798.871	464.965.052.300	1.431.472.267.888	1.393.079.542.074
130	CEKA	Triwulan 2	2020	66.929.113.390	163.160.270.161	1.640.166.972.927	1.508.149.778.137	97.066.237.575	106.059.798.871	471.347.965.312	1.369.227.862.983	1.393.079.542.074
131	CEKA	Triwulan 3	2020	115.367.640.370	122.223.644.308	2.510.134.429.334	2.247.282.518.331	84.915.196.818	106.059.798.871	477.149.804.031	1.384.767.008.510	1.393.079.542.074
132	CEKA	Tahunan	2020	181.812.593.992	171.295.450.196	3.634.297.273.749	3.120.937.098.980	119.694.603.388	106.059.798.871	525.222.455.742	1.566.673.828.068	1.393.079.542.074
133	CEKA	Triwulan 1	2021	49.066.865.146	(85.528.840.206)	1.105.589.213.927	915.789.769.937	181.264.513.564	119.694.603.388	503.950.168.764	1.580.461.482.307	1.566.673.828.068
134	CEKA	Triwulan 2	2021	76.151.213.311	(63.491.816.270)	2.308.477.882.483	1.640.166.972.927	130.123.321.720	119.694.603.388	512.185.203.118	1.490.375.370.979	1.566.673.828.068
135	CEKA	Triwulan 3	2021	129.568.807.510	(17.006.046.051)	3.688.124.983.656	2.510.134.429.334	149.542.153.855	119.694.603.388	527.133.611.699	1.581.329.942.561	1.566.673.828.068
136	CEKA	Tahunan	2021	187.066.990.085	(91.481.686.113)	5.359.440.530.374	3.634.297.273.749	231.747.886.364	119.694.603.388	488.096.179.685	1.697.387.196.209	1.566.673.828.068
137	CLEO	Triwulan 1	2020	35.458.968.169	39.972.849.718	271.527.426.835	223.545.594.260	135.402.751.292	122.813.449.527	1.284.683.322.918	1.325.761.988.096	1.245.144.303.719
138	CLEO	Triwulan 2	2020	64.702.105.028	71.078.836.497	493.946.010.247	491.983.260.399	127.112.993.716	122.813.449.527	1.343.419.917.302	1.339.700.022.806	1.245.144.303.719
139	CLEO	Triwulan 3	2020	94.281.204.735	148.577.486.906	719.792.908.778	775.694.177.191	134.861.953.954	122.813.449.527	1.364.600.565.172	1.323.059.335.131	1.245.144.303.719
140	CLEO	Tahunan	2020	132.772.234.495	226.926.314.731	972.634.784.176	1.084.912.780.290	119.307.435.829	122.813.449.527	1.475.072.951.903	1.310.940.121.622	1.245.144.303.719
141	CLEO	Triwulan 1	2021	41.841.366.781	67.897.636.917	237.199.925.291	271.527.426.835	129.962.532.568	119.307.435.829	1.394.806.640.082	1.368.832.178.265	1.310.940.121.622
142	CLEO	Triwulan 2	2021	91.755.607.649	176.634.691.309	529.321.336.730	493.946.010.247	134.908.284.024	119.307.435.829	1.426.550.958.431	1.393.856.178.451	1.310.940.121.622
143	CLEO	Triwulan 3	2021	136.595.846.202	196.526.000.000	802.940.960.343	719.792.908.778	135.872.420.614	119.307.435.829	1.439.250.019.558	1.354.566.838.831	1.310.940.121.622
144	CLEO	Tahunan	2021	180.711.667.020	304.980.204.013	1.103.519.743.574	972.634.784.176	125.528.965.712	119.307.435.829	1.382.596.862.044	1.348.181.576.913	1.310.940.121.622
145	DLTA	Triwulan 1	2020	42.432.845.000	57.736.253.000	153.058.100.000	226.760.593.000	162.122.320.000	197.060.469.000	488.243.234.000	1.446.280.738.000	1.425.983.722.000
146	DLTA	Triwulan 2	2020	34.606.288.000	48.795.427.000	203.041.506.000	388.559.500.000	106.431.438.000	197.060.469.000	489.909.261.000	1.406.321.516.000	1.425.983.722.000
147	DLTA	Triwulan 3	2020	70.526.147.000	199.705.849.000	349.070.293.000	605.576.333.000	104.129.657.000	197.060.469.000	491.767.094.000	1.199.741.960.000	1.425.983.722.000
148	DLTA	Tahunan	2020	123.465.762.000	246.905.899.000	546.336.411.000	827.136.727.000	101.780.949.000	197.060.469.000	514.577.654.000	1.225.580.913.000	1.425.983.722.000
149	DLTA	Triwulan 1	2021	56.644.608.000	121.029.653.000	175.187.394.000	153.058.100.000	101.786.215.000	101.780.949.000	495.556.535.000	1.334.586.849.000	1.225.580.913.000
150	DLTA	Triwulan 2	2021	93.971.641.000	178.507.479.000	310.040.600.000	203.041.506.000	89.480.683.000	101.780.949.000	510.865.054.000	1.376.271.871.000	1.225.580.913.000
151	DLTA	Triwulan 3	2021	141.488.924.000	266.054.943.000	482.854.280.000	349.070.293.000	101.370.559.000	101.780.949.000	512.078.022.000	1.274.021.207.000	1.225.580.913.000
152	DLTA	Tahunan	2021	187.992.998.000	335.398.629.000	681.205.785.000	546.336.411.000	88.976.246.000	101.780.949.000	493.671.301.000	1.308.722.065.000	1.225.580.913.000
153	DMND	Triwulan 1	2020	67.983.000.000	150.555.000.000	1.725.686.000.000	1.617.126.000.000	1.136.327.000.000	1.100.578.000.000	2.800.313.000.000	5.534.524.000.000	5.570.651.000.000
154	DMND	Triwulan 2	2020	92.397.000.000	190.134.000.000	2.967.498.000.000	3.274.874.000.000	911.653.000.000	1.100.578.000.000	2.814.106.000.000	5.492.131.000.000	5.570.651.000.000
155	DMND	Triwulan 3	2020	165.027.000.000	290.083.000.000	4.449.058.000.000	5.054.057.000.000	1.031.581.000.000	1.100.578.000.000	2.833.725.000.000	5.670.255.000.000	5.570.651.000.000
156	DMND	Tahunan	2020	205.589.000.000	523.739.000.000	6.110.155.000.000	6.913.792.000.000	913.991.000.000	1.100.578.000.000	3.430.329.000.000	5.680.638.000.000	5.570.651.000.000
157	DMND	Triwulan 1	2021	37.071.000.000	328.365.000.000	1.602.267.000.000	1.725.686.000.000	796.959.000.000	913.991.000.000	3.158.190.000.000	5.659.485.000.000	5.680.638.000.000
158	DMND	Triwulan 2	2021	128.110.000.000	402.754.000.000	3.352.813.000.000	2.967.498.000.000	835.918.000.000	913.991.000.000	3.218.147.000.000	5.789.742.000.000	5.680.638.000.000
159	DMND	Triwulan 3	2021	210.923.000.000	497.584.000.000	4.933.245.000.000	4.449.058.000.000	819.665.000.000	913.991.000.000	3.287.551.000.000	5.842.979.000.000	5.680.638.000.000
160	DMND	Tahunan	2021	351.470.000.000	570.500.000.000	6.973.718.000.000	6.110.155.000.000	993.941.000.000	913.991.000.000	3.079.565.000.000	6.297.287.000.000	5.680.638.000.000

No.	Kode Emiten	Keterangan	Tahun	TAGIT		ΔREVit		ΔRECit		PPEit		Ait		Ait-1
				Laba Bersih (Nilai)	Arus Kas Operasi (CFOit)	Sales t	Sales t-1	Pinuang Usaha t	Pinuang Usaha t-1	Nilai Buku Kotor Aset Tetap	Aset t	Aset t-1		
161	GOOD	Trivulan 1	2020	144,678,556,767	187,392,384,767	2,245,818,606,736	2,284,270,043,923	746,272,189,138	482,918,390,746	4,232,429,851,878	5,517,600,647,979	5,063,067,672,414	5,063,067,672,414	
162	GOOD	Trivulan 2	2020	115,049,439,226	483,900,770,822	3,913,910,748,051	4,271,822,761,308	544,250,736,856	482,918,390,746	4,394,227,546,641	5,467,670,236,519	5,063,067,672,414	5,063,067,672,414	
163	GOOD	Trivulan 3	2020	197,434,505,066	635,667,812,645	5,740,689,796,963	6,344,029,405,876	424,262,060,206	482,918,390,746	4,606,485,058,384	5,033,154,751,766	5,063,067,672,414	5,063,067,672,414	
164	GOOD	Tahunan	2020	245,103,761,907	873,840,286,375	7,719,379,796,413	8,438,631,355,699	513,796,711,089	482,918,390,746	5,212,082,701,065	6,670,943,518,086	5,063,067,672,414	5,063,067,672,414	
165	GOOD	Trivulan 1	2021	144,176,784,714	100,750,734,955	2,272,899,871,136	2,245,818,606,736	814,503,512,245	513,796,711,089	4,985,993,045,144	6,860,204,775,516	6,570,969,641,033	6,570,969,641,033	
166	GOOD	Trivulan 2	2021	232,457,556,182	271,363,359,701	4,184,617,846,538	3,913,910,748,051	619,482,639,364	513,796,711,089	4,972,931,099,781	6,731,758,905,316	6,570,969,641,033	6,570,969,641,033	
167	GOOD	Trivulan 3	2021	370,477,505,608	546,799,294,423	6,368,949,328,104	5,740,689,796,963	590,497,467,809	513,796,711,089	5,010,234,256,928	6,518,042,755,498	6,570,969,641,033	6,570,969,641,033	
168	GOOD	Tahunan	2021	492,637,672,186	709,767,241,234	8,799,579,901,024	7,719,379,796,413	614,070,144,711	513,796,711,089	5,186,978,684,454	6,766,602,280,143	6,670,943,518,686	6,670,943,518,686	
169	MLBI	Trivulan 1	2020	139,915,000,000	603,610,000,000	627,352,000,000	761,759,000,000	453,637,000,000	860,651,000,000	2,848,840,000,000	4,078,623,000,000	2,896,950,000,000	2,896,950,000,000	
170	MLBI	Trivulan 2	2020	63,095,000,000	225,364,000,000	799,703,000,000	1,557,357,000,000	243,560,000,000	860,651,000,000	2,893,074,000,000	3,472,964,000,000	2,896,950,000,000	2,896,950,000,000	
171	MLBI	Trivulan 3	2020	153,111,000,000	483,398,000,000	1,291,187,000,000	2,463,744,000,000	381,370,000,000	860,651,000,000	2,925,736,000,000	3,096,121,000,000	2,896,950,000,000	2,896,950,000,000	
172	MLBI	Tahunan	2020	285,617,000,000	872,649,000,000	1,985,009,000,000	3,711,405,000,000	336,773,000,000	860,651,000,000	2,918,049,000,000	2,907,425,000,000	2,896,950,000,000	2,896,950,000,000	
173	MLBI	Trivulan 1	2021	148,826,000,000	441,690,000,000	581,331,000,000	627,352,000,000	207,820,000,000	336,773,000,000	2,938,663,000,000	3,229,775,000,000	2,907,425,000,000	2,907,425,000,000	
174	MLBI	Trivulan 2	2021	281,671,000,000	537,885,000,000	1,136,201,000,000	799,703,000,000	273,761,000,000	336,773,000,000	2,979,425,000,000	2,868,484,000,000	2,907,425,000,000	2,907,425,000,000	
175	MLBI	Trivulan 3	2021	412,504,000,000	693,059,000,000	1,672,414,000,000	1,291,187,000,000	281,189,000,000	336,773,000,000	3,037,960,000,000	2,881,005,000,000	2,907,425,000,000	2,907,425,000,000	
176	MLBI	Tahunan	2021	665,850,000,000	1,168,005,000,000	2,473,681,000,000	1,985,009,000,000	329,199,000,000	336,773,000,000	2,892,475,000,000	2,922,017,000,000	2,907,425,000,000	2,907,425,000,000	
177	MYOR	Trivulan 1	2020	949,829,206,540	1,471,215,559,380	5,379,573,546,423	6,013,762,833,073	5,209,764,155,724	5,901,994,049,176	11,011,632,051,617	19,474,546,511,239	19,037,918,806,473	19,037,918,806,473	
178	MYOR	Trivulan 2	2020	962,566,553,728	2,469,487,112,631	11,082,314,424,465	12,058,493,837,320	4,234,415,172,247	5,901,994,049,176	11,232,755,242,638	18,350,730,146,868	19,037,918,806,473	19,037,918,806,473	
179	MYOR	Trivulan 3	2020	1,589,756,874,845	2,957,924,080,824	17,580,971,431,517	17,959,316,058,229	4,963,955,543,352	5,901,994,049,176	11,391,762,794,258	19,002,549,750,564	19,037,918,806,473	19,037,918,806,473	
180	MYOR	Tahunan	2020	2,098,168,514,645	3,715,832,449,186	24,476,953,742,651	25,026,739,472,547	5,463,984,744,087	5,901,994,049,176	11,610,397,989,103	19,777,500,514,550	19,037,918,806,473	19,037,918,806,473	
181	MYOR	Trivulan 1	2021	844,962,055,275	1,521,290,828,476	7,335,437,188,672	5,379,573,546,423	5,717,835,648,301	5,463,984,744,087	11,752,697,508,739	21,057,319,885,801	19,777,500,514,550	19,777,500,514,550	
182	MYOR	Trivulan 2	2021	959,801,885,046	908,849,288,719	13,153,712,842,781	11,082,314,424,465	4,600,270,750,688	5,463,984,744,087	12,168,797,770,279	20,190,174,137,050	19,777,500,514,550	19,777,500,514,550	
183	MYOR	Trivulan 3	2021	1,005,270,327,972	952,982,984,099	19,887,755,100,875	17,580,971,431,517	5,305,795,577,293	5,463,984,744,087	12,452,681,435,095	20,130,677,507,079	19,777,500,514,550	19,777,500,514,550	
184	MYOR	Tahunan	2021	1,211,052,647,953	1,041,955,003,348	27,904,538,322,183	24,476,953,742,651	5,911,803,788,723	5,463,984,744,087	12,776,763,814,039	19,917,653,265,528	19,777,500,514,550	19,777,500,514,550	
185	PSGO	Trivulan 1	2020	25,749,214,787	54,758,703,698	254,265,855,309	206,528,081,261	27,727,441,165	10,176,660,650	999,077,527,683	3,304,133,608,033	3,255,607,109,573	3,255,607,109,573	
186	PSGO	Trivulan 2	2020	789,784,534	101,456,924,235	474,823,612,829	330,099,083,412	15,896,470,562	10,176,660,650	1,099,045,936,546	3,228,106,906,884	3,255,607,109,573	3,255,607,109,573	
187	PSGO	Trivulan 3	2020	2,320,887,451	144,373,979,067	700,974,320,749	520,795,053,416	22,157,296,863	10,176,660,650	1,140,112,813,168	3,203,349,245,912	3,255,607,109,573	3,255,607,109,573	
188	PSGO	Tahunan	2020	26,500,634,368	279,405,793,342	930,503,571,803	728,562,875,731	32,675,472,987	10,176,660,650	1,224,670,265,074	3,401,723,398,441	3,255,607,109,573	3,255,607,109,573	
189	PSGO	Trivulan 1	2021	28,212,892,261	8,477,944,263	348,791,261,525	254,265,855,309	49,418,850,837	32,675,472,987	1,245,035,872,217	3,414,556,769,255	3,401,723,398,441	3,401,723,398,441	
190	PSGO	Trivulan 2	2021	17,317,556,387	(34,440,996,559)	647,629,848,174	474,823,612,829	87,429,073,656	32,675,472,987	1,263,426,627,676	3,375,443,307,066	3,401,723,398,441	3,401,723,398,441	
191	PSGO	Trivulan 3	2021	61,441,543,755	165,443,956,661	1,070,933,662,721	700,974,320,794	63,527,043,346	32,675,472,987	1,284,895,123,853	3,531,607,703,003	3,401,723,398,441	3,401,723,398,441	
192	PSGO	Tahunan	2021	213,841,959,820	369,004,999,899	1,766,254,650,794	930,503,571,803	154,862,858,172	32,675,472,987	1,307,560,242,186	3,731,907,652,769	3,401,723,398,441	3,401,723,398,441	
193	ROTI	Trivulan 1	2020	62,435,059,885	178,193,571,747	912,872,807,900	791,726,415,553	482,723,920,561	481,573,100,686	3,558,901,536,047	4,665,841,769,904	4,682,083,844,951	4,682,083,844,951	
194	ROTI	Trivulan 2	2020	60,425,174,364	62,639,236,651	1,674,108,943,205	1,587,198,629,795	379,655,179,140	481,573,100,686	3,605,442,033,405	4,829,554,855,889	4,682,083,844,951	4,682,083,844,951	
195	ROTI	Trivulan 3	2020	87,213,024,923	278,849,282,570	2,440,064,693,653	2,462,575,532,773	314,972,695,863	481,573,100,686	3,322,532,957,218	4,006,505,767,891	4,682,083,844,951	4,682,083,844,951	
196	ROTI	Tahunan	2020	168,610,282,478	486,591,578,118	3,212,034,546,032	3,337,022,314,624	345,778,440,900	481,573,100,686	3,428,261,179,881	4,452,166,671,985	4,682,083,844,951	4,682,083,844,951	
197	ROTI	Trivulan 1	2021	56,701,110,518	184,614,138,932	787,008,907,270	912,872,807,900	345,557,287,640	345,778,440,900	3,476,469,022,574	4,550,736,682,064	4,452,166,671,985	4,452,166,671,985	
198	ROTI	Trivulan 2	2021	121,783,656,221	255,295,073,210	1,556,678,399,366	1,674,108,943,205	356,191,266,381	345,778,440,900	3,530,476,327,421	4,226,554,598,014	4,452,166,671,985	4,452,166,671,985	
199	ROTI	Trivulan 3	2021	209,734,639,557	269,297,856,014	2,434,647,247,140	2,440,064,693,653	330,523,964,910	345,778,440,900	3,544,078,699,689	4,258,570,446,111	4,452,166,671,985	4,452,166,671,985	
200	ROTI	Tahunan	2021	281,340,682,456	643,601,152,274	3,287,623,237,457	3,212,034,546,032	379,433,448,781	345,778,440,900	3,544,078,699,686	4,191,284,422,677	4,452,166,671,985	4,452,166,671,985	



No.	Kode Emiten	Keterangan	Tahun	TACit		ΔREVit		ΔRECit		PPEit	Ait	Ait-1
				Laba Bersih (Nil)	Amas Kas Operasi (CFO)	Sales t	Sales t-1	Putrang Usaha t	Putrang Usaha t-1			
201	STTP	Triwulan 1	2020	175,379,802,775	205,797,259,274	944,934,127,199	862,713,619,821	568,313,187,320	541,811,807,501	1,920,850,191,703	3,103,541,807,577	2,881,563,083,954
202	STTP	Triwulan 2	2020	278,049,706,066	351,091,375,804	1,800,267,827,154	1,656,646,251,394	452,609,974,390	541,811,807,501	1,979,469,898,865	3,111,044,741,146	2,881,563,083,954
203	STTP	Triwulan 3	2020	479,355,163,052	648,331,539,078	2,817,969,611,969	2,590,697,913,649	472,057,805,485	541,811,807,501	2,006,010,851,634	3,307,682,419,376	2,881,563,083,954
204	STTP	Tahunan	2020	628,628,879,549	926,245,668,352	3,846,300,254,825	3,512,509,168,853	447,594,075,109	541,811,807,501	2,378,831,913,217	3,448,995,059,882	2,881,563,083,954
205	STTP	Triwulan 1	2021	154,720,292,528	119,854,710,251	1,025,575,170,971	944,934,127,199	577,348,311,206	447,594,075,109	2,382,105,627,112	3,734,576,264,493	3,448,995,059,882
206	STTP	Triwulan 2	2021	263,705,053,293	174,291,513,299	1,924,393,406,116	1,800,267,827,154	446,121,515,575	447,594,075,109	2,402,159,073,588	3,454,527,719,369	3,448,995,059,882
207	STTP	Triwulan 3	2021	433,318,148,120	375,557,938,959	3,045,069,878,925	2,817,969,611,969	491,351,864,306	447,594,075,109	2,420,429,777,771	3,709,050,460,941	3,448,995,059,882
208	STTP	Tahunan	2021	617,573,766,863	624,353,076,652	4,241,856,914,012	3,846,300,254,825	475,980,801,836	447,594,075,109	2,458,383,876,170	3,919,243,683,748	3,448,995,059,882
209	ULTJ	Triwulan 1	2020	440,271,000,000	5,631,000,000	1,614,470,000,000	1,428,392,000,000	647,748,000,000	613,245,000,000	3,281,333,000,000	7,132,805,000,000	6,608,422,000,000
210	ULTJ	Triwulan 2	2020	562,059,000,000	185,260,000,000	3,019,082,000,000	2,972,996,000,000	485,695,000,000	613,245,000,000	3,322,341,000,000	7,054,390,000,000	6,608,422,000,000
211	ULTJ	Triwulan 3	2020	986,720,000,000	933,341,000,000	4,454,435,000,000	4,584,139,000,000	542,270,000,000	613,245,000,000	3,446,895,000,000	5,584,247,000,000	6,608,422,000,000
212	ULTJ	Tahunan	2020	1,109,666,000,000	1,217,063,000,000	5,967,362,000,000	6,223,057,000,000	563,444,000,000	613,245,000,000	3,512,026,000,000	8,754,116,000,000	6,608,422,000,000
213	ULTJ	Triwulan 1	2021	406,461,000,000	415,240,000,000	1,521,095,000,000	1,613,598,000,000	614,275,000,000	563,444,000,000	3,609,834,000,000	9,126,109,000,000	8,754,116,000,000
214	ULTJ	Triwulan 2	2021	662,414,000,000	792,162,000,000	3,060,444,000,000	3,009,434,000,000	499,093,000,000	563,444,000,000	3,638,231,000,000	9,304,602,000,000	8,754,116,000,000
215	ULTJ	Triwulan 3	2021	914,156,000,000	1,198,283,000,000	4,792,085,000,000	4,443,642,000,000	620,794,000,000	563,444,000,000	3,664,395,000,000	9,014,510,000,000	8,754,116,000,000
216	ULTJ	Tahunan	2021	1,276,793,000,000	1,414,447,000,000	6,616,642,000,000	5,967,362,000,000	626,006,000,000	563,444,000,000	4,118,458,000,000	7,406,856,000,000	8,754,116,000,000
217	WIM	Triwulan 1	2020	14,305,841,697	80,677,884,004	374,897,622,004	312,934,654,424	54,870,104,063	65,469,580,123	759,119,584,064	1,390,928,319,404	1,299,521,608,556
218	WIM	Triwulan 2	2020	43,686,324,809	122,928,274,707	829,260,699,300	649,311,759,794	61,573,332,284	65,469,580,123	761,841,879,812	1,437,178,033,672	1,299,521,608,556
219	WIM	Triwulan 3	2020	108,862,420,115	217,559,112,470	1,390,668,226,539	1,007,352,982,883	70,918,752,402	65,469,580,123	771,031,881,891	1,553,496,108,831	1,299,521,608,556
220	WIM	Tahunan	2020	172,506,562,986	215,554,537,768	1,994,066,771,177	1,393,574,099,760	99,621,123,187	65,469,580,123	788,966,926,428	1,614,442,007,528	1,299,521,608,556
221	WIM	Triwulan 1	2021	38,627,960,473	7,426,367,439	571,055,870,045	374,897,622,004	75,300,498,136	99,621,123,187	786,776,951,381	1,571,907,546,571	1,614,442,007,528
222	WIM	Triwulan 2	2021	63,100,390,966	110,213,411,391	1,176,831,312,353	829,260,699,300	71,859,347,566	99,621,123,187	793,988,689,863	1,702,080,916,497	1,614,442,007,528
223	WIM	Triwulan 3	2021	108,939,198,738	146,070,548,114	1,907,589,067,945	1,390,668,226,539	76,775,445,166	99,621,123,187	811,197,008,159	1,735,336,876,210	1,614,442,007,528
224	WIM	Tahunan	2021	176,877,010,231	181,246,163,814	2,733,691,702,981	1,994,066,771,177	99,429,678,392	99,621,123,187	820,532,625,294	1,891,169,731,202	1,614,442,007,528
225	DVLA	Triwulan 1	2020	56,481,425,000	23,993,617,000	483,529,555,000	481,636,705,000	556,280,874,000	535,208,236,000	726,051,765,000	1,953,878,892,000	1,829,960,714,000
226	DVLA	Triwulan 2	2020	138,965,982,000	(11,163,646,000)	928,081,013,000	913,846,677,000	644,788,833,000	535,208,236,000	752,484,347,000	2,010,537,712,000	1,829,960,714,000
227	DVLA	Triwulan 3	2020	147,293,809,000	128,301,273,000	1,280,438,547,000	1,413,046,708,000	493,021,153,000	535,208,236,000	756,068,892,000	1,908,328,939,000	1,829,960,714,000
228	DVLA	Tahunan	2020	162,072,984,000	106,583,179,000	1,829,699,557,000	1,813,020,278,000	657,841,124,000	535,208,236,000	807,179,150,000	1,986,711,872,000	1,829,960,714,000
229	DVLA	Triwulan 1	2021	80,924,101,000	97,837,348,000	488,253,369,000	483,529,555,000	654,918,738,000	657,841,124,000	820,280,564,000	2,031,424,883,000	1,986,711,872,000
230	DVLA	Triwulan 2	2021	133,319,623,000	208,132,687,000	975,057,215,000	928,081,013,000	646,625,044,000	657,841,124,000	838,181,041,000	2,078,917,555,000	1,986,711,872,000
231	DVLA	Triwulan 3	2021	268,063,948,000	278,151,877,000	1,571,319,839,000	1,280,438,547,000	745,977,106,000	657,841,124,000	806,204,640,000	2,181,433,109,000	1,986,711,872,000
232	DVLA	Tahunan	2021	146,725,628,000	453,333,430,000	1,900,893,602,000	1,829,699,557,000	438,029,206,000	657,841,124,000	812,032,695,000	2,085,904,980,000	1,986,711,872,000

No.	Kode Emiten	Keterangan Tahun	TACt		AREVIt		ARECt		PPEt	AIt	AIt-1
			Laba Bersih (Nit)	Arus Kas Operasi (CFO)	Sales t	Sales t-1	Pinang Usaha t	Pinang Usaha t-1			
233	KAFF	Triwulan 1 2020	14,828,432,000	(159,340,619,000)	2,402,279,275,000	1,814,828,154,000	1,783,085,129,000	2,116,727,233,000	10,314,679,633,000	17,199,590,521,000	18,352,877,136,000
234	KAFF	Triwulan 2 2020	51,000,936,000	(217,790,084,000)	4,687,803,350,000	4,524,819,212,000	1,924,088,087,000	2,116,727,233,000	10,399,078,654,000	17,513,999,167,000	18,352,877,132,000
235	KAFF	Triwulan 3 2020	45,327,415,000	(172,838,492,000)	7,045,688,686,000	6,878,905,058,000	1,918,666,932,000	2,116,727,233,000	10,483,119,923,000	17,687,655,369,000	18,352,877,133,000
236	KAFF	Tahunan 2020	20,425,757,000	1,018,975,185,000	10,006,173,023,000	9,400,535,476,000	1,526,704,789,000	2,116,727,233,000	10,767,320,462,000	17,562,816,674,000	18,352,877,136,000
237	KAFF	Triwulan 1 2021	15,189,448,000	(510,378,105,000)	2,300,195,578,000	2,402,279,275,000	1,734,840,697,000	1,526,704,789,000	10,589,556,523,000	17,465,893,976,000	17,562,816,674,000
238	KAFF	Triwulan 2 2021	53,398,193,000	(659,217,639,000)	5,558,524,127,000	4,687,803,350,000	2,209,568,317,000	1,526,704,789,000	10,679,645,013,000	17,783,231,635,000	17,562,816,674,000
239	KAFF	Triwulan 3 2021	294,692,637,000	(953,391,082,000)	9,493,592,426,000	7,045,688,686,000	2,261,678,812,000	1,526,704,789,000	10,866,239,724,000	18,845,333,250,000	17,562,816,674,000
240	KAFF	Tahunan 2021	289,888,789,000	223,924,978,000	12,857,626,593,000	10,006,173,023,000	1,943,935,457,000	1,526,704,789,000	10,859,743,989,000	17,760,195,040,000	17,562,816,674,000
241	SIDO	Triwulan 1 2020	231,534,000,000	209,403,000,000	730,716,000,000	713,677,000,000	512,640,000,000	529,405,000,000	2,197,604,000,000	3,736,043,000,000	3,529,557,000,000
242	SIDO	Triwulan 2 2020	413,791,000,000	353,230,000,000	1,459,710,000,000	1,410,081,000,000	459,840,000,000	529,405,000,000	2,162,914,000,000	3,444,139,000,000	3,529,557,000,000
243	SIDO	Triwulan 3 2020	640,805,000,000	631,957,000,000	2,257,274,000,000	2,128,606,000,000	491,955,000,000	529,405,000,000	2,183,168,000,000	3,699,613,000,000	3,529,557,000,000
244	SIDO	Tahunan 2020	934,016,000,000	1,035,754,000,000	3,335,411,000,000	3,067,434,000,000	663,757,000,000	529,405,000,000	2,247,070,000,000	3,849,516,000,000	3,529,557,000,000
245	SIDO	Triwulan 1 2021	269,043,000,000	251,579,000,000	793,416,000,000	730,716,000,000	496,338,000,000	663,757,000,000	2,275,574,000,000	4,007,421,000,000	3,849,516,000,000
246	SIDO	Triwulan 2 2021	502,001,000,000	380,356,000,000	1,654,799,000,000	1,459,710,000,000	560,976,000,000	663,757,000,000	2,290,387,000,000	3,591,106,000,000	3,849,516,000,000
247	SIDO	Triwulan 3 2021	865,498,000,000	899,231,000,000	2,776,440,000,000	2,257,274,000,000	526,836,000,000	663,757,000,000	2,318,752,000,000	3,650,853,000,000	3,849,516,000,000
248	SIDO	Tahunan 2021	1,260,898,000,000	1,199,317,000,000	4,020,980,000,000	3,335,411,000,000	664,058,000,000	663,757,000,000	2,359,064,000,000	4,068,970,000,000	3,849,516,000,000
249	SCPI	Triwulan 1 2020	86,093,303,000	209,364,981,000	698,636,378,000	363,082,339,000	471,863,591,000	241,592,382,000	417,955,042,000	1,781,250,380,000	1,417,704,185,000
250	SCPI	Triwulan 2 2020	127,613,008,000	180,498,758,000	1,329,408,145,000	812,038,701,000	401,383,435,000	241,592,382,000	424,105,936,000	1,762,702,209,000	1,417,704,185,000
251	SCPI	Triwulan 3 2020	192,270,302,000	303,241,383,000	2,140,918,115,000	1,435,739,873,000	403,849,979,000	241,592,382,000	430,288,248,000	1,771,073,885,000	1,417,704,185,000
252	SCPI	Tahunan 2020	218,362,874,000	278,372,154,000	2,893,298,079,000	1,841,268,073,000	451,031,412,000	241,592,382,000	422,215,972,000	1,598,281,523,000	1,417,704,185,000
253	SCPI	Triwulan 1 2021	27,319,301,000	199,878,918,000	372,612,817,000	698,636,378,000	297,655,778,000	451,031,412,000	399,142,912,000	1,468,250,008,000	1,598,281,523,000
254	SCPI	Triwulan 2 2021	72,047,916,000	465,335,399,000	867,907,871,000	1,329,408,145,000	238,814,708,000	451,031,412,000	402,422,105,000	1,579,628,397,000	1,598,281,523,000
255	SCPI	Triwulan 3 2021	100,999,258,000	426,943,704,000	1,615,579,389,000	2,140,918,115,000	404,477,225,000	451,031,412,000	405,102,501,000	1,465,991,131,000	1,598,281,523,000
256	SCPI	Tahunan 2021	118,691,582,000	461,426,081,000	2,159,191,248,000	2,893,298,079,000	215,117,819,000	451,031,412,000	442,855,191,000	1,212,160,543,000	1,598,281,523,000

## LAMPIRAN 6

### Perhitungan Manajemen Laba

No.	Kode Emiten	Keterangan	Tahun	TACit	ΔREVitt	ΔRECit	ΔAit	TACit/Ait-1
1	INTP	Triwulan 1	2020	219,968,000,000	(370,001,000,000)	(406,022,000,000)	(326,146,000,000)	0.00793886215730
2	INTP	Triwulan 2	2020	(28,523,000,000)	(807,370,000,000)	(678,812,000,000)	(670,355,000,000)	(0.00102942321298)
3	INTP	Triwulan 3	2020	(323,230,000,000)	(1,198,355,000,000)	(128,646,000,000)	(1,370,161,000,000)	(0.01166568962351)
4	INTP	Tahunan	2020	(1,731,674,000,000)	(1,755,026,000,000)	(399,499,000,000)	(363,077,000,000)	(0.06249782326237)
5	INTP	Triwulan 1	2021	58,341,000,000	75,290,000,000	34,154,000,000	(12,610,000,000)	0.00213354177370
6	INTP	Triwulan 2	2021	43,777,000,000	491,700,000,000	111,823,000,000	12,504,000,000	0.00160093344693
7	INTP	Triwulan 3	2021	(82,109,000,000)	459,099,000,000	232,905,000,000	(1,088,151,000,000)	(0.00300274217954)
8	INTP	Tahunan	2021	(818,211,000,000)	587,584,000,000	35,858,000,000	(1,208,558,000,000)	(0.02992213620262)
9	SMCB	Triwulan 1	2020	105,612,000,000	114,596,000,000	27,178,000,000	(91,248,000,000)	0.00539731753135
10	SMCB	Triwulan 2	2020	(48,630,000,000)	209,000,000	126,997,000,000	(63,141,000,000)	(0.00248524364229)
11	SMCB	Triwulan 3	2020	(182,546,000,000)	(403,271,000,000)	472,875,000,000	687,897,000,000	(0.00932904145435)
12	SMCB	Tahunan	2020	(349,012,000,000)	(949,623,000,000)	976,651,000,000	1,170,627,000,000	(0.01783631203131)
13	SMCB	Triwulan 1	2021	93,237,000,000	98,962,000,000	651,781,000,000	368,110,000,000	0.004495922236521
14	SMCB	Triwulan 2	2021	(201,341,000,000)	544,831,000,000	498,225,000,000	(84,245,000,000)	(0.00970873692776)
15	SMCB	Triwulan 3	2021	(405,686,000,000)	743,881,000,000	1,007,215,000,000	300,733,000,000	(0.01956232783822)
16	SMCB	Tahunan	2021	(815,643,000,000)	1,109,961,000,000	942,500,000,000	753,591,000,000	(0.03933060486423)
17	WTON	Triwulan 1	2020	180,201,894,899	(127,652,808,717)	(186,862,387,448)	(717,795,964,992)	0.01743119787722
18	WTON	Triwulan 2	2020	628,803,843,340	(769,124,848,752)	(237,992,298,144)	(1,168,994,312,624)	0.06082513297297
19	WTON	Triwulan 3	2020	652,589,682,263	(1,415,411,486,624)	(330,583,158,460)	(1,072,186,701,755)	0.06312597262382
20	WTON	Tahunan	2020	(680,116,800,614)	(2,280,025,175,869)	(637,310,891,619)	(1,828,877,787,613)	(0.06578871180997)
21	WTON	Triwulan 1	2021	801,222,193,930	(524,811,058,487)	106,858,550,367	(921,761,457,873)	0.09416154248132
22	WTON	Triwulan 2	2021	896,620,007,820	(609,937,659,854)	96,833,345,009	(1,154,076,383,447)	0.10537292101437
23	WTON	Triwulan 3	2021	994,848,845,853	(478,073,991,240)	95,995,882,385	(33,775,061,664)	0.11691700825435
24	WTON	Tahunan	2021	37,032,757,379	(490,506,047,915)	174,255,159,600	419,166,193,326	0.00435217793960
25	AGII	Triwulan 1	2020	(17,507,000,000)	22,085,000,000	8,148,000,000	168,111,000,000	(0.00249352654473)
26	AGII	Triwulan 2	2020	(50,557,000,000)	(22,305,000,000)	(20,700,000,000)	100,353,000,000	(0.00720084660546)
27	AGII	Triwulan 3	2020	(192,853,000,000)	(40,947,000,000)	(36,654,000,000)	97,167,000,000	(0.02746810274349)
28	AGII	Tahunan	2020	(264,389,000,000)	(15,438,000,000)	(36,539,000,000)	100,478,000,000	(0.03765699375301)
29	AGII	Triwulan 1	2021	(114,750,000,000)	98,267,000,000	62,221,000,000	580,575,000,000	(0.01611327343361)
30	AGII	Triwulan 2	2021	(194,267,000,000)	265,589,000,000	77,297,000,000	596,896,000,000	(0.02727910492486)
31	AGII	Triwulan 3	2021	(220,006,000,000)	497,829,000,000	130,654,000,000	928,962,000,000	(0.03089339289792)
32	AGII	Tahunan	2021	(394,460,000,000)	550,634,000,000	46,045,000,000	1,043,141,000,000	(0.05539034282025)
33	BUDI	Triwulan 1	2020	(82,282,000,000)	(156,206,000,000)	(75,773,000,000)	(153,500,000,000)	(0.02742946368835)
34	BUDI	Triwulan 2	2020	(135,892,000,000)	(256,710,000,000)	(85,386,000,000)	(85,472,000,000)	(0.04530085169948)
35	BUDI	Triwulan 3	2020	(190,855,000,000)	(520,718,000,000)	(139,560,000,000)	(64,090,000,000)	(0.06362327474100)
36	BUDI	Tahunan	2020	(126,589,000,000)	(277,882,000,000)	74,430,000,000	(36,760,000,000)	(0.04219961083644)
37	BUDI	Triwulan 1	2021	8,887,000,000	224,279,000,000	136,187,000,000	31,368,000,000	0.00299931792264
38	BUDI	Triwulan 2	2021	(35,743,000,000)	580,059,000,000	192,819,000,000	16,363,000,000	(0.01206308321243)
39	BUDI	Triwulan 3	2021	(121,516,000,000)	807,347,000,000	270,729,000,000	93,104,000,000	(0.04101104047341)
40	BUDI	Tahunan	2021	(142,086,000,000)	648,896,000,000	208,575,000,000	30,211,000,000	(0.04795331229390)

No.	Kode Emiten	Keterangan	Tahun	TACit	ΔREVitt	ΔRECit	ΔAit	TACit/Ait-1
41	IMPC	Triwulan 1	2020	(27,343,539,728)	61,135,361,776	(4,304,403,471)	212,337,784,831	(0.01093246192821)
42	IMPC	Triwulan 2	2020	(77,141,746,794)	91,842,441,344	(55,113,920,207)	137,472,334,925	(0.03084272256957)
43	IMPC	Triwulan 3	2020	(70,553,758,855)	191,022,764,857	(4,824,376,793)	181,305,484,275	(0.02820872097201)
44	IMPC	Tahunan	2020	(111,149,553,658)	301,755,175,980	71,168,385,724	195,967,206,537	(0.04443968395426)
45	IMPC	Triwulan 1	2021	(71,952,937,167)	139,931,761,437	(15,687,576,439)	8,435,592,601	(0.02667788939706)
46	IMPC	Triwulan 2	2021	(25,737,189,311)	288,852,012,049	(43,393,231,125)	58,252,115,861	(0.00954254151205)
47	IMPC	Triwulan 3	2021	(25,234,445,945)	350,306,135,629	(7,840,986,836)	74,242,094,846	(0.00935614006075)
48	IMPC	Tahunan	2021	(38,868,055,941)	429,872,334,552	11,265,236,523	164,398,145,608	(0.01441105447949)
49	PBID	Triwulan 1	2020	(107,771,170,000)	(225,910,887,000)	(8,306,762,000)	50,663,937,000	0.04607732737034
50	PBID	Triwulan 2	2020	(6,392,018,000)	(406,837,082,000)	(26,175,118,000)	(76,914,869,000)	0.00273289327696
51	PBID	Triwulan 3	2020	(65,328,723,000)	(618,988,710,000)	(8,925,448,000)	(10,460,000,000)	(0.02793115224004)
52	PBID	Tahunan	2020	(162,404,923,000)	(762,312,152,000)	(39,799,759,000)	82,381,351,000	(0.06943586864303)
53	PBID	Triwulan 1	2021	97,565,038,000	62,530,477,000	45,008,359,000	174,535,038,000	0.040294446765055
54	PBID	Triwulan 2	2021	291,789,563,000	270,894,396,000	60,350,850,000	98,891,641,000	0.12050940939592
55	PBID	Triwulan 3	2021	312,314,687,000	453,258,837,000	69,271,020,000	(1,775,286,056,000)	0.12898630810877
56	PBID	Tahunan	2021	272,165,393,000	570,960,313,000	59,659,577,000	379,885,879,000	0.11240460567275
57	TRST	Triwulan 1	2020	(57,117,134,375)	43,142,654,147	109,551,116,126	718,519,827,190	(0.01313332577222)
58	TRST	Triwulan 2	2020	(124,208,586,579)	176,203,007,993	146,492,153,529	81,885,896,750	(0.02856011333726)
59	TRST	Triwulan 3	2020	(205,212,104,902)	213,501,279,692	58,368,814,633	128,668,419,824	(0.04718579556857)
60	TRST	Tahunan	2020	(235,374,240,145)	425,817,369,549	35,278,656,690	(146,767,763,429)	(0.05412117761227)
61	TRST	Triwulan 1	2021	15,094,421,397	150,713,857,382	82,917,525,271	299,051,235,366	0.00359198119834
62	TRST	Triwulan 2	2021	4,010,775,117	236,113,083,474	126,158,092,831	441,521,942,004	0.00095443398804
63	TRST	Triwulan 3	2021	62,708,410,078	459,402,473,754	123,949,155,310	397,583,833,291	0.014922256139229
64	TRST	Tahunan	2021	127,783,286,962	660,530,075,282	187,066,199,862	426,576,827,661	0.03040826489187
65	JPFA	Triwulan 1	2020	297,082,000,000	514,780,000,000	48,150,000,000	2,458,716,000,000	0.01179598546103
66	JPFA	Triwulan 2	2020	647,611,000,000	(1,332,481,000,000)	(346,908,000,000)	2,611,356,000,000	0.02571414606205
67	JPFA	Triwulan 3	2020	(51,289,000,000)	(2,252,106,000,000)	(325,005,000,000)	1,613,198,000,000	(0.00203648924644)
68	JPFA	Tahunan	2020	(2,877,536,000,000)	(1,907,136,000,000)	(308,573,000,000)	(699,135,000,000)	(0.10797145836941)
69	JPFA	Triwulan 1	2021	448,146,000,000	1,117,201,000,000	105,488,000,000	6,786,495,000,000	0.01726842418395
70	JPFA	Triwulan 2	2021	2,015,663,000,000	4,033,426,000,000	182,163,000,000	4,208,085,000,000	0.07766960699390
71	JPFA	Triwulan 3	2021	2,332,520,000,000	6,158,002,000,000	336,391,000,000	3,665,556,000,000	0.08987906793219
72	JPFA	Tahunan	2021	1,429,650,000,000	7,913,352,000,000	467,793,000,000	2,637,896,000,000	0.05508874927943
73	SIPD	Triwulan 1	2020	(13,514,000,000)	222,362,000,000	49,487,000,000	(46,097,000,000)	(0.00546949906366)
74	SIPD	Triwulan 2	2020	53,188,000,000	128,680,000,000	(24,201,000,000)	(25,882,000,000)	0.02152669203774
75	SIPD	Triwulan 3	2020	32,443,000,000	173,723,000,000	45,040,000,000	(71,321,000,000)	0.01313060219937
76	SIPD	Tahunan	2020	180,797,000,000	291,903,000,000	53,076,000,000	147,761,000,000	0.07317367339150
77	SIPD	Triwulan 1	2021	(87,235,000,000)	151,031,000,000	29,667,000,000	229,191,000,000	(0.03364444530150)
78	SIPD	Triwulan 2	2021	147,981,000,000	744,806,000,000	68,363,000,000	169,159,000,000	0.05707271920859
79	SIPD	Triwulan 3	2021	65,972,000,000	1,004,163,000,000	99,534,000,000	237,308,000,000	0.02544381664963

No.	Kode Emiten	Keterangan	Tahun	TACit	ΔREVitt	ΔRECit	ΔAit	TACit/Ait-1
80	SIPD	Tahunan	2021	144,581,000,000	1,098,286,000,000	129,890,000,000	175,559,000,000	0.055214060890009
81	FASW	Triwulan 1	2020	(543,674,124,184)	(398,638,325,670)	72,313,136,360	935,020,040,423	(0.05056496288645)
82	FASW	Triwulan 2	2020	10,885,331,556	(584,518,375,261)	(189,689,711,341)	339,186,219,853	0.00101240129271
83	FASW	Triwulan 3	2020	(204,347,414,773)	(603,856,620,549)	(166,299,547,967)	489,648,246,808	(0.01900553839940)
84	FASW	Tahunan	2020	(101,586,000,000)	(358,691,880,196)	63,568,997,789	761,051,055,698	(0.00944810887863)
85	FASW	Triwulan 1	2021	121,631,000,000	640,676,000,000	501,207,000,000	841,422,000,000	0.01056462565417
86	FASW	Triwulan 2	2021	474,743,000,000	1,694,251,000,000	645,526,000,000	1,555,501,000,000	0.04123522849387
87	FASW	Triwulan 3	2021	568,901,000,000	2,895,640,000,000	801,606,000,000	1,658,312,000,000	0.04941360425618
88	FASW	Tahunan	2021	443,810,000,000	4,022,961,000,000	846,765,000,000	1,789,180,000,000	0.03854844991472
89	KDSI	Triwulan 1	2020	(67,321,135,973)	(64,242,913,822)	6,930,033,763	17,243,950,241	(0.05370008698060)
90	KDSI	Triwulan 2	2020	23,330,925,684	(193,422,769,516)	(29,051,278,702)	25,056,984,823	0.01861039212219
91	KDSI	Triwulan 3	2020	2,888,186,492	(302,058,349,716)	(34,241,031,693)	(32,671,499,651)	0.00230382128280
92	KDSI	Tahunan	2020	1,879,539,527,295	(311,851,160,700)	10,747,813,898	(7,943,171,413)	1.49925331235786
93	KDSI	Triwulan 1	2021	(16,727,703,699)	(29,256,778,245)	(30,435,374,195)	138,709,316,752	(0.01342827849326)
94	KDSI	Triwulan 2	2021	136,620,928,169	97,750,597,652	15,288,058,605	198,245,167,070	0.10967338401452
95	KDSI	Triwulan 3	2021	191,495,644,931	179,644,631,979	7,582,943,387	118,537,752,131	0.15372443801323
96	KDSI	Tahunan	2021	2,284,684,524,365	3,179,995,190,775	36,252,186,102	103,022,992,313	1.83404611980647
97	INDS	Triwulan 1	2020	(16,895,271,542)	(44,946,426,593)	21,203,489,867	58,978,972,393	(0.00596074512682)
98	INDS	Triwulan 2	2020	(75,327,754,340)	(208,961,204,909)	(123,270,679,828)	8,909,625,869	(0.02657604782972)
99	INDS	Triwulan 3	2020	(170,835,381,922)	(415,989,617,856)	(58,495,301,614)	(52,363,253,746)	(0.06027166640965)
100	INDS	Tahunan	2020	61,585,774,335	(465,301,151,242)	(17,560,861,589)	(8,162,656,512)	0.02172780137544
101	INDS	Triwulan 1	2021	88,664,346,487	52,053,701,885	115,020,286,178	119,605,346,397	0.03137161613933
102	INDS	Triwulan 2	2021	173,636,385,641	364,604,512,027	96,426,886,397	187,818,732,704	0.06143680356285
103	INDS	Triwulan 3	2021	294,942,797,719	725,840,486,774	196,171,465,252	183,729,893,319	0.10435798153047
104	INDS	Tahunan	2021	158,380,104,905	1,017,627,260,837	201,237,176,041	338,757,972,507	0.05603875799068
105	SMSM	Triwulan 1	2020	(68,774,000,000)	(87,800,000,000)	(39,113,000,000)	392,868,000,000	(0.02213531399130)
106	SMSM	Triwulan 2	2020	(69,477,000,000)	(308,199,000,000)	(333,287,000,000)	259,526,000,000	(0.02236157865143)
107	SMSM	Triwulan 3	2020	(214,417,000,000)	(482,621,000,000)	(272,937,000,000)	131,335,000,000	(0.06901136505180)
108	SMSM	Tahunan	2020	(405,252,000,000)	(702,118,000,000)	(209,592,000,000)	268,545,000,000	(0.13043272553002)
109	SMSM	Triwulan 1	2021	(36,413,000,000)	168,110,000,000	98,523,000,000	384,721,000,000	(0.01078735580766)
110	SMSM	Triwulan 2	2021	(96,081,000,000)	506,252,000,000	86,551,000,000	595,484,000,000	(0.02846400827604)
111	SMSM	Triwulan 3	2021	181,486,000,000	719,978,000,000	106,918,000,000	481,406,000,000	0.05376525021582
112	SMSM	Tahunan	2021	238,856,000,000	929,238,000,000	121,339,000,000	493,336,000,000	0.07076111989657
113	SCCO	Triwulan 1	2020	(259,898,089,298)	17,221,198,495	(38,033,088,673)	(264,077,278,873)	(0.05905894740677)
114	SCCO	Triwulan 2	2020	(216,704,595,355)	(541,920,009,009)	(155,866,758,826)	(414,811,193,948)	(0.04924370677155)
115	SCCO	Triwulan 3	2020	(446,785,069,715)	(806,880,820,411)	(294,295,842,511)	(460,335,582,820)	(0.10152693313638)
116	SCCO	Tahunan	2020	(967,686,850,413)	(1,080,336,032,250)	(540,553,089,403)	(658,000,209,955)	(0.21989606371919)
117	SCCO	Triwulan 1	2021	258,035,107,198	(88,841,745,712)	87,771,131,491	(138,070,594,296)	0.06892589596625
118	SCCO	Triwulan 2	2021	236,660,730,126	392,650,020,028	52,642,961,091	(124,615,351,512)	0.06321640896502
119	SCCO	Triwulan 3	2021	223,450,700,639	493,277,034,922	63,004,522,871	(155,964,967,065)	0.05968776850978
120	SCCO	Tahunan	2021	90,232,428,120	400,255,977,088	12,085,724,888	956,208,709,043	0.02410920002986

No.	Kode Emiten	Keterangan	Tahun	TACit	ΔREVitt	ΔRECit	ΔAit	TACit/Ait-I
121	AISA	Triwulan 1	2020	885,000,000	26,747,000,000	66,807,000,000	296,703,000,000	0.00047352386293
122	AISA	Triwulan 2	2020	29,356,000,000	(20,180,000,000)	44,421,000,000	178,674,000,000	0.01570708081367
123	AISA	Triwulan 3	2020	28,981,000,000	(130,510,000,000)	140,806,000,000	254,560,000,000	0.01550643510904
124	AISA	Tahunan	2020	1,263,457,000,000	(227,096,000,000)	52,564,000,000	142,591,000,000	0.67601925342676
125	AISA	Triwulan 1	2021	59,663,000,000	2,655,000,000	7,784,000,000	(52,271,000,000)	0.02966010905980
126	AISA	Triwulan 2	2021	117,595,000,000	90,933,000,000	(12,012,000,000)	(71,727,000,000)	0.05845969067742
127	AISA	Triwulan 3	2021	108,250,000,000	142,632,000,000	28,224,000,000	(58,758,000,000)	0.05381403559531
128	AISA	Tahunan	2021	93,635,000,000	237,548,000,000	(34,962,000,000)	(249,923,000,000)	0.04654851938076
129	CEKA	Triwulan 1	2020	(95,049,587,230)	178,318,603,405	(2,380,932,743)	38,392,725,814	(0.06822983495149)
130	CEKA	Triwulan 2	2020	(96,231,156,771)	132,017,194,790	(8,993,561,296)	(23,851,679,091)	(0.06907800586012)
131	CEKA	Triwulan 3	2020	(6,856,003,938)	262,851,911,003	(21,144,602,053)	(8,312,533,564)	(0.00492147341981)
132	CEKA	Tahunan	2020	10,517,143,796	513,360,174,769	13,634,804,517	173,594,285,994	0.00754956445656
133	CEKA	Triwulan 1	2021	134,595,705,352	189,799,443,990	61,569,910,176	13,787,654,239	0.08591175964047
134	CEKA	Triwulan 2	2021	139,643,029,581	668,310,909,556	10,430,718,332	(76,298,457,089)	0.08913344123021
135	CEKA	Triwulan 3	2021	146,574,853,561	1,177,990,554,322	29,847,550,467	14,656,114,493	0.09355798950299
136	CEKA	Tahunan	2021	278,548,676,198	1,725,143,256,625	112,053,282,976	130,713,368,141	0.17779621463486
137	CLEO	Triwulan 1	2020	(4,513,881,549)	47,981,832,575	12,589,301,765	80,617,684,377	(0.003625518748672)
138	CLEO	Triwulan 2	2020	(6,376,731,469)	1,962,749,848	4,299,544,189	94,555,719,087	(0.00512127907581)
139	CLEO	Triwulan 3	2020	(54,296,282,171)	(55,901,268,413)	12,048,504,427	77,915,031,412	(0.04360641735165)
140	CLEO	Tahunan	2020	(94,154,080,236)	(112,277,996,114)	(3,506,013,698)	65,795,817,903	(0.07561700274802)
141	CLEO	Triwulan 1	2021	(26,056,270,136)	(34,327,501,544)	10,655,116,739	57,892,056,643	(0.01987601852002)
142	CLEO	Triwulan 2	2021	(84,879,083,660)	35,375,346,503	15,600,848,195	82,916,056,829	(0.06474672813811)
143	CLEO	Triwulan 3	2021	(59,930,153,798)	83,148,051,565	16,564,984,785	43,626,717,209	(0.04571540134407)
144	CLEO	Tahunan	2021	(124,268,536,993)	130,884,959,398	6,221,529,883	37,241,455,291	(0.09479345009232)
145	DLTA	Triwulan 1	2020	(15,303,408,000)	(73,702,493,000)	(34,938,149,000)	20,297,016,000	(0.01073182517016)
146	DLTA	Triwulan 2	2020	(14,189,139,000)	(185,517,994,000)	(90,629,031,000)	(19,662,206,000)	(0.00995042143966)
147	DLTA	Triwulan 3	2020	(129,179,702,000)	(256,506,040,000)	(92,930,812,000)	(226,241,762,000)	(0.09058988542928)
148	DLTA	Tahunan	2020	(123,440,137,000)	(280,800,316,000)	(95,279,520,000)	(200,402,809,000)	(0.08656489909076)
149	DLTA	Triwulan 1	2021	(64,385,045,000)	22,129,294,000	5,266,000	109,005,936,000	(0.05253430786744)
150	DLTA	Triwulan 2	2021	(84,535,838,000)	106,999,094,000	(12,300,266,000)	150,690,958,000	(0.06897613784884)
151	DLTA	Triwulan 3	2021	(124,566,019,000)	133,783,987,000	(410,390,000)	48,440,294,000	(0.10163834772450)
152	DLTA	Tahunan	2021	(147,405,631,000)	134,869,374,000	(12,804,703,000)	83,141,152,000	(0.12027409160541)
153	DMND	Triwulan 1	2020	(82,572,000,000)	108,560,000,000	35,749,000,000	(36,127,000,000)	(0.01482268409922)
154	DMND	Triwulan 2	2020	(97,373,000,000)	(307,376,000,000)	(188,925,000,000)	(78,520,000,000)	(0.01754498711192)
155	DMND	Triwulan 3	2020	(125,056,000,000)	(604,999,000,000)	(68,997,000,000)	99,604,000,000	(0.02244908180390)
156	DMND	Tahunan	2020	(318,150,000,000)	(803,637,000,000)	(186,587,000,000)	109,987,000,000	(0.05711181691332)
157	DMND	Triwulan 1	2021	(291,294,000,000)	(123,419,000,000)	(117,032,000,000)	(21,153,000,000)	(0.05127839513801)
158	DMND	Triwulan 2	2021	(274,644,000,000)	385,315,000,000	(78,073,000,000)	109,104,000,000	(0.04834738633231)
159	DMND	Triwulan 3	2021	(286,661,000,000)	484,187,000,000	(94,326,000,000)	162,341,000,000	(0.05046281773280)
160	DMND	Tahunan	2021	(219,030,000,000)	863,563,000,000	79,950,000,000	616,649,000,000	(0.03855728881157)

No.	Kode Emiten	Keterangan	Tahun	TACit	ΔREVitt	ΔRECit	ΔAit	TACit/Ait-1
161	GOOD	Triwulan 1	2020	(42,713,828,000)	(38,451,437,187)	263,353,798,392	454,532,975,565	(0.00843635336591)
162	GOOD	Triwulan 2	2020	(368,851,331,596)	(357,912,013,257)	61,332,346,110	404,602,564,105	(0.07285135326270)
163	GOOD	Triwulan 3	2020	(438,233,307,579)	(603,339,608,913)	(58,656,330,540)	(29,912,920,648)	(0.08655489832117)
164	GOOD	Tahunan	2020	(628,736,524,468)	(719,251,559,286)	30,878,320,343	1,607,875,846,272	(0.12418094427093)
165	GOOD	Triwulan 1	2021	43,426,049,759	27,081,264,400	300,706,801,156	289,235,134,483	0.00660877345831
166	GOOD	Triwulan 2	2021	(38,905,803,519)	270,707,098,487	105,685,928,275	160,789,264,283	(0.00592086185820)
167	GOOD	Triwulan 3	2021	(176,321,788,815)	628,259,531,141	76,700,756,720	(52,926,885,535)	(0.02683345053277)
168	GOOD	Tahunan	2021	(217,129,569,048)	1,080,200,104,611	100,273,433,622	95,658,761,457	(0.0325485545451)
169	MLBI	Triwulan 1	2020	(463,695,000,000)	(134,407,000,000)	(407,014,000,000)	1,181,673,000,000	(0.16006316988557)
170	MLBI	Triwulan 2	2020	(162,269,000,000)	(757,654,000,000)	(617,091,000,000)	576,014,000,000	(0.05601373858713)
171	MLBI	Triwulan 3	2020	(330,287,000,000)	(1,172,557,000,000)	(479,281,000,000)	199,171,000,000	(0.11401197811491)
172	MLBI	Tahunan	2020	(587,032,000,000)	(1,726,396,000,000)	(523,878,000,000)	10,475,000,000	(0.20263794680612)
173	MLBI	Triwulan 1	2021	(292,864,000,000)	(46,021,000,000)	(128,953,000,000)	322,350,000,000	(0.10072968348281)
174	MLBI	Triwulan 2	2021	(256,214,000,000)	336,498,000,000	(63,012,000,000)	(38,941,000,000)	(0.08812402727499)
175	MLBI	Triwulan 3	2021	(280,555,000,000)	381,227,000,000	(55,584,000,000)	(26,420,000,000)	(0.09649604031058)
176	MLBI	Tahunan	2021	(502,155,000,000)	488,672,000,000	(7,574,000,000)	14,592,000,000	(0.17271468739520)
177	MYOR	Triwulan 1	2020	(521,386,352,840)	(634,189,286,650)	(692,229,893,452)	436,627,704,766	(0.02738673056336)
178	MYOR	Triwulan 2	2020	(1,506,920,558,903)	(976,179,412,855)	(1,667,578,876,929)	(687,188,659,605)	(0.07915363933534)
179	MYOR	Triwulan 3	2020	(1,368,167,205,979)	(378,344,626,712)	(938,038,505,824)	(35,369,055,909)	(0.07186537666679)
180	MYOR	Tahunan	2020	(1,617,663,934,541)	(549,785,729,896)	(438,905,905,089)	739,581,708,077	(0.08497062893193)
181	MYOR	Triwulan 1	2021	(676,328,773,201)	1,955,863,642,249	253,850,304,214	1,279,819,371,251	(0.03419687804854)
182	MYOR	Triwulan 2	2021	53,952,596,327	2,071,398,418,316	(863,713,993,399)	412,673,622,500	0.00272797850706
183	MYOR	Triwulan 3	2021	52,287,343,873	2,306,783,669,358	(158,189,166,794)	353,176,992,529	0.00264377916889
184	MYOR	Tahunan	2021	169,097,644,605	3,427,604,579,532	447,819,044,636	140,152,750,978	0.00855000076883
185	PSGO	Triwulan 1	2020	(29,009,488,911)	47,737,774,048	17,550,780,515	48,526,498,460	(0.00891062340591)
186	PSGO	Triwulan 2	2020	(100,667,139,701)	124,724,529,417	5,719,809,912	(27,500,202,689)	(0.03092115734881)
187	PSGO	Triwulan 3	2020	(142,053,091,616)	180,179,267,333	11,980,636,213	(52,257,863,661)	(0.043633364448010)
188	PSGO	Tahunan	2020	(252,905,158,974)	201,940,696,072	22,498,812,337	146,116,288,868	(0.07768294836018)
189	PSGO	Triwulan 1	2021	19,734,947,998	94,525,406,216	16,743,377,850	12,833,370,814	0.00580145581709
190	PSGO	Triwulan 2	2021	51,758,552,946	172,806,235,345	54,753,600,669	(26,280,091,375)	0.01521539140123
191	PSGO	Triwulan 3	2021	(104,002,412,906)	369,959,341,927	30,851,570,359	129,884,304,562	(0.030573444784519)
192	PSGO	Tahunan	2021	(155,162,640,079)	835,751,078,991	122,187,385,185	330,184,254,328	(0.04561295023285)
193	ROTI	Triwulan 1	2020	(115,758,511,862)	121,146,392,347	1,150,819,875	(16,242,075,047)	(0.02472371612628)
194	ROTI	Triwulan 2	2020	(2,214,062,287)	86,910,313,410	(101,917,921,546)	147,471,010,938	(0.00047287967502)
195	ROTI	Triwulan 3	2020	(191,636,257,647)	(22,510,839,120)	(166,600,404,823)	(675,578,077,060)	(0.04092969369903)
196	ROTI	Tahunan	2020	(317,981,295,640)	(124,987,768,592)	(135,794,659,786)	(229,917,172,966)	(0.06791448128015)
197	ROTI	Triwulan 1	2021	(127,913,028,414)	(125,863,900,630)	(221,153,260)	98,570,010,079	(0.02873051209401)
198	ROTI	Triwulan 2	2021	(133,511,416,989)	(117,430,543,839)	10,412,825,481	(225,812,073,971)	(0.02998796469798)
199	ROTI	Triwulan 3	2021	(59,563,216,457)	(5,417,446,513)	4,745,524,010	(193,596,225,874)	(0.01337847858028)
200	ROTI	Tahunan	2021	(362,260,469,818)	75,588,691,425	33,655,007,881	(260,882,249,308)	(0.08136723004947)

No.	Kode Emiten	Keterangan	Tahun	TACit	ΔREVitt	ΔRECit	ΔAit	TACit/Ait-1
201	STTP	Triwulan 1	2020	(30,417,456,499)	82,220,507,378	26,501,379,819	221,978,723,623	(0.01055588776396)
202	STTP	Triwulan 2	2020	(73,041,669,738)	143,621,575,760	(89,201,833,111)	229,481,657,192	(0.02534793360754)
203	STTP	Triwulan 3	2020	(168,976,376,026)	227,271,698,320	(69,754,002,016)	426,119,335,422	(0.05864052637506)
204	STTP	Tahunan	2020	(297,616,788,803)	333,791,085,972	(94,217,732,392)	567,431,975,928	(0.10328310716509)
205	STTP	Triwulan 1	2021	34,865,582,277	80,641,043,772	79,754,236,097	285,581,204,611	0.01010891047150
206	STTP	Triwulan 2	2021	89,413,339,994	124,125,578,962	(1,472,559,734)	5,532,659,487	0.02592451958950
207	STTP	Triwulan 3	2021	57,760,209,161	227,100,266,956	43,757,789,197	260,055,401,059	0.01674696778573
208	STTP	Tahunan	2021	(6,779,309,789)	395,556,659,187	28,386,726,727	470,248,623,866	(0.00196558988091)
209	ULTJ	Triwulan 1	2020	434,640,000,000	186,078,000,000	34,503,000,000	524,383,000,000	0.06577061815968
210	ULTJ	Triwulan 2	2020	376,799,000,000	46,086,000,000	(127,550,000,000)	445,968,000,000	0.05701799915320
211	ULTJ	Triwulan 3	2020	53,379,000,000	(129,704,000,000)	(70,975,000,000)	(1,024,175,000,000)	0.00807741999527
212	ULTJ	Tahunan	2020	(107,397,000,000)	(255,695,000,000)	(49,801,000,000)	2,145,694,000,000	(0.01625153478395)
213	ULTJ	Triwulan 1	2021	(8,779,000,000)	(92,503,000,000)	50,831,000,000	371,993,000,000	(0.00100284254858)
214	ULTJ	Triwulan 2	2021	(129,748,000,000)	51,010,000,000	(64,351,000,000)	550,486,000,000	(0.01482137088428)
215	ULTJ	Triwulan 3	2021	(284,127,000,000)	348,443,000,000	57,350,000,000	260,394,000,000	(0.03245638965716)
216	ULTJ	Tahunan	2021	(137,654,000,000)	649,280,000,000	62,562,000,000	(1,347,260,000,000)	(0.01572448891470)
217	WIIM	Triwulan 1	2020	(66,372,042,307)	61,962,967,580	(10,599,476,060)	91,406,710,848	(0.05107421213315)
218	WIIM	Triwulan 2	2020	(79,241,949,898)	179,948,939,506	(3,896,247,839)	137,656,425,116	(0.06097778549912)
219	WIIM	Triwulan 3	2020	(108,696,692,355)	383,315,243,656	5,449,172,279	253,974,500,275	(0.08364362057494)
220	WIIM	Tahunan	2020	(43,047,974,782)	600,492,671,417	34,151,543,064	314,920,398,972	(0.03312601691159)
221	WIIM	Triwulan 1	2021	31,201,593,034	196,158,248,041	(24,320,625,051)	(42,534,460,957)	0.019332654928979
222	WIIM	Triwulan 2	2021	(47,113,020,425)	347,570,613,053	(27,761,775,621)	87,638,908,969	(0.02918223151115)
223	WIIM	Triwulan 3	2021	(37,131,349,376)	516,920,841,406	(22,845,678,021)	120,894,868,682	(0.02299949406845)
224	WIIM	Tahunan	2021	(4,369,153,583)	739,624,931,804	(191,444,795)	276,727,723,674	(0.00270629329677)
225	DVLA	Triwulan 1	2020	32,487,808,000	1,892,850,000	21,072,638,000	103,918,178,000	0.01775328166963
226	DVLA	Triwulan 2	2020	150,129,628,000	14,234,336,000	109,580,597,000	180,576,998,000	0.08203980929833
227	DVLA	Triwulan 3	2020	18,992,536,000	(132,608,161,000)	(42,187,083,000)	78,368,225,000	0.01037865777921
228	DVLA	Tahunan	2020	55,489,805,000	16,679,279,000	122,632,888,000	156,751,158,000	0.03032294877998
229	DVLA	Triwulan 1	2021	(16,913,247,000)	4,723,814,000	(2,922,386,000)	44,713,011,000	(0.00851318565030)
230	DVLA	Triwulan 2	2021	(74,813,064,000)	46,976,202,000	(11,216,080,000)	92,205,683,000	(0.03765672569555)
231	DVLA	Triwulan 3	2021	(10,087,929,000)	290,881,292,000	88,135,982,000	194,721,237,000	(0.00507770107089)
232	DVLA	Tahunan	2021	(288,607,802,000)	71,194,045,000	(219,811,918,000)	99,193,108,000	(0.14526907805180)



No.	Kode Emiten	Keterangan	Tahun	TACit	ΔREVitt	ΔRECit	ΔAit	TACit/Ait-1
233	KAEF	Triwulan 1	2020	174,169,051,000	587,451,121,000	(333,642,104,000)	(1,153,286,615,000)	0.00949001345726
234	KAEF	Triwulan 2	2020	268,791,020,000	162,984,138,000	(192,639,146,000)	(838,877,965,000)	0.01464571565901
235	KAEF	Triwulan 3	2020	218,165,907,000	166,783,628,000	(198,060,301,000)	(665,221,764,000)	0.01188728641395
236	KAEF	Tahunan	2020	(998,549,428,000)	605,637,547,000	(590,022,444,000)	(790,060,462,000)	(0.05440833176185)
237	KAEF	Triwulan 1	2021	525,567,553,000	(102,083,697,000)	208,135,908,000	(96,922,698,000)	0.02992501503350
238	KAEF	Triwulan 2	2021	712,615,832,000	870,720,777,000	682,863,528,000	220,414,961,000	0.04057525881113
239	KAEF	Triwulan 3	2021	1,248,083,719,000	2,447,903,740,000	734,974,023,000	1,282,516,576,000	0.07106398376564
240	KAEF	Tahunan	2021	65,963,811,000	2,851,453,570,000	417,230,668,000	197,378,366,000	0.00375587881058
241	SIDO	Triwulan 1	2020	22,131,000,000	17,039,000,000	(16,765,000,000)	206,486,000,000	0.00627019198160
242	SIDO	Triwulan 2	2020	60,561,000,000	49,629,000,000	(69,565,000,000)	(85,418,000,000)	0.01715824393826
243	SIDO	Triwulan 3	2020	8,848,000,000	128,668,000,000	(37,450,000,000)	170,056,000,000	0.00250683017727
244	SIDO	Tahunan	2020	(101,738,000,000)	267,977,000,000	134,352,000,000	319,959,000,000	(0.02882458053518)
245	SIDO	Triwulan 1	2021	17,464,000,000	62,700,000,000	(167,419,000,000)	157,905,000,000	0.00453667422086
246	SIDO	Triwulan 2	2021	121,645,000,000	195,089,000,000	(102,781,000,000)	(258,410,000,000)	0.03160007647715
247	SIDO	Triwulan 3	2021	(33,733,000,000)	519,166,000,000	(136,921,000,000)	(198,663,000,000)	(0.00876291980602)
248	SIDO	Tahunan	2021	61,581,000,000	685,569,000,000	301,000,000	219,454,000,000	0.01599707599605
249	SCPI	Triwulan 1	2020	(123,271,678,000)	335,554,039,000	230,271,209,000	363,546,195,000	(0.08695162171649)
250	SCPI	Triwulan 2	2020	(52,885,750,000)	517,369,444,000	159,791,053,000	344,998,024,000	(0.03730379761840)
251	SCPI	Triwulan 3	2020	(110,971,081,000)	705,178,242,000	162,257,597,000	353,369,700,000	(0.07827520167756)
252	SCPI	Tahunan	2020	(60,009,280,000)	1,052,030,006,000	209,439,030,000	180,577,338,000	(0.04232849182144)
253	SCPI	Triwulan 1	2021	(172,559,617,000)	(326,023,561,000)	(153,395,634,000)	(130,031,515,000)	(0.10796572100521)
254	SCPI	Triwulan 2	2021	(393,287,483,000)	(461,500,274,000)	(212,216,704,000)	(18,653,126,000)	(0.24606896678740)
255	SCPI	Triwulan 3	2021	(325,944,446,000)	(525,338,726,000)	(46,554,187,000)	(132,290,392,000)	(0.20393431401759)
256	SCPI	Tahunan	2021	(342,734,499,000)	(734,106,831,000)	(235,913,593,000)	(386,120,980,000)	(0.21443938008911)



No.	Kode Emiten	Keterangan Tahun	TAC <sub>t</sub> /A <sub>t-1</sub> = α1 (1/A <sub>t-1</sub> ) + α2 ((ΔREV <sub>t</sub> -REC <sub>t</sub> )/A <sub>t-1</sub> ) + α3 (PPE <sub>t</sub> /A <sub>t-1</sub> ) + eit		α1	α2	α3		
			TAC <sub>t</sub> /A <sub>t-1</sub>	1/A <sub>t-1</sub>				((ΔREV <sub>t</sub> -REC <sub>t</sub> )/A <sub>t-1</sub> )	PPE <sub>t</sub> /A <sub>t-1</sub>
41	IMPC	Triwulan 1 2020	-0.010932462	0.00000000000000400	0.02616405006	0.53120357060	0.489	0.082	-0.084
42	IMPC	Triwulan 2 2020	-0.030842723	0.00000000000000400	0.05875591982	0.52513048822	-0.489	0.082	-0.084
43	IMPC	Triwulan 3 2020	-0.028208721	0.00000000000000400	0.07830337407	0.54582693292	-0.489	0.082	-0.084
44	IMPC	Tahunan 2020	-0.044439684	0.00000000000000400	0.09219293956	0.54685895558	-0.489	0.082	-0.084
45	IMPC	Triwulan 1 2021	-0.026677889	0.00000000000000371	0.05769876321	0.51145079804	-0.489	0.082	-0.084
46	IMPC	Triwulan 2 2021	-0.009542542	0.00000000000000371	0.12318610190	0.51507380902	-0.489	0.082	-0.084
47	IMPC	Triwulan 3 2021	0.009356164	0.00000000000000371	0.13278970529	0.52726492967	-0.489	0.082	-0.084
48	IMPC	Tahunan 2021	-0.014411054	0.00000000000000371	0.15520636546	0.53790424192	-0.489	0.082	-0.084
49	PBID	Triwulan 1 2020	0.046077327	0.00000000000000428	(0.09303616640)	0.33526279188	-0.515	0.945	-0.641
50	PBID	Triwulan 2 2020	0.002732893	0.00000000000000428	(0.16275118784)	0.33479454666	-0.515	0.945	-0.641
51	PBID	Triwulan 3 2020	-0.027931152	0.00000000000000428	(0.26083120968)	0.36093471567	-0.515	0.945	-0.641
52	PBID	Tahunan 2020	-0.069435869	0.00000000000000428	(0.30890858902)	0.36295398890	-0.515	0.945	-0.641
53	PBID	Triwulan 1 2021	0.040294468	0.00000000000000413	0.00723665394	0.36369996678	-0.515	0.945	-0.641
54	PBID	Triwulan 2 2021	0.120509409	0.00000000000000413	0.08695471531	0.36669550792	-0.515	0.945	-0.641
55	PBID	Triwulan 3 2021	0.128986308	0.00000000000000413	0.15858738937	0.37068072979	-0.515	0.945	-0.641
56	PBID	Tahunan 2021	0.112404606	0.00000000000000413	0.21116776449	0.44380186682	-0.515	0.945	-0.641
57	TRST	Triwulan 1 2020	-0.013133326	0.00000000000000230	(0.01526974304)	1.61649289832	0.792	0.108	0.349
58	TRST	Triwulan 2 2020	-0.028560113	0.00000000000000230	0.00683161603	1.42011240876	0.792	0.108	0.349
59	TRST	Triwulan 3 2020	-0.047185796	0.00000000000000230	0.03567064811	1.48958749857	0.792	0.108	0.349
60	TRST	Tahunan 2020	-0.054121178	0.00000000000000230	0.08979918546	1.40518279267	0.792	0.108	0.349
61	TRST	Triwulan 1 2021	0.003591981	0.00000000000000238	0.01613332130	1.49122419759	0.792	0.108	0.349
62	TRST	Triwulan 2 2021	0.009544334	0.00000000000000238	0.02616571041	1.49518991727	0.792	0.108	0.349
63	TRST	Triwulan 3 2021	0.014922561	0.00000000000000238	0.07982697588	1.49422857711	0.792	0.108	0.349
64	TRST	Tahunan 2021	0.030408265	0.00000000000000238	0.11266899829	1.50170045065	0.792	0.108	0.349
65	JPPA	Triwulan 1 2020	0.011795985	0.00000000000000040	0.01852808550	0.66600277967	0.792	0.308	0.663
66	JPPA	Triwulan 2 2020	0.025714146	0.00000000000000040	(0.03913331935)	0.67959296739	0.792	0.308	0.663
67	JPPA	Triwulan 3 2020	-0.002036489	0.00000000000000040	(0.07651778088)	0.69192061833	0.792	0.308	0.663
68	JPPA	Tahunan 2020	-0.107971458	0.00000000000000038	(0.05998158786)	0.71051268635	0.792	0.308	0.663
69	JPPA	Triwulan 1 2021	0.017268424	0.00000000000000039	0.03898436946	0.73818827702	0.792	0.308	0.663
70	JPPA	Triwulan 2 2021	0.077669607	0.00000000000000039	0.14840084064	0.74844723441	0.792	0.308	0.663
71	JPPA	Triwulan 3 2021	0.089879068	0.00000000000000039	0.22432432328	0.76679870652	0.792	0.308	0.663
72	JPPA	Tahunan 2021	0.055088749	0.00000000000000039	0.28689996362	0.78747167822	0.792	0.308	0.663
73	SIPD	Triwulan 1 2020	-0.005469499	0.00000000000000405	0.06996741532	0.80425758046	0.833	1.061	-0.126
74	SIPD	Triwulan 2 2020	0.021526692	0.00000000000000405	0.06187527648	0.81409167016	0.833	1.061	-0.126
75	SIPD	Triwulan 3 2020	0.013130602	0.00000000000000405	0.05208165961	0.81976555705	0.833	1.061	-0.126
76	SIPD	Tahunan 2020	0.073173673	0.00000000000000405	0.0966606015	0.81066726351	0.833	1.061	-0.126
77	SIPD	Triwulan 1 2021	-0.033644445	0.00000000000000386	0.04680718129	0.79562412018	0.833	1.061	-0.126
78	SIPD	Triwulan 2 2021	0.057072719	0.00000000000000386	0.26088782614	0.80060435428	0.833	1.061	-0.126
79	SIPD	Triwulan 3 2021	0.025443817	0.00000000000000386	0.34889368841	0.80962107334	0.833	1.061	-0.126
80	SIPD	Tahunan 2021	0.055214061	0.00000000000000382	0.36982090115	0.75320463126	0.833	1.061	-0.126

Model	(Constant)	Unstandardized Coefficients	Standardized Coefficients	t	Sig.
T	VAR00002	.335	.270	.870	.374
	VAR00003	-5.207E+11	1.143E+12	-489	.652
	VAR00004	.031	.330	.082	.929
		-.107	1.034	-.084	.923

a. Dependent Variable: VAR00001

Model	(Constant)	Unstandardized Coefficients	Standardized Coefficients	t	Sig.
T	VAR00002	2.484	.978	2.541	.064
	VAR00003	-4.702E+12	2.250E+12	-515	.105
	VAR00004	-.1387	.644	-.641	.054
					.098

a. Dependent Variable: VAR00001

Model	(Constant)	Unstandardized Coefficients	Standardized Coefficients	t	Sig.
T	VAR00002	-1.551	.337	-4.607	.010
	VAR00003	5.522E+12	1.458E+12	.792	3.786
	VAR00004	.164	.088	.349	1.672
					.170

a. Dependent Variable: VAR00001

Model	(Constant)	Unstandardized Coefficients	Standardized Coefficients	t	Sig.
T	VAR00002	-3.373	1.699	-1.985	.118
	VAR00003	6.890E+13	2.875E+13	.792	2.393
	VAR00004	.937	1.001	.663	.937
					.402

a. Dependent Variable: VAR00001

Model	(Constant)	Unstandardized Coefficients	Standardized Coefficients	t	Sig.
T	VAR00002	-.927	.775	-1.195	.298
	VAR00003	2.737E+12	1.894E+12	.833	1.446
	VAR00004	-.215	.805	-.126	.268
					.802

a. Dependent Variable: VAR00001

No.	Kode Emiten	Keterangan	Tahun	TAC <sub>it</sub> /Ait-1 = α1 (1/Ait-1) + α2 (ΔREV <sub>it</sub> -ΔREC <sub>it</sub> /Ait-1) + α3 (PPE <sub>it</sub> /Ait-1) + ε <sub>it</sub>		α1	α2	α3		
				TAC <sub>it</sub> /Ait-1	1/Ait-1				(ΔREV <sub>it</sub> -ΔREC <sub>it</sub> /Ait-1)	PPE <sub>it</sub> /Ait-1
81	FASW	Triwulan 1	2020	-0.050564963	0.0000000000000093	(0.04380131799)	0.15153162846	-0.303	0.447	-0.261
82	FASW	Triwulan 2	2020	0.001012401	0.0000000000000093	(0.03672144001)	0.15153162846	-0.303	0.447	-0.261
83	FASW	Triwulan 3	2020	-0.019005538	0.0000000000000093	(0.04069543896)	0.15392890028	-0.303	0.447	-0.261
84	FASW	Tahunan	2020	-0.009448109	0.0000000000000093	(0.03927280088)	0.15394122825	-0.303	0.447	-0.261
85	FASW	Triwulan 1	2021	0.010564626	0.0000000000000087	0.01211399870	0.14376519364	-0.303	0.447	-0.261
86	FASW	Triwulan 2	2021	0.041235228	0.0000000000000087	0.09109015826	0.14414189679	-0.303	0.447	-0.261
87	FASW	Triwulan 3	2021	0.049413604	0.0000000000000087	0.18188360958	0.14414189679	-0.303	0.447	-0.261
88	FASW	Tahunan	2021	0.03854845	0.0000000000000087	0.27587803886	0.15017670392	-0.303	0.447	-0.261
89	KDSI	Triwulan 1	2020	-0.053700087	0.00000000000000798	(0.05677250363)	0.83332183571	-0.702	0.753	0.322
90	KDSI	Triwulan 2	2020	0.018610392	0.00000000000000798	(0.13111429607)	0.83609142712	-0.702	0.753	0.322
91	KDSI	Triwulan 3	2020	0.002303821	0.00000000000000798	(0.21362998507)	0.83319588655	-0.702	0.753	0.322
92	KDSI	Tahunan	2020	1.499253312	0.00000000000000798	(0.25732769873)	0.83557658564	-0.702	0.753	0.322
93	KDSI	Triwulan 1	2021	-0.013428278	0.00000000000000803	0.00094612596	0.84274273493	-0.702	0.753	0.322
94	KDSI	Triwulan 2	2021	0.109673384	0.00000000000000803	0.06619736693	0.84464886194	-0.702	0.753	0.322
95	KDSI	Triwulan 3	2021	0.153724438	0.00000000000000803	0.13812369671	0.84851388554	-0.702	0.753	0.322
96	KDSI	Tahunan	2021	1.83404612	0.00000000000000803	0.22617112297	0.84879139140	-0.702	0.753	0.322
97	INDS	Triwulan 1	2020	-0.005960745	0.00000000000000353	(0.02333805593)	0.63406595967	0.632	0.258	0.283
98	INDS	Triwulan 2	2020	-0.026576048	0.00000000000000353	(0.03023209059)	0.63541034626	0.632	0.258	0.283
99	INDS	Triwulan 3	2020	-0.060271666	0.00000000000000353	(0.12612596951)	0.64004602467	0.632	0.258	0.283
100	INDS	Tahunan	2020	0.021727801	0.00000000000000353	(0.15796524744)	0.66331868715	0.632	0.258	0.283
101	INDS	Triwulan 1	2021	0.031371616	0.00000000000000354	(0.02227911884)	0.64392276913	0.632	0.258	0.283
102	INDS	Triwulan 2	2021	0.061436804	0.00000000000000354	0.09488780848	0.64435993868	0.632	0.258	0.283
103	INDS	Triwulan 3	2021	0.104357982	0.00000000000000354	0.18740986521	0.64451458151	0.632	0.258	0.283
104	INDS	Tahunan	2021	0.056038758	0.00000000000000354	0.28885879584	0.64300526986	0.632	0.258	0.283
105	SMSM	Triwulan 1	2020	-0.022135314	0.00000000000000322	(0.01567019560)	0.90016128196	-1.512	0.293	1.141
106	SMSM	Triwulan 2	2020	-0.022361579	0.00000000000000322	0.00807471948	0.88737459289	-1.512	0.293	1.141
107	SMSM	Triwulan 3	2020	-0.069011365	0.00000000000000322	(0.06748802133)	0.90224980455	-1.512	0.293	1.141
108	SMSM	Tahunan	2020	-0.130432726	0.00000000000000322	(0.15852237268)	0.84975415041	-1.512	0.293	1.141
109	SMSM	Triwulan 1	2021	-0.010787356	0.00000000000000296	0.02061515746	0.78575901948	-1.512	0.293	1.141
110	SMSM	Triwulan 2	2021	-0.028464008	0.00000000000000296	0.12433647378	0.80496313760	-1.512	0.293	1.141
111	SMSM	Triwulan 3	2021	0.05376525	0.00000000000000296	0.18161910173	0.80949280201	-1.512	0.293	1.141
112	SMSM	Tahunan	2021	0.07076112	0.00000000000000296	0.23934017987	0.81925572489	-1.512	0.293	1.141
113	SCCO	Triwulan 1	2020	-0.059058947	0.00000000000000227	(0.01255592163)	0.40988356020	1.042	-0.073	-0.503
114	SCCO	Triwulan 2	2020	-0.049243707	0.00000000000000227	(0.08772630326)	0.41160521118	1.042	-0.073	-0.503
115	SCCO	Triwulan 3	2020	-0.101526933	0.00000000000000227	(0.11647922974)	0.41519399672	1.042	-0.073	-0.503
116	SCCO	Tahunan	2020	-0.219896064	0.00000000000000227	(0.12265966448)	0.61647414194	1.042	-0.073	-0.503
117	SCCO	Triwulan 1	2021	0.068925896	0.00000000000000267	(0.04711765293)	0.49467023568	1.042	-0.073	-0.503
118	SCCO	Triwulan 2	2021	0.063216409	0.00000000000000267	0.09082210334	0.49793264075	1.042	-0.073	-0.503
119	SCCO	Triwulan 3	2021	0.059687769	0.00000000000000267	0.11493365661	0.50531461010	1.042	-0.073	-0.503
120	SCCO	Tahunan	2021	0.0241092	0.00000000000000267	0.10371519919	0.49387100853	1.042	-0.073	-0.503

Model	Unstandardized Coefficients	Std. Error	Standardized Coefficients		t	Sig.
			B	Beta		
1 (Constant)	.593	.335			1.771	.151
VAR00002	-3.250E+12	1.028E+13		-.303	-316	.768
VAR00003	.145	.166		.447	.874	.431
VAR00004	-2.028	5.603		-.261	-.362	.736

a. Dependent Variable: VAR00001

Model	Unstandardized Coefficients	Std. Error	Standardized Coefficients		t	Sig.
			B	Beta		
1 (Constant)	129.209	172.503			.749	.495
VAR00002	-2.004E+14	4.388E+14		-.702	-.457	.672
VAR00003	6.706	8.361		.753	.802	.467
VAR00004	37.254	243.152		.322	.153	.886

a. Dependent Variable: VAR00001

Model	Unstandardized Coefficients	Std. Error	Standardized Coefficients		t	Sig.
			B	Beta		
1 (Constant)	-23.101	11.050			-2.091	.105
VAR00002	6.235E+13	3.130E+13		.632	1.992	.117
VAR00003	.122	.150		.258	.816	.460
VAR00004	1.670	1.361		.283	1.227	.287

a. Dependent Variable: VAR00001

Model	Unstandardized Coefficients	Std. Error	Standardized Coefficients		t	Sig.
			B	Beta		
1 (Constant)	.789	.612			1.280	.267
VAR00002	-6.536E+12	3.853E+12		-1.512	-1.800	.146
VAR00003	.194	.271		.293	.715	.514
VAR00004	1.562	.899		1.141	1.737	.157

a. Dependent Variable: VAR00001

Model	Unstandardized Coefficients	Std. Error	Standardized Coefficients		t	Sig.
			B	Beta		
1 (Constant)	-.887	.167			-5.321	.006
VAR00002	4.932E+12	7.034E+11		1.042	7.012	.002
VAR00003	-.141	.280		-.073	-.501	.643
VAR00004	-.734	.145		-.503	-5.059	.007

a. Dependent Variable: VAR00001



No.	Kode Emiten	Keterangan	Tahun	TACH/Ait-1 = a1 (1/Ait-1) + a2 ((AREV-it-ARECH/Ait-1) + a3 (PPEH/Ait-1) + eit			a1	a2	a3
				TACH/Ait-1	1/Ait-1	((AREV-it-ARECH/Ait-1) + a3 (PPEH/Ait-1) + eit			
161	GOOD	Triwulan 1	2020	-0.008436353	0.00000000000000198	(0.05960916486)	0.83594178978	-0.239	-1.051
162	GOOD	Triwulan 2	2020	-0.072851353	0.00000000000000198	(0.08280441552)	0.86789824489	-0.239	-1.051
163	GOOD	Triwulan 3	2020	-0.086554898	0.00000000000000198	(0.10757969548)	0.90982095370	-0.239	-1.051
164	GOOD	Tahunan	2020	-0.124180944	0.00000000000000198	(0.14815719010)	1.02943176712	-0.239	-1.051
165	GOOD	Triwulan 1	2021	0.006608773	0.00000000000000152	(0.04164157677)	0.75879106396	0.027	-0.239
166	GOOD	Triwulan 2	2021	-0.005920862	0.00000000000000152	0.02511367108	0.75680323779	0.027	-0.239
167	GOOD	Triwulan 3	2021	-0.026833451	0.00000000000000152	0.08393871903	0.76248020165	0.027	-0.239
168	GOOD	Tahunan	2021	-0.032548555	0.00000000000000150	0.14689476357	0.77754798402	0.027	-0.239
169	MLBI	Triwulan 1	2020	-0.16006317	0.00000000000000345	0.09410138249	0.98339287872	-0.212	-0.319
170	MLBI	Triwulan 2	2020	-0.056013739	0.00000000000000345	(0.04852103074)	0.99866204111	-0.212	-0.319
171	MLBI	Triwulan 3	2020	-0.114011978	0.00000000000000345	(0.23931238026)	1.00993665752	-0.212	-0.319
172	MLBI	Tahunan	2020	-0.202637947	0.00000000000000345	(0.41509794784)	1.00728317713	-0.212	-0.319
173	MLBI	Triwulan 1	2021	-0.100729683	0.00000000000000344	0.02852420957	1.01762315451	-0.212	-0.319
174	MLBI	Triwulan 2	2021	-0.088124027	0.00000000000000344	0.13741025134	1.02476418136	-0.212	-0.319
175	MLBI	Triwulan 3	2021	-0.09649604	0.00000000000000344	0.15023981702	1.04489711686	-0.212	-0.319
176	MLBI	Tahunan	2021	-0.172714687	0.00000000000000344	0.17068230479	0.99485799290	-0.212	-0.319
177	MYOR	Triwulan 1	2020	-0.027386731	0.00000000000000053	0.00304868444	0.57840524290	-0.348	0.573
178	MYOR	Triwulan 2	2020	-0.079153639	0.00000000000000053	0.03631696674	0.59002012546	-0.348	0.573
179	MYOR	Triwulan 3	2020	-0.071865377	0.00000000000000053	0.02939890042	0.59837227536	-0.348	0.573
180	MYOR	Tahunan	2020	-0.084970629	0.00000000000000053	(0.00587125231)	0.60985647156	-0.348	0.573
181	MYOR	Triwulan 1	2021	-0.034196878	0.00000000000000051	0.08605803027	0.59424584518	-0.348	0.573
182	MYOR	Triwulan 2	2021	0.002727979	0.00000000000000051	0.148440664064	0.61528491739	-0.348	0.573
183	MYOR	Triwulan 3	2021	0.002643779	0.00000000000000051	0.12463520526	0.62963878706	-0.348	0.573
184	MYOR	Tahunan	2021	0.008550001	0.00000000000000051	0.15066542573	0.64602520448	-0.348	0.573
185	PSGO	Triwulan 1	2020	-0.008910623	0.00000000000000307	0.00927230852	0.30687902258	-1.161	-0.499
186	PSGO	Triwulan 2	2020	-0.030921157	0.00000000000000307	0.0365537185	0.33758555611	-1.161	-0.499
187	PSGO	Triwulan 3	2020	-0.043633364	0.00000000000000307	0.05166429039	0.35019975531	-1.161	-0.499
188	PSGO	Tahunan	2020	-0.077682948	0.00000000000000307	0.05511779453	0.37617262276	-1.161	-0.499
189	PSGO	Triwulan 1	2021	0.005801456	0.00000000000000294	0.02286547707	0.36600150171	-1.161	-0.499
190	PSGO	Triwulan 2	2021	0.015215391	0.00000000000000294	0.03470377243	0.37140780707	-1.161	-0.499
191	PSGO	Triwulan 3	2021	-0.030573448	0.00000000000000294	0.09968705031	0.37771887169	-1.161	-0.499
192	PSGO	Tahunan	2021	-0.04561295	0.00000000000000294	0.20976534839	0.38438170569	-1.161	-0.499
193	ROTI	Triwulan 1	2020	-0.024723716	0.00000000000000214	0.02562866801	0.76011059475	-0.228	0.428
194	ROTI	Triwulan 2	2020	-0.00047288	0.00000000000000214	0.04032995589	0.77005071947	-0.228	0.428
195	ROTI	Triwulan 3	2020	-0.040929694	0.00000000000000214	0.03077466583	0.70962696680	-0.228	0.428
196	ROTI	Tahunan	2020	-0.067914481	0.00000000000000214	0.00230813705	0.732220841262	-0.228	0.428
197	ROTI	Triwulan 1	2021	-0.028730512	0.00000000000000225	(0.02822058486)	0.78084880435	-0.228	0.428
198	ROTI	Triwulan 2	2021	-0.029987965	0.00000000000000225	(0.02871486598)	0.79297937106	-0.228	0.428
199	ROTI	Triwulan 3	2021	-0.013378479	0.00000000000000225	(0.00228270217)	0.79603459637	-0.228	0.428
200	ROTI	Tahunan	2021	-0.08136723	0.00000000000000225	0.00941871377	0.79603459637	-0.228	0.428

Model	Unstandardized Coefficients	Std. Error	Standardized Coefficients		t	Sig.
			B	Beta		
1 (Constant)	.373	.080			4.649	.010
VAR00002	5.021E+10	6.088E+11		.027	.082	.938
VAR00003	-.200	.181		-.239	-1.104	.331
VAR00004	-.501	.136		-1.051	-3.676	.021

a. Dependent Variable: VAR00001

Model	Unstandardized Coefficients	Std. Error	Standardized Coefficients		t	Sig.
			B	Beta		
1 (Constant)	5.680	26.015			.218	.838
VAR00002	-1.96E+13	7.277E+13		-.212	-.270	.801
VAR00003	-.214	.442		-.319	-.484	.654
VAR00004	.968	1.467		.374	.660	.545

a. Dependent Variable: VAR00001

Model	Unstandardized Coefficients	Std. Error	Standardized Coefficients		t	Sig.
			B	Beta		
1 (Constant)	.676	1.383			.489	.650
VAR00002	-1.26E+13	2.661E+13		-.348	-.477	.658
VAR00003	.363	.522		.573	.676	.536
VAR00004	-.127	.714		-.073	-.178	.867

a. Dependent Variable: VAR00001

Model	Unstandardized Coefficients	Std. Error	Standardized Coefficients		t	Sig.
			B	Beta		
1 (Constant)	1.803	.291			6.204	.003
VAR00002	-5.053E+12	7.848E+11		-1.161	-6.438	.003
VAR00003	-.234	.080		-.489	-2.932	.043
VAR00004	-.828	.236		-.712	-3.510	.025

a. Dependent Variable: VAR00001

Model	Unstandardized Coefficients	Std. Error	Standardized Coefficients		t	Sig.
			B	Beta		
1 (Constant)	-.173	.725			-.238	.823
VAR00002	-1.047E+12	4.773E+12		-.228	-.219	.837
VAR00003	.709	1.128		.428	.629	.564
VAR00004	.465	.669		.550	.695	.525

a. Dependent Variable: VAR00001

No.	Kode Emiten	Keterangan	Tahun	TAC <sub>t</sub> /Ait-1 = α1 (1/Ait-1) + α2 ((ΔREV <sub>t</sub> -ΔREC <sub>t</sub> /Ait-1) + α3 (PPE <sub>t</sub> /Ait-1) + eit			α1	α2	α3	
				TAC <sub>t</sub> /Ait-1	1/Ait-1	((ΔREV <sub>t</sub> -ΔREC <sub>t</sub> /Ait-1) + α3 (PPE <sub>t</sub> /Ait-1) + eit)				
201	STTP	Triwulan 1	2020	-0.010555888	0.0000000000000347	0.01933642469	0.66660008327	-0.590	-0.192	-0.470
202	STTP	Triwulan 2	2020	-0.025347934	0.0000000000000347	0.08079760952	0.68694310733	-0.590	-0.192	-0.470
203	STTP	Triwulan 3	2020	-0.058640526	0.0000000000000347	0.10307797944	0.69615371699	-0.590	-0.192	-0.470
204	STTP	Tahunan	2020	-0.103283107	0.0000000000000347	0.14853355831	0.82553525427	-0.590	-0.192	-0.470
205	STTP	Triwulan 1	2021	0.01010891	0.0000000000000290	0.00025712060	0.69066658135	-0.590	-0.192	-0.470
206	STTP	Triwulan 2	2021	0.02592452	0.0000000000000290	0.03641586506	0.69648086816	-0.590	-0.192	-0.470
207	STTP	Triwulan 3	2021	0.016746968	0.0000000000000290	0.05315823148	0.70177826751	-0.590	-0.192	-0.470
208	STTP	Tahunan	2021	-0.00196559	0.0000000000000290	0.10645707694	0.71278266089	-0.590	-0.192	-0.470
209	ULTJ	Triwulan 1	2020	0.065770618	0.0000000000000151	0.02293664055	0.49653805402	2.247	0.568	-1.516
210	ULTJ	Triwulan 2	2020	0.057017999	0.0000000000000151	0.02627495641	0.50274346886	2.247	0.568	-1.516
211	ULTJ	Triwulan 3	2020	0.08087742	0.0000000000000151	(0.00888699299)	0.52159123615	2.247	0.568	-1.516
212	ULTJ	Tahunan	2020	-0.016251535	0.0000000000000151	(0.03115630327)	0.5314469294	2.247	0.568	-1.516
213	ULTJ	Triwulan 1	2021	-0.001002843	0.0000000000000114	(0.01637332656)	0.41235848371	2.247	0.568	-1.516
214	ULTJ	Triwulan 2	2021	-0.014821371	0.0000000000000114	0.01317791539	0.41560232924	2.247	0.568	-1.516
215	ULTJ	Triwulan 3	2021	-0.03245639	0.0000000000000114	0.03325212963	0.41859109475	2.247	0.568	-1.516
216	ULTJ	Tahunan	2021	-0.015724489	0.0000000000000114	0.06702195858	0.47045961009	2.247	0.568	-1.516
217	WIIM	Triwulan 1	2020	-0.051074212	0.0000000000000770	0.05583781229	0.58415310609	-8.628	-1.374	7.659
218	WIIM	Triwulan 2	2020	-0.060977785	0.0000000000000770	0.14147143544	0.58624795063	-8.628	-1.374	7.659
219	WIIM	Triwulan 3	2020	-0.083643621	0.0000000000000770	0.29077321138	0.59331978538	-8.628	-1.374	7.659
220	WIIM	Tahunan	2020	-0.033126017	0.0000000000000770	0.43580739606	0.60712105227	-8.628	-1.374	7.659
221	WIIM	Triwulan 1	2021	0.019326549	0.0000000000000619	0.13656661067	0.48733676881	-8.628	-1.374	7.659
222	WIIM	Triwulan 2	2021	-0.029182232	0.0000000000000619	0.23248428059	0.49180378494	-8.628	-1.374	7.659
223	WIIM	Triwulan 3	2021	-0.022999494	0.0000000000000619	0.33433627031	0.50246277313	-8.628	-1.374	7.659
224	WIIM	Tahunan	2021	-0.002706293	0.0000000000000619	0.45824896351	0.50824533893	-8.628	-1.374	7.659
225	DVLA	Triwulan 1	2020	0.017753282	0.0000000000000546	(0.01048098347)	0.39675811587	0.276	-0.633	-0.070
226	DVLA	Triwulan 2	2020	0.082039809	0.0000000000000546	(0.05210290050)	0.41120245984	0.276	-0.633	-0.070
227	DVLA	Triwulan 3	2020	0.010378658	0.0000000000000546	(0.04941148589)	0.41316126965	0.276	-0.633	-0.070
228	DVLA	Tahunan	2020	0.030322949	0.0000000000000546	(0.05789938996)	0.44109097197	0.276	-0.633	-0.070
229	DVLA	Triwulan 1	2021	-0.008513186	0.0000000000000503	0.00384867082	0.41288350644	0.276	-0.633	-0.070
230	DVLA	Triwulan 2	2021	-0.037656726	0.0000000000000503	0.02929075062	0.42189360864	0.276	-0.633	-0.070
231	DVLA	Triwulan 3	2021	-0.005077701	0.0000000000000503	0.10205068629	0.40579847101	0.276	-0.633	-0.070
232	DVLA	Tahunan	2021	-0.145269078	0.0000000000000503	0.14647617861	0.40873198899	0.276	-0.633	-0.070

Model	t	Unstandardized Coefficients		Std. Error	Beta	t	Sig.
		B	Std. Error				
(Constant)		.559	.126			4.422	.011
VAR00002		-8.418E+11	1.850E+11			-5.60	.011
VAR00003		-.167	.165			-1.013	.368
VAR00004		-.420	.157			-2.670	.056

a. Dependent Variable: VAR00001

Model	t	Unstandardized Coefficients		Std. Error	Beta	t	Sig.
		B	Std. Error				
(Constant)		-.034	.089			-.385	.720
VAR00002		4.098E+12	1.233E+12			2.247	.029
VAR00003		.893	.455			1.982	.121
VAR00004		-1.105	.462			-2.393	.075

a. Dependent Variable: VAR00001

Model	t	Unstandardized Coefficients		Std. Error	Beta	t	Sig.
		B	Std. Error				
(Constant)		-.163	.327			-.499	.644
VAR00002		-3.486E+12	2.840E+12			-8.628	.287
VAR00003		-.308	.282			-1.374	.336
VAR00004		4.827	4.327			1.116	.327

a. Dependent Variable: VAR00001

Model	t	Unstandardized Coefficients		Std. Error	Beta	t	Sig.
		B	Std. Error				
(Constant)		-.251	.859			-.292	.785
VAR00002		7.914E+11	1.071E+12			.276	.501
VAR00003		-.729	.442			-1.648	.175
VAR00004		-.362	1.465			-.240	.822

a. Dependent Variable: VAR00001

## LAMPIRAN 8

### Perhitungan Manajemen Laba (NDAit)

No.	Kode Emiten	Keterangan	Tahun	NDA = $\alpha_1 (1/Ait-1) + \alpha_2 ((\Delta REVit-\Delta RECit/Ait-1) + \alpha_3 (PPEit/Ait-1) + eit$			NDA
				$\alpha_1 (1/Ait-1)$	$\alpha_2 ((\Delta REVit-\Delta RECit/Ait-1)$	$\alpha_3 (PPEit/Ait-1)$	
1	INTP	Triwulan 1	2020	0.000000000000669	0.00034970899296078	(2.19559819081658000)	(2.1952484818235600)
2	INTP	Triwulan 2	2020	0.000000000000669	(0.00124810218253385)	(2.21483282867908000)	(2.2160809308615500)
3	INTP	Triwulan 3	2020	0.000000000000669	(0.01038524352880490)	(2.22194661984270000)	(2.2323318633714400)
4	INTP	Tahunan	2020	0.000000000000669	(0.01316010055526340)	(2.29912219617696000)	(2.3122822967321600)
5	INTP	Triwulan 1	2021	0.000000000000678	0.00004067056982801	(2.33193002837993000)	(2.3315253578100400)
6	INTP	Triwulan 2	2021	0.000000000000678	0.00373699538250084	(2.33907842482075000)	(2.3353414294381800)
7	INTP	Triwulan 3	2021	0.000000000000678	0.00222515691539471	(2.34942109413490000)	(2.3471959372194400)
8	INTP	Tahunan	2021	0.000000000000678	0.00542753974156282	(2.40820146864442000)	(2.4027739289027900)
9	SMCB	Triwulan 1	2020	0.0000000000003303	(0.0019120944333021)	(8.76353092653951000)	(8.7654430209725100)
10	SMCB	Triwulan 2	2020	0.0000000000003303	0.00277323467721831	(8.79223662391584000)	(8.7894633892382900)
11	SMCB	Triwulan 3	2020	0.0000000000003303	0.01916394666298160	(8.80379762670731000)	(8.7846336800440000)
12	SMCB	Tahunan	2020	0.0000000000003303	0.04213340264555030	(8.84388176955480000)	(8.8017483669089200)
13	SMCB	Triwulan 1	2021	0.0000000000003117	0.01140925382598480	(8.36097950210060000)	(8.3495702482743000)
14	SMCB	Triwulan 2	2021	0.0000000000003117	(0.00096186940719086)	(8.37835099677526000)	(8.3793128661821400)
15	SMCB	Triwulan 3	2021	0.0000000000003117	0.00543477059763117	(8.41562458414153000)	(8.4101898135435900)
16	SMCB	Tahunan	2021	0.0000000000003117	(0.00345611322142190)	(8.41796963317561000)	(8.4214257463967200)
17	WTON	Triwulan 1	2020	0.0000000000004014	(0.00186714244084295)	(1.45162514747255000)	(1.4534922899130000)
18	WTON	Triwulan 2	2020	0.0000000000004014	0.01674898130011760	(1.48345042806940000)	(1.4667014467688800)
19	WTON	Triwulan 3	2020	0.0000000000004014	0.03420948191079110	(1.48365516073681000)	(1.4494456788256200)
20	WTON	Tahunan	2020	0.0000000000004014	0.05180211756339110	(1.57916074182021000)	(1.5273586242564200)
21	WTON	Triwulan 1	2021	0.0000000000004877	0.02420071381171470	(1.94571590671506000)	(1.9215151929028600)
22	WTON	Triwulan 2	2021	0.0000000000004877	0.02707802081872980	(1.97031210899365000)	(1.9432340881744400)
23	WTON	Triwulan 3	2021	0.0000000000004877	0.02199393563469190	(1.98228259231833000)	(1.9602886566831500)
24	WTON	Tahunan	2021	0.0000000000004877	0.02546852897575260	(2.10578676253084000)	(2.0803182335546000)
25	AGII	Triwulan 1	2020	(0.0000000000004220)	(0.00000397010104003)	(3.21180690245521000)	(3.2118108725566800)
26	AGII	Triwulan 2	2020	(0.0000000000004220)	0.00000045720113147	(3.23984539978749000)	(3.2398449425867800)
27	AGII	Triwulan 3	2020	(0.0000000000004220)	0.00000122290620398	(3.26677739646032000)	(3.2667761735545400)
28	AGII	Tahunan	2020	(0.0000000000004220)	(0.00000601084179132)	(3.33716310515056000)	(3.3371691159927800)
29	AGII	Triwulan 1	2021	(0.0000000000004161)	(0.00001012320791613)	(3.61204304413506000)	(3.6120531673434000)
30	AGII	Triwulan 2	2021	(0.0000000000004161)	(0.00005288018268169)	(3.63807050129341000)	(3.6381233814765100)
31	AGII	Triwulan 3	2021	(0.0000000000004161)	(0.00010311792894096)	(3.64906050572790000)	(3.6491636236572600)
32	AGII	Tahunan	2021	(0.0000000000004161)	(0.00014170946455066)	(3.75788490123792000)	(3.7580266107028900)
33	BUDI	Triwulan 1	2020	0.0000000000006207	0.01300434500412870	(0.98012018066736500)	(0.9671158356626160)
34	BUDI	Triwulan 2	2020	0.0000000000006207	0.02769953133026670	(0.98320368915319100)	(0.9555041578223030)
35	BUDI	Triwulan 3	2020	0.0000000000006207	0.06162532956726310	(0.98961489208995200)	(0.9279895625220680)
36	BUDI	Tahunan	2020	0.0000000000006207	0.05696153067888270	(1.00293518363260000)	(0.9459736529530920)
37	BUDI	Triwulan 1	2021	0.0000000000006284	(0.01441934494248580)	(1.02061188886830000)	(1.0350312338101600)
38	BUDI	Triwulan 2	2021	0.0000000000006284	(0.06338540543441170)	(1.05087383796258000)	(1.1142592433963700)
39	BUDI	Triwulan 3	2021	0.0000000000006284	(0.08783635340719750)	(1.05742593824449000)	(1.1452622916510600)
40	BUDI	Tahunan	2021	0.0000000000006284	(0.07207397248808390)	(1.07185076140556000)	(1.1439247338930100)



No.	Kode Emiten	Keterangan	Tahun	NDA = $\alpha_1 (1/Ait-1) + \alpha_2 ((\Delta REVit - \Delta RECit / Ait-1) + \alpha_3 (PPEit / Ait-1) + eit$			NDA
				$\alpha_1 (1/Ait-1)$	$\alpha_2 ((\Delta REVit - \Delta RECit / Ait-1)$	$\alpha_3 (PPEit / Ait-1)$	
41	IMPC	Triwulan 1	2020	(0.0000000000001955)	0.00214545210459790	(0.04462109993045010)	(0.0424756478260477)
42	IMPC	Triwulan 2	2020	(0.0000000000001955)	0.00481798542497211	(0.04411096101083710)	(0.0392929755860605)
43	IMPC	Triwulan 3	2020	(0.0000000000001955)	0.00642087667409133	(0.04584946236526470)	(0.0394285856913689)
44	IMPC	Tahunan	2020	(0.0000000000001955)	0.00755982104428298	(0.04593615226906440)	(0.0383763312249770)
45	IMPC	Triwulan 1	2021	(0.0000000000001813)	0.00473129858326151	(0.04296186703563130)	(0.0382305684525510)
46	IMPC	Triwulan 2	2021	(0.0000000000001813)	0.01010126035606890	(0.04326619995731210)	(0.0331649396014245)
47	IMPC	Triwulan 3	2021	(0.0000000000001813)	0.01088875583359730	(0.04429025409259160)	(0.0334014982591756)
48	IMPC	Tahunan	2021	(0.0000000000001813)	0.01272692196792380	(0.04518395632105730)	(0.0324570343533148)
49	PBID	Triwulan 1	2020	(0.0000000000002202)	(0.08791917724377760)	(0.21490344959713800)	(0.3028226268411360)
50	PBID	Triwulan 2	2020	(0.0000000000002202)	(0.15379987251105900)	(0.21460330440634900)	(0.3684031769176280)
51	PBID	Triwulan 3	2020	(0.0000000000002202)	(0.24648549314814300)	(0.23135915274429600)	(0.4778446458926590)
52	PBID	Tahunan	2020	(0.0000000000002202)	(0.29191861662086100)	(0.23265350688640600)	(0.5245721235074870)
53	PBID	Triwulan 1	2021	(0.0000000000002127)	0.00683863797592600	(0.23313167870685900)	(0.2262930407311460)
54	PBID	Triwulan 2	2021	(0.0000000000002127)	0.08217220596629490	(0.23505182057906300)	(0.1528796146129810)
55	PBID	Triwulan 3	2021	(0.0000000000002127)	0.14986508295567500	(0.23760634779405700)	(0.0877412648385951)
56	PBID	Tahunan	2021	(0.0000000000002127)	0.19955353743928200	(0.28447699663334600)	(0.0849234591942769)
57	TRST	Triwulan 1	2020	0.0000000000001821	(0.00164913224853748)	0.56415602151194900	0.5625068892635930
58	TRST	Triwulan 2	2020	0.0000000000001821	0.00073781453098071	0.49561923065783400	0.4963570451889970
59	TRST	Triwulan 3	2020	0.0000000000001821	0.00385242999611723	0.51986603700179400	0.5237184669980930
60	TRST	Tahunan	2020	0.0000000000001821	0.00969831202959886	0.49040879464306400	0.5001071066728450
61	TRST	Triwulan 1	2021	0.0000000000001885	0.00174239870056913	0.52043724495965800	0.5221796436604150
62	TRST	Triwulan 2	2021	0.0000000000001885	0.00282589672408500	0.52182128112551100	0.5246471778497850
63	TRST	Triwulan 3	2021	0.0000000000001885	0.00862131339497041	0.52148577341145900	0.5301070868066180
64	TRST	Tahunan	2021	0.0000000000001885	0.01216825181556360	0.52409345727763600	0.5362617090933880
65	JPFA	Triwulan 1	2020	0.0000000000000314	0.00570665033314064	0.44155984292084200	0.4472664932540140
66	JPFA	Triwulan 2	2020	0.0000000000000314	(0.01205306235943770)	0.45057013737815200	0.4385170750187460
67	JPFA	Triwulan 3	2020	0.0000000000000314	(0.02356747650953790)	0.45874336995472200	0.4351758934452160
68	JPFA	Tahunan	2020	0.0000000000000297	(0.01847432906099400)	0.47106991104801500	0.4525955819870510
69	JPFA	Triwulan 1	2021	0.0000000000000305	0.01200718579395000	0.48941882766332600	0.5014260134573070
70	JPFA	Triwulan 2	2021	0.0000000000000305	0.04570745891608120	0.49622051641198900	0.5419279753281010
71	JPFA	Triwulan 3	2021	0.0000000000000305	0.06909189157113040	0.50838754242486800	0.5774794339960290
72	JPFA	Tahunan	2021	0.0000000000000305	0.08836518879644390	0.52209372266081400	0.6104589114572880
73	SIPD	Triwulan 1	2020	0.0000000000003371	0.07423542765419850	(0.10133645513808700)	(0.0271010274835517)
74	SIPD	Triwulan 2	2020	0.0000000000003371	0.06564966834534500	(0.10257555044068800)	(0.0369258820950063)
75	SIPD	Triwulan 3	2020	0.0000000000003371	0.05525864084931440	(0.10329046018828800)	(0.0480318193386362)
76	SIPD	Tahunan	2020	0.0000000000003371	0.10255632381992300	(0.10214407520176700)	0.0004122486184933
77	SIPD	Triwulan 1	2021	0.0000000000003213	0.04966241934550780	(0.10024863914225700)	(0.0505862197964275)
78	SIPD	Triwulan 2	2021	0.0000000000003213	0.27680198353163500	(0.10087614863952800)	0.1759258348924280
79	SIPD	Triwulan 3	2021	0.0000000000003213	0.37017620340551900	(0.10201225524037300)	0.2681639481654680
80	SIPD	Tahunan	2021	0.0000000000003181	0.39237997612422700	(0.09490378353854840)	0.2974761925859970

No.	Kode Emiten	Keterangan	Tahun	NDA = $\alpha_1 (1/Ait-1) + \alpha_2 ((\Delta REVit-\Delta RECit/Ait-1) + \alpha_3 (PPEit/Ait-1) + eit$			NDA
				$\alpha_1 (1/Ait-1)$	$\alpha_2 ((\Delta REVit-\Delta RECit/Ait-1)$	$\alpha_3 (PPEit/Ait-1)$	
81	FASW	Triwulan 1	2020	(0.000000000000282)	(0.01957918914362500)	(0.03954975502707660)	(0.0591289441707297)
82	FASW	Triwulan 2	2020	(0.000000000000282)	(0.01641448368562870)	(0.03954975502707660)	(0.0559642387127335)
83	FASW	Triwulan 3	2020	(0.000000000000282)	(0.01819086121590190)	(0.04017544297345080)	(0.0583663041893808)
84	FASW	Tahunan	2020	(0.000000000000282)	(0.01755494199420240)	(0.04017866057370680)	(0.0577336025679373)
85	FASW	Triwulan 1	2021	(0.000000000000263)	0.00541495741699589	(0.03752271553900080)	(0.0321077581220312)
86	FASW	Triwulan 2	2021	(0.000000000000263)	0.04071730074166310	(0.03762103506249090)	0.0030962656791459
87	FASW	Triwulan 3	2021	(0.000000000000263)	0.08130197348329430	(0.03762103506249090)	0.0436809384207771
88	FASW	Tahunan	2021	(0.000000000000263)	0.12331748336929800	(0.03919611972298550)	0.0841213636462865
89	KDSI	Triwulan 1	2020	(0.0000000000005600)	(0.04274974041684660)	0.26832963109922500	0.2255798906818180
90	KDSI	Triwulan 2	2020	(0.0000000000005600)	(0.09872906494193760)	0.26922143953217100	0.1704923745896740
91	KDSI	Triwulan 3	2020	(0.0000000000005600)	(0.16086337875701900)	0.26828907547069800	0.1074256967131190
92	KDSI	Tahunan	2020	(0.0000000000005600)	(0.19376775714305100)	0.26905566057757600	0.0752879034339652
93	KDSI	Triwulan 1	2021	(0.0000000000005635)	0.00071243284458584	0.27136316064811900	0.2720755934921420
94	KDSI	Triwulan 2	2021	(0.0000000000005635)	0.04984661729494730	0.27197693354458300	0.3218235508389670
95	KDSI	Triwulan 3	2021	(0.0000000000005635)	0.10400714362529500	0.27322147114545100	0.3772286147701820
96	KDSI	Tahunan	2021	(0.0000000000005635)	0.17030685559486800	0.27331082803027600	0.4436176836245810
97	INDS	Triwulan 1	2020	0.0000000000002230	(0.00602121842961448)	0.17944066658625800	0.1734194481568670
98	INDS	Triwulan 2	2020	0.0000000000002230	(0.00779987937207833)	0.17982112799176000	0.1720212486199050
99	INDS	Triwulan 3	2020	0.0000000000002230	(0.03254050013412150)	0.18113302498146800	0.1485925248475690
100	INDS	Tahunan	2020	0.0000000000002230	(0.04075503383847460)	0.18771918846213300	0.1469641546238810
101	INDS	Triwulan 1	2021	0.0000000000002236	(0.00574801266010923)	0.18223014366478800	0.1764821310049020
102	INDS	Triwulan 2	2021	0.0000000000002236	0.02448105458772110	0.18235386264509400	0.2068349172330380
103	INDS	Triwulan 3	2021	0.0000000000002236	0.04835174522424570	0.18239761995546600	0.2307493651799360
104	INDS	Tahunan	2021	0.0000000000002236	0.07452556932672520	0.18197049137143200	0.2564960606983800
105	SMSM	Triwulan 1	2020	(0.0000000000004866)	(0.00459136731122591)	1.02708402272174000	1.0224926554100200
106	SMSM	Triwulan 2	2020	(0.0000000000004866)	0.00236589280719773	1.01249441049044000	1.0148603032971500
107	SMSM	Triwulan 3	2020	(0.0000000000004866)	(0.01977399024969900)	1.02946702699502000	1.0096930367448300
108	SMSM	Tahunan	2020	(0.0000000000004866)	(0.04644705519602470)	0.96956948561964200	0.9231224304231300
109	SMSM	Triwulan 1	2021	(0.0000000000004479)	0.00604024113575188	0.89655104123031500	0.9025912823656190
110	SMSM	Triwulan 2	2021	(0.0000000000004479)	0.03643058681817290	0.91846293999809200	0.9548935268158170
111	SMSM	Triwulan 3	2021	(0.0000000000004479)	0.05321439680808260	0.92363128709421900	0.9768456839018540
112	SMSM	Tahunan	2021	(0.0000000000004479)	0.07012667270226920	0.93477078209440500	1.0048974547962300
113	SCCO	Triwulan 1	2020	0.0000000000002368	(0.00091658227866454)	(0.20617143078121200)	(0.2070880130596390)
114	SCCO	Triwulan 2	2020	0.0000000000002368	0.00640402013807021	(0.20703742122257000)	(0.2006334010842630)
115	SCCO	Triwulan 3	2020	0.0000000000002368	0.00850298377073067	(0.20884258034852600)	(0.2003395965775580)
116	SCCO	Tahunan	2020	0.0000000000002368	0.00895415550714928	(0.31008649339802200)	(0.3011323378906360)
117	SCCO	Triwulan 1	2021	0.0000000000002783	0.00344388664038232	(0.24881912854932700)	(0.2453752419086660)
118	SCCO	Triwulan 2	2021	0.0000000000002783	(0.00663001354404596)	(0.25046011829658900)	(0.2570901318403570)
119	SCCO	Triwulan 3	2021	0.0000000000002783	(0.00839015693217531)	(0.25417324888117000)	(0.2625634058130670)
120	SCCO	Tahunan	2021	0.0000000000002784	(0.00757120954092437)	(0.24841711729082400)	(0.2559883268314700)

No.	Kode Emiten	Keterangan	Tahun	NDA = $\alpha_1 (1/Ait-1) + \alpha_2 ((\Delta REVit-\Delta RECit/Ait-1) + \alpha_3 (PPEit/Ait-1) + eit$			NDA
				$\alpha_1 (1/Ait-1)$	$\alpha_2 ((\Delta REVit-\Delta RECit/Ait-1)$	$\alpha_3 (PPEit/Ait-1)$	
121	AISA	Triwulan 1	2020	(0.000000000000968)	(0.00306510658834885)	0.41222003985091200	0.4091549332624660
122	AISA	Triwulan 2	2020	(0.000000000000968)	(0.00494280955351783)	0.40395859528744800	0.3990157857338330
123	AISA	Triwulan 3	2020	(0.000000000000968)	(0.02075917271903290)	0.40412132644467600	0.3833621537255460
124	AISA	Tahunan	2020	(0.000000000000968)	(0.02139759631796400)	0.41121062501939600	0.3898130287013350
125	AISA	Triwulan 1	2021	(0.000000000000900)	(0.00036461656318961)	0.38083668571161500	0.3804720691483360
126	AISA	Triwulan 2	2021	(0.000000000000900)	0.00731827882580509	0.38888618468181600	0.3962044635075310
127	AISA	Triwulan 3	2021	(0.000000000000900)	0.00813317445143240	0.39343836142848500	0.4015715358798280
128	AISA	Tahunan	2021	(0.000000000000900)	0.01937252088804840	0.37580247241316100	0.3951749933011190
129	CEKA	Triwulan 1	2020	(0.000000000005068)	0.05162549101814580	0.02269620836533720	0.0743216993829762
130	CEKA	Triwulan 2	2020	(0.000000000005068)	0.04028648704342740	0.02300777570353080	0.0632942627464514
131	CEKA	Triwulan 3	2020	(0.000000000005068)	0.08113722783410440	0.02329097922563880	0.1044282070592360
132	CEKA	Tahunan	2020	(0.000000000005068)	0.14277052483606900	0.02563753605719010	0.1684080608927530
133	CEKA	Triwulan 1	2021	(0.000000000004506)	0.03257560925805980	0.02187348180712990	0.0544490910647391
134	CEKA	Triwulan 2	2021	(0.000000000004506)	0.16712879950898600	0.02223091570692420	0.1893597152154590
135	CEKA	Triwulan 3	2021	(0.000000000004506)	0.29167584684669700	0.02287973728375590	0.3145555841300020
136	CEKA	Tahunan	2021	(0.000000000004506)	0.40979162223193500	0.02118535436282240	0.4309769765943070
137	CLEO	Triwulan 1	2020	(0.000000000001879)	(0.01898752659468090)	(0.76762539843469800)	(0.7866129250295670)
138	CLEO	Triwulan 2	2020	(0.000000000001879)	0.00125365278154963	(0.80272175320351700)	(0.8014681004221550)
139	CLEO	Triwulan 3	2020	(0.000000000001879)	0.03645396611585320	(0.81537763731928800)	(0.7789236712036230)
140	CLEO	Tahunan	2020	(0.000000000001879)	0.05835442850830050	(0.88138721988925500)	(0.8230327913811430)
141	CLEO	Triwulan 1	2021	(0.000000000001785)	0.02292125209797210	(0.79159690294400200)	(0.7686756508462080)
142	CLEO	Triwulan 2	2021	(0.000000000001785)	(0.01007625340919490)	(0.80961280806591800)	(0.8196890614752920)
143	CLEO	Triwulan 3	2021	(0.000000000001785)	(0.03392793299667180)	(0.81681992708123900)	(0.8507478600780890)
144	CLEO	Tahunan	2021	(0.000000000001785)	(0.06352324529741700)	(0.78466746756366400)	(0.8481907128612590)
145	DLTA	Triwulan 1	2020	0.0000000000007370	0.01796881057524440	(0.34341763944904300)	(0.3254488288730610)
146	DLTA	Triwulan 2	2020	0.0000000000007370	0.04398479700387490	(0.34458947967079200)	(0.3006046826661810)
147	DLTA	Triwulan 3	2020	0.0000000000007370	0.07582360446327730	(0.34589623126287000)	(0.2700726267988560)
148	DLTA	Tahunan	2020	0.0000000000007370	0.08599624544381720	(0.36194058810020500)	(0.2759443426556510)
149	DLTA	Triwulan 1	2021	0.0000000000008576	(0.01193228643892890)	(0.40555723358022000)	(0.4174895200182910)
150	DLTA	Triwulan 2	2021	0.0000000000008576	(0.06434244864908400)	(0.41808553293127200)	(0.4824279815794990)
151	DLTA	Triwulan 3	2021	0.0000000000008576	(0.07237586866449510)	(0.41907821068195800)	(0.4914540793455950)
152	DLTA	Tahunan	2021	0.0000000000008576	(0.07964595716333580)	(0.40401438179300400)	(0.4836603389554820)
153	DMND	Triwulan 1	2020	0.000000000000837	0.00288857280773827	(0.41321154134409100)	(0.4103229685362690)
154	DMND	Triwulan 2	2020	0.000000000000837	(0.00469921217466325)	(0.41524682339640400)	(0.4199460355709830)
155	DMND	Triwulan 3	2020	0.000000000000837	(0.02126438041083530)	(0.41814178450597600)	(0.4394061649167280)
156	DMND	Tahunan	2020	0.000000000000837	(0.02447973315865600)	(0.50617610724491600)	(0.5306558404034890)
157	DMND	Triwulan 1	2021	0.000000000000820	(0.00024848036435344)	(0.45699658735515300)	(0.4572450677194240)
158	DMND	Triwulan 2	2021	0.000000000000820	0.01802768421434350	(0.46567248854794100)	(0.4476448043335160)
159	DMND	Triwulan 3	2021	0.000000000000820	0.02250651652155970	(0.47571539006710200)	(0.4532088735454600)
160	DMND	Tahunan	2021	0.000000000000820	0.03048574350275440	(0.44561938817435600)	(0.4151336446715200)

No.	Kode Emiten	Keterangan	Tahun	NDA = $\alpha_1 (1/Ait-1) + \alpha_2 ((\Delta REVit-\Delta RECit/Ait-1) + \alpha_3 (PPEit/Ait-1) + eit$			NDA
				$\alpha_1 (1/Ait-1)$	$\alpha_2 ((\Delta REVit-\Delta RECit/Ait-1)$	$\alpha_3 (PPEit/Ait-1)$	
161	GOOD	Triwulan 1	2020	0.000000000000053	0.01424659040138600	(0.87857482106355100)	(0.8643282306621590)
162	GOOD	Triwulan 2	2020	0.000000000000053	0.01979025530996690	(0.91216105537806000)	(0.8923708000680870)
163	GOOD	Triwulan 3	2020	0.000000000000053	0.02571154721877920	(0.95622182234298800)	(0.9305102751242030)
164	GOOD	Tahunan	2020	0.000000000000053	0.03540956843380530	(1.08193278724389000)	(1.0465232188100800)
165	GOOD	Triwulan 1	2021	0.000000000000041	0.00995233684786942	(0.79748940821807500)	(0.7875370713702010)
166	GOOD	Triwulan 2	2021	0.000000000000041	(0.00600216738704453)	(0.79540020292167800)	(0.8014023703087180)
167	GOOD	Triwulan 3	2021	0.000000000000041	(0.02006135384699410)	(0.80136669193369100)	(0.8214280457806810)
168	GOOD	Tahunan	2021	0.000000000000040	(0.03510784849404670)	(0.81720293120319500)	(0.8523107796972370)
169	MLBI	Triwulan 1	2020	(0.000000000000732)	(0.03001834101382490)	0.36778893664026000	0.3377705956263620
170	MLBI	Triwulan 2	2020	(0.000000000000732)	0.01547820880581300	0.37349960337596400	0.3889778121817040
171	MLBI	Triwulan 3	2020	(0.000000000000732)	0.07634064930357790	0.37771630991214900	0.4540569592156540
172	MLBI	Tahunan	2020	(0.000000000000732)	0.13241624536150100	0.37672390824833000	0.5091401536097580
173	MLBI	Triwulan 1	2021	(0.000000000000729)	(0.00909922285183625)	0.38059105978658100	0.3714918369346720
174	MLBI	Triwulan 2	2021	(0.000000000000729)	(0.04383387017721870)	0.38326180382984900	0.3394279336525580
175	MLBI	Triwulan 3	2021	(0.000000000000729)	(0.04792650162944870)	0.39079152170735300	0.3428650200778310
176	MLBI	Tahunan	2021	(0.000000000000729)	(0.05444765522756390)	0.37207688934366300	0.3176292341160260
177	MYOR	Triwulan 1	2020	(0.000000000000183)	0.00174689618311842	(0.04222358273188600)	(0.0404766865487859)
178	MYOR	Triwulan 2	2020	(0.000000000000183)	0.02080962194143310	(0.04307146915837100)	(0.0222618472169562)
179	MYOR	Triwulan 3	2020	(0.000000000000183)	0.01684556993814550	(0.04368117610093420)	(0.0268356061628070)
180	MYOR	Tahunan	2020	(0.000000000000183)	(0.00336422757474070)	(0.04451952242365610)	(0.0478837499984151)
181	MYOR	Triwulan 1	2021	(0.000000000000176)	0.04931125134728610	(0.04337994669785340)	0.0059313046494151
182	MYOR	Triwulan 2	2021	(0.000000000000176)	0.08503700508946550	(0.04491579896948260)	0.0401212061199653
183	MYOR	Triwulan 3	2021	(0.000000000000176)	0.07141597261372810	(0.04596363145551000)	0.0254523411582005
184	MYOR	Tahunan	2021	(0.000000000000176)	0.08633128894317500	(0.04715983992712690)	0.0391714490160305
185	PSGO	Triwulan 1	2020	(0.000000000000356)	(0.00462688195042757)	(0.21849786407537200)	(0.2231247460261560)
186	PSGO	Triwulan 2	2020	(0.000000000000356)	(0.01824033215137670)	(0.24036091594706800)	(0.2586012480988010)
187	PSGO	Triwulan 3	2020	(0.000000000000356)	(0.02578048090695080)	(0.24934222578291600)	(0.2751227066902230)
188	PSGO	Tahunan	2020	(0.000000000000356)	(0.02750377947033940)	(0.26783490740289400)	(0.2953386868735900)
189	PSGO	Triwulan 1	2021	(0.0000000000003413)	(0.01140987305799820)	(0.26059306921449500)	(0.2720029422728350)
190	PSGO	Triwulan 2	2021	(0.0000000000003413)	(0.01731718244061860)	(0.26444235863432600)	(0.2817595410752860)
191	PSGO	Triwulan 3	2021	(0.0000000000003413)	(0.04974383810570330)	(0.26893583664168800)	(0.3186796747477320)
192	PSGO	Tahunan	2021	(0.0000000000003413)	(0.10467290884743300)	(0.27367977445288400)	(0.3783526833006580)
193	ROTI	Triwulan 1	2020	(0.000000000000487)	0.01096906990962980	0.41806082711155200	0.4290298970211330
194	ROTI	Triwulan 2	2020	(0.000000000000487)	0.01726122112236840	0.42352789570634100	0.4407891168286600
195	ROTI	Triwulan 3	2020	(0.000000000000487)	0.01317155697401430	0.39029483174260100	0.4034663887165660
196	ROTI	Tahunan	2020	(0.000000000000487)	0.00098788265742396	0.40271462694284200	0.4037025096002170
197	ROTI	Triwulan 1	2021	(0.000000000000512)	(0.01207841031934780)	0.42946684239096700	0.4173884320715680
198	ROTI	Triwulan 2	2021	(0.000000000000512)	(0.01228996264072130)	0.43613865408498200	0.4238486914442090
199	ROTI	Triwulan 3	2021	(0.000000000000512)	(0.00097699652872714)	0.43781902800145600	0.4368420314726780
200	ROTI	Tahunan	2021	(0.000000000000512)	0.00403120949396759	0.43781902800108500	0.4418502374950020

No.	Kode Emiten	Keterangan	Tahun	NDA = $\alpha_1 (1/\text{Ait-1}) + \alpha_2 ((\Delta\text{REVit}-\Delta\text{RECit}/\text{Ait-1}) + \alpha_3 (\text{PPEit}/\text{Ait-1}) + \text{eit}$			NDA
				$\alpha_1 (1/\text{Ait-1})$	$\alpha_2 ((\Delta\text{REVit}-\Delta\text{RECit}/\text{Ait-1})$	$\alpha_3 (\text{PPEit}/\text{Ait-1})$	
201	STTP	Triwulan 1	2020	(0.000000000002047)	(0.00371259354025608)	(0.31330203913551400)	(0.3170146326759750)
202	STTP	Triwulan 2	2020	(0.000000000002047)	(0.01551314102826890)	(0.32286326044611500)	(0.3383764014745880)
203	STTP	Triwulan 3	2020	(0.000000000002047)	(0.01979097205335460)	(0.32719224698501500)	(0.3469832190385750)
204	STTP	Tahunan	2020	(0.000000000002047)	(0.02851844319615800)	(0.38800156950852900)	(0.4165200127048920)
205	STTP	Triwulan 1	2021	(0.000000000001711)	(0.00004936715496653)	(0.32461329323589800)	(0.3246626603910360)
206	STTP	Triwulan 2	2021	(0.000000000001711)	(0.00699184609167200)	(0.32734600803545000)	(0.3343378541272930)
207	STTP	Triwulan 3	2021	(0.000000000001711)	(0.01020638044373780)	(0.32983578572921800)	(0.3400421661731270)
208	STTP	Tahunan	2021	(0.000000000001711)	(0.02043975877272840)	(0.33500785061705200)	(0.3554476093899520)
209	ULTJ	Triwulan 1	2020	0.000000000003400	0.01302801183096360	(0.75275168988905400)	(0.7397236780577500)
210	ULTJ	Triwulan 2	2020	0.000000000003400	0.01492417524183530	(0.76215909879847300)	(0.7472349235562970)
211	ULTJ	Triwulan 3	2020	0.000000000003400	(0.00504781201926874)	(0.79073231400779200)	(0.7957801260267210)
212	ULTJ	Tahunan	2020	0.000000000003400	(0.01769678026009840)	(0.80567364130196300)	(0.8233704215617210)
213	ULTJ	Triwulan 1	2021	0.000000000002567	(0.00930004948529354)	(0.62513546130757200)	(0.6344355107926090)
214	ULTJ	Triwulan 2	2021	0.000000000002567	0.00748505594396967	(0.63005313112140600)	(0.6225680751771800)
215	ULTJ	Triwulan 3	2021	0.000000000002567	0.01888720962801950	(0.63458409963953000)	(0.6156968900112530)
216	ULTJ	Tahunan	2021	0.000000000002567	0.03806847247626140	(0.71321676888905700)	(0.6751482964125390)
217	WIIM	Triwulan 1	2020	(0.000000000066394)	(0.07672115408080470)	4.47402863951348000	4.3973074854260400
218	WIIM	Triwulan 2	2020	(0.000000000066394)	(0.19438175229168900)	4.49007305385539000	4.2956913015570600
219	WIIM	Triwulan 3	2020	(0.000000000066394)	(0.39952239243555800)	4.54423623626008000	4.1447138438178900
220	WIIM	Tahunan	2020	(0.000000000066394)	(0.59879936219120500)	4.64994013929985000	4.0511407771020100
221	WIIM	Triwulan 1	2021	(0.000000000053443)	(0.18764252306111700)	3.73251231232136000	3.5448697892549000
222	WIIM	Triwulan 2	2021	(0.000000000053443)	(0.31943340153030000)	3.76672518882983000	3.4472917872941900
223	WIIM	Triwulan 3	2021	(0.000000000053443)	(0.45937803540449300)	3.84836237939753000	3.3889843439876900
224	WIIM	Tahunan	2021	(0.000000000053443)	(0.62963407586468900)	3.89265105084163000	3.2630169749716000
225	DVLA	Triwulan 1	2020	0.000000000001508	0.00663446253852201	(0.02777306811079440)	(0.0211386055721216)
226	DVLA	Triwulan 2	2020	0.000000000001508	0.03298113601634400	(0.02878417218851840)	0.0041969638279765
227	DVLA	Triwulan 3	2020	0.000000000001508	0.03127747056869330	(0.02892128887527580)	0.0023561816935683
228	DVLA	Tahunan	2020	0.000000000001508	0.03665031384766660	(0.03087636803770200)	0.0057739458101154
229	DVLA	Triwulan 1	2021	0.000000000001389	(0.00243620862602869)	(0.02890184545089390)	(0.0313380540767836)
230	DVLA	Triwulan 2	2021	0.000000000001389	(0.01854104514356070)	(0.02953255260458830)	(0.0480735977480100)
231	DVLA	Triwulan 3	2021	0.000000000001389	(0.06459808442217830)	(0.02840589297087570)	(0.0930039773929151)
232	DVLA	Tahunan	2021	0.000000000001389	(0.09271942105704600)	(0.02861123922956050)	(0.1213306602864680)

No.	Kode Emiten	Keterangan	Tahun	NDA = $\alpha_1 (1/Ait-1) + \alpha_2 ((\Delta REVit - \Delta RECit/Ait-1) + \alpha_3 (PPEit/Ait-1) + eit$			NDA
				$\alpha_1 (1/Ait-1)$	$\alpha_2 ((\Delta REVit - \Delta RECit/Ait-1)$	$\alpha_3 (PPEit/Ait-1)$	
233	KAEF	Triwulan 1	2020	0.000000000000949	0.00291090092600291	(0.69409440559963200)	(0.6911835046735340)
234	KAEF	Triwulan 2	2020	0.000000000000949	0.00112386468473852	(0.69977377635778100)	(0.6986499116729480)
235	KAEF	Triwulan 3	2020	0.000000000000949	0.00115300438882963	(0.70542907311387400)	(0.7042760687249490)
236	KAEF	Tahunan	2020	0.000000000000949	0.00377860533605220	(0.72455346766780600)	(0.7207748623316590)
237	KAEF	Triwulan 1	2021	0.000000000000991	(0.00102447901290437)	(0.74464720259056300)	(0.7456716816033690)
238	KAEF	Triwulan 2	2021	0.000000000000991	0.00062038570715881	(0.75098213662849100)	(0.7503617509212330)
239	KAEF	Triwulan 3	2021	0.000000000000991	0.00565683315097616	(0.76410329323807600)	(0.7584464600870010)
240	KAEF	Tahunan	2021	0.000000000000991	0.00803885452639326	(0.76364651953976200)	(0.7556076650132700)
241	SIDO	Triwulan 1	2020	0.000000000001400	0.00110140167732098	(0.58589374360578400)	(0.5847923419283230)
242	SIDO	Triwulan 2	2020	0.000000000001400	0.00388357802409764	(0.57664519201701500)	(0.5727616139927780)
243	SIDO	Triwulan 3	2020	0.000000000001400	0.00541245544412514	(0.58204502378060500)	(0.5766325683363400)
244	SIDO	Tahunan	2020	0.000000000001400	0.00435376875908223	(0.59908166095631800)	(0.5947278921970960)
245	SIDO	Triwulan 1	2021	0.000000000001283	0.00687454864455688	(0.55625567837619100)	(0.5493811297315060)
246	SIDO	Triwulan 2	2021	0.000000000001283	0.00889853425729364	(0.55987666163746300)	(0.5509781273800410)
247	SIDO	Triwulan 3	2021	0.000000000001283	0.01959986787949450	(0.56681038135703300)	(0.5472105134774100)
248	SIDO	Tahunan	2021	0.000000000001283	0.02047161773064460	(0.57666450119963100)	(0.5561928834688580)
249	SCPI	Triwulan 1	2020	0.000000000007773	0.01455552921288720	(0.12558956217795200)	(0.1110340329642870)
250	SCPI	Triwulan 2	2020	0.000000000007773	0.04943581699027010	(0.12743781858554600)	(0.0780020015944990)
251	SCPI	Triwulan 3	2020	0.000000000007773	0.07505969690002710	(0.12929551565653300)	(0.0542358187557287)
252	SCPI	Tahunan	2020	0.000000000007773	0.11648962671010200	(0.12686991120929800)	(0.0103802844984181)
253	SCPI	Triwulan 1	2021	0.000000000006895	(0.02116965828929250)	(0.10638606407264300)	(0.1275557223612460)
254	SCPI	Triwulan 2	2021	0.000000000006895	(0.03057007105249510)	(0.10726008795260300)	(0.1378301590044080)
255	SCPI	Triwulan 3	2021	0.000000000006895	(0.05871416786941110)	(0.10797451071202800)	(0.1666886785807500)
256	SCPI	Tahunan	2021	0.000000000006895	(0.06109428986247500)	(0.11803697199219900)	(0.1791312618539840)

**LAMPIRAN 9**

**Perhitungan Manajemen Laba (DAit)**

No.	Kode Emiten	Keterangan	Tahun	TACit/Ait-1	NDA	DA
1	INTP	Triwulan 1	2020	0.00793886215730	(2.19524848182356000)	2.20318734398085
2	INTP	Triwulan 2	2020	(0.00102942321298)	(2.21608093086155000)	2.21505150764857
3	INTP	Triwulan 3	2020	(0.01166568962351)	(2.23233186337144000)	2.22066617374793
4	INTP	Tahunan	2020	(0.06249782326237)	(2.31228229673216000)	2.24978447346979
5	INTP	Triwulan 1	2021	0.00213354177370	(2.33152535781004000)	2.33365889958373
6	INTP	Triwulan 2	2021	0.00160093344693	(2.33534142943818000)	2.33694236288510
7	INTP	Triwulan 3	2021	(0.00300274217954)	(2.34719593721944000)	2.34419319503990
8	INTP	Tahunan	2021	(0.02992213620262)	(2.40277392890279000)	2.37285179270017
9	SMCB	Triwulan 1	2020	0.00539731753135	(8.76544302097251000)	8.77084033850386
10	SMCB	Triwulan 2	2020	(0.00248524364229)	(8.78946338923829000)	8.78697814559601
11	SMCB	Triwulan 3	2020	(0.00932904145435)	(8.78463368004400000)	8.77530463858964
12	SMCB	Tahunan	2020	(0.01783631203131)	(8.80174836690892000)	8.78391205487761
13	SMCB	Triwulan 1	2021	0.00449592236521	(8.34957024827430000)	8.35406617063951
14	SMCB	Triwulan 2	2021	(0.00970873692776)	(8.37931286618214000)	8.36960412925438
15	SMCB	Triwulan 3	2021	(0.01956232783822)	(8.41018981354359000)	8.39062748570536
16	SMCB	Tahunan	2021	(0.03933060486423)	(8.42142574639672000)	8.38209514153249
17	WTON	Triwulan 1	2020	0.01743119787722	(1.45349228991300000)	1.47092348779021
18	WTON	Triwulan 2	2020	0.06082513297297	(1.46670144676888000)	1.52752657974185
19	WTON	Triwulan 3	2020	0.06312597262382	(1.44944567882562000)	1.51257165144944
20	WTON	Tahunan	2020	(0.06578871180997)	(1.52735862425642000)	1.46156991244645
21	WTON	Triwulan 1	2021	0.09416154248132	(1.92151519290286000)	2.01567673538418
22	WTON	Triwulan 2	2021	0.10537292101437	(1.94323408817444000)	2.04860700918880
23	WTON	Triwulan 3	2021	0.11691700825435	(1.96028865668315000)	2.07720566493750
24	WTON	Tahunan	2021	0.00435217793960	(2.08031823355460000)	2.08467041149421
25	AGII	Triwulan 1	2020	(0.00249352654473)	(3.21181087255668000)	3.20931734601195
26	AGII	Triwulan 2	2020	(0.00720084660546)	(3.23984494258678000)	3.23264409598132
27	AGII	Triwulan 3	2020	(0.02746810274349)	(3.26677617355454000)	3.23930807081105
28	AGII	Tahunan	2020	(0.03765699375301)	(3.33716911599278000)	3.29951212223977
29	AGII	Triwulan 1	2021	(0.01611327343361)	(3.61205316734340000)	3.59593989390978
30	AGII	Triwulan 2	2021	(0.02727910492486)	(3.63812338147651000)	3.61084427655165
31	AGII	Triwulan 3	2021	(0.03089339289792)	(3.64916362365726000)	3.61827023075934
32	AGII	Tahunan	2021	(0.05539034282025)	(3.75802661070289000)	3.70263626788264
33	BUDI	Triwulan 1	2020	(0.02742946368835)	(0.96711583566261600)	0.93968637197427
34	BUDI	Triwulan 2	2020	(0.04530085169948)	(0.95550415782230300)	0.91020330612282
35	BUDI	Triwulan 3	2020	(0.06362327474100)	(0.92798956252206800)	0.86436628778106
36	BUDI	Tahunan	2020	(0.04219961083644)	(0.94597365295309200)	0.90377404211665
37	BUDI	Triwulan 1	2021	0.00299931792264	(1.03503123381016000)	1.03803055173280
38	BUDI	Triwulan 2	2021	(0.01206308321243)	(1.11425924339637000)	1.10219616018394
39	BUDI	Triwulan 3	2021	(0.04101104047341)	(1.14526229165106000)	1.10425125117765
40	BUDI	Tahunan	2021	(0.04795331229390)	(1.14392473389301000)	1.09597142159912

No.	Kode Emiten	Keterangan	Tahun	TACit/Ait-1	NDA	DA
41	IMPC	Triwulan 1	2020	(0.01093246192821)	(0.04247564782604770)	0.03154318589784
42	IMPC	Triwulan 2	2020	(0.03084272256957)	(0.03929297558606050)	0.00845025301649
43	IMPC	Triwulan 3	2020	(0.02820872097201)	(0.03942858569136890)	0.01121986471936
44	IMPC	Tahunan	2020	(0.04443968395426)	(0.03837633122497700)	(0.00606335272929)
45	IMPC	Triwulan 1	2021	(0.02667788939706)	(0.03823056845255100)	0.01155267905549
46	IMPC	Triwulan 2	2021	(0.00954254151205)	(0.03316493960142450)	0.02362239808938
47	IMPC	Triwulan 3	2021	0.00935614006075	(0.03340149825917560)	0.04275763831992
48	IMPC	Tahunan	2021	(0.01441105447949)	(0.03245703435331480)	0.01804597987383
49	PBID	Triwulan 1	2020	0.04607732737034	(0.30282262684113600)	0.34889995421148
50	PBID	Triwulan 2	2020	0.00273289327696	(0.36840317691762800)	0.37113607019459
51	PBID	Triwulan 3	2020	(0.02793115224004)	(0.47784464589265900)	0.44991349365262
52	PBID	Tahunan	2020	(0.06943586864303)	(0.52457212350748700)	0.45513625486446
53	PBID	Triwulan 1	2021	0.04029446765055	(0.22629304073114600)	0.26658750838169
54	PBID	Triwulan 2	2021	0.12050940939592	(0.15287961461298100)	0.27338902400890
55	PBID	Triwulan 3	2021	0.12898630810877	(0.08774126483859510)	0.21672757294737
56	PBID	Tahunan	2021	0.11240460567275	(0.08492345919427690)	0.19732806486703
57	TRST	Triwulan 1	2020	(0.01313332577222)	0.56250688926359300	(0.57564021503582)
58	TRST	Triwulan 2	2020	(0.02856011333726)	0.49635704518899700	(0.52491715852625)
59	TRST	Triwulan 3	2020	(0.04718579556857)	0.52371846699809300	(0.57090426256666)
60	TRST	Tahunan	2020	(0.05412117761227)	0.50010710667284500	(0.55422828428512)
61	TRST	Triwulan 1	2021	0.00359198119834	0.52217964366041500	(0.51858766246208)
62	TRST	Triwulan 2	2021	0.00095443398804	0.52464717784978500	(0.52369274386175)
63	TRST	Triwulan 3	2021	0.01492256139229	0.53010708680661800	(0.51518452541432)
64	TRST	Tahunan	2021	0.03040826489187	0.53626170909338800	(0.50585344420152)
65	JPFA	Triwulan 1	2020	0.01179598546103	0.44726649325401400	(0.43547050779298)
66	JPFA	Triwulan 2	2020	0.02571414606205	0.43851707501874600	(0.41280292895670)
67	JPFA	Triwulan 3	2020	(0.00203648924644)	0.43517589344521600	(0.43721238269166)
68	JPFA	Tahunan	2020	(0.10797145836941)	0.45259558198705100	(0.56056704035646)
69	JPFA	Triwulan 1	2021	0.01726842418395	0.50142601345730700	(0.48415758927336)
70	JPFA	Triwulan 2	2021	0.07766960699390	0.54192797532810100	(0.46425836833420)
71	JPFA	Triwulan 3	2021	0.08987906793219	0.57747943399602900	(0.48760036606384)
72	JPFA	Tahunan	2021	0.05508874927943	0.61045891145728800	(0.55537016217786)
73	SIPD	Triwulan 1	2020	(0.00546949906366)	(0.02710102748355170)	0.02163152841989
74	SIPD	Triwulan 2	2020	0.02152669203774	(0.03692588209500630)	0.05845257413274
75	SIPD	Triwulan 3	2020	0.01313060219937	(0.04803181933863620)	0.06116242153801
76	SIPD	Tahunan	2020	0.07317367339150	0.00041224861849332	0.07276142477300
77	SIPD	Triwulan 1	2021	(0.03364444530150)	(0.05058621979642750)	0.01694177449493
78	SIPD	Triwulan 2	2021	0.05707271920859	0.17592583489242800	(0.11885311568384)
79	SIPD	Triwulan 3	2021	0.02544381664963	0.26816394816546800	(0.24272013151584)



No.	Kode Emiten	Keterangan	Tahun	TACit/Ait-1	NDA	DA
80	SIPD	Tahunan	2021	0.05521406089009	0.29747619258599700	(0.24226213169590)
81	FASW	Triwulan 1	2020	(0.05056496288645)	(0.05912894417072970)	0.00856398128428
82	FASW	Triwulan 2	2020	0.00101240129271	(0.05596423871273350)	0.05697664000544
83	FASW	Triwulan 3	2020	(0.01900553839940)	(0.05836630418938080)	0.03936076578998
84	FASW	Tahunan	2020	(0.00944810887863)	(0.05773360256793730)	0.04828549368931
85	FASW	Triwulan 1	2021	0.01056462565417	(0.03210775812203120)	0.04267238377620
86	FASW	Triwulan 2	2021	0.04123522849387	0.00309626567914593	0.03813896281473
87	FASW	Triwulan 3	2021	0.04941360425618	0.04368093842077710	0.00573266583540
88	FASW	Tahunan	2021	0.03854844991472	0.08412136364628650	(0.04557291373156)
89	KDSI	Triwulan 1	2020	(0.05370008698060)	0.22557989068181800	(0.27927997766242)
90	KDSI	Triwulan 2	2020	0.01861039212219	0.17049237458967400	(0.15188198246749)
91	KDSI	Triwulan 3	2020	0.00230382128280	0.10742569671311900	(0.10512187543032)
92	KDSI	Tahunan	2020	1.49925331235786	0.07528790343396520	1.42396540892389
93	KDSI	Triwulan 1	2021	(0.01342827849326)	0.27207559349214200	(0.28550387198541)
94	KDSI	Triwulan 2	2021	0.10967338401452	0.32182355083896700	(0.21215016682445)
95	KDSI	Triwulan 3	2021	0.15372443801323	0.37722861477018200	(0.22350417675695)
96	KDSI	Tahunan	2021	1.83404611980647	0.44361768362458100	1.39042843618189
97	INDS	Triwulan 1	2020	(0.00596074512682)	0.17341944815686700	(0.17938019328369)
98	INDS	Triwulan 2	2020	(0.02657604782972)	0.17202124861990500	(0.19859729644963)
99	INDS	Triwulan 3	2020	(0.06027166640965)	0.14859252484756900	(0.20886419125721)
100	INDS	Tahunan	2020	0.02172780137544	0.14696415462388100	(0.12523635324844)
101	INDS	Triwulan 1	2021	0.03137161613933	0.17648213100490200	(0.14511051486557)
102	INDS	Triwulan 2	2021	0.06143680356285	0.20683491723303800	(0.14539811367019)
103	INDS	Triwulan 3	2021	0.10435798153047	0.23074936517993600	(0.12639138364947)
104	INDS	Tahunan	2021	0.05603875799068	0.25649606069838000	(0.20045730270770)
105	SMSM	Triwulan 1	2020	(0.02213531399130)	1.02249265541002000	(1.04462796940132)
106	SMSM	Triwulan 2	2020	(0.02236157865143)	1.01486030329715000	(1.03722188194858)
107	SMSM	Triwulan 3	2020	(0.06901136505180)	1.00969303674483000	(1.07870440179663)
108	SMSM	Tahunan	2020	(0.13043272553002)	0.92312243042313000	(1.05355515595315)
109	SMSM	Triwulan 1	2021	(0.01078735580766)	0.90259128236561900	(0.91337863817328)
110	SMSM	Triwulan 2	2021	(0.02846400827604)	0.95489352681581700	(0.98335753509186)
111	SMSM	Triwulan 3	2021	0.05376525021582	0.97684568390185400	(0.92308043368604)
112	SMSM	Tahunan	2021	0.07076111989657	1.00489745479623000	(0.93413633489965)
113	SCCO	Triwulan 1	2020	(0.05905894740677)	(0.20708801305963900)	0.14802906565287
114	SCCO	Triwulan 2	2020	(0.04924370677155)	(0.20063340108426300)	0.15138969431271
115	SCCO	Triwulan 3	2020	(0.10152693313638)	(0.20033959657755800)	0.09881266344118
116	SCCO	Tahunan	2020	(0.21989606371919)	(0.30113233789063600)	0.08123627417145
117	SCCO	Triwulan 1	2021	0.06892589596625	(0.24537524190866600)	0.31430113787492
118	SCCO	Triwulan 2	2021	0.06321640896502	(0.25709013184035700)	0.32030654080538
119	SCCO	Triwulan 3	2021	0.05968776850978	(0.26256340581306700)	0.32225117432285
120	SCCO	Tahunan	2021	0.02410920002986	(0.25598832683147000)	0.28009752686133

No.	Kode Emiten	Keterangan	Tahun	TACit/Ait-1	NDA	DA
121	AISA	Triwulan 1	2020	0.00047352386293	0.40915493326246600	(0.40868140939954)
122	AISA	Triwulan 2	2020	0.01570708081367	0.39901578573383300	(0.38330870492016)
123	AISA	Triwulan 3	2020	0.01550643510904	0.38336215372554600	(0.36785571861651)
124	AISA	Tahunan	2020	0.67601925342676	0.38981302870133500	0.28620622472543
125	AISA	Triwulan 1	2021	0.02966010905980	0.38047206914833600	(0.35081196008854)
126	AISA	Triwulan 2	2021	0.05845969067742	0.39620446350753100	(0.33774477283011)
127	AISA	Triwulan 3	2021	0.05381403559531	0.40157153587982800	(0.34775750028452)
128	AISA	Tahunan	2021	0.04654851938076	0.39517499330111900	(0.34862647392036)
129	CEKA	Triwulan 1	2020	(0.06822983495149)	0.07432169938297620	(0.14255153433446)
130	CEKA	Triwulan 2	2020	(0.06907800586012)	0.06329426274645140	(0.13237226860657)
131	CEKA	Triwulan 3	2020	(0.00492147341981)	0.10442820705923600	(0.10934968047905)
132	CEKA	Tahunan	2020	0.00754956445656	0.16840806089275300	(0.16085849643620)
133	CEKA	Triwulan 1	2021	0.08591175964047	0.05444909106473910	0.03146266857574
134	CEKA	Triwulan 2	2021	0.08913344123021	0.18935971521545900	(0.10022627398525)
135	CEKA	Triwulan 3	2021	0.09355798950299	0.31455558413000200	(0.22099759462701)
136	CEKA	Tahunan	2021	0.17779621463486	0.43097697659430700	(0.25318076195945)
137	CLEO	Triwulan 1	2020	(0.00362518748672)	(0.78661292502956700)	0.78298773754285
138	CLEO	Triwulan 2	2020	(0.00512127907581)	(0.80146810042215500)	0.79634682134635
139	CLEO	Triwulan 3	2020	(0.04360641735165)	(0.77892367120362300)	0.73531725385197
140	CLEO	Tahunan	2020	(0.07561700274802)	(0.82303279138114300)	0.74741578863312
141	CLEO	Triwulan 1	2021	(0.01987601852002)	(0.76867565084620800)	0.74879963232619
142	CLEO	Triwulan 2	2021	(0.06474672813811)	(0.81968906147529200)	0.75494233333718
143	CLEO	Triwulan 3	2021	(0.04571540134407)	(0.85074786007808900)	0.80503245873401
144	CLEO	Tahunan	2021	(0.09479345009232)	(0.84819071286125900)	0.75339726276894
145	DLTA	Triwulan 1	2020	(0.01073182517016)	(0.32544882887306100)	0.31471700370290
146	DLTA	Triwulan 2	2020	(0.00995042143966)	(0.30060468266618100)	0.29065426122652
147	DLTA	Triwulan 3	2020	(0.09058988542928)	(0.27007262679885600)	0.17948274136957
148	DLTA	Tahunan	2020	(0.08656489909076)	(0.27594434265565100)	0.18937944356489
149	DLTA	Triwulan 1	2021	(0.05253430786744)	(0.41748952001829100)	0.36495521215085
150	DLTA	Triwulan 2	2021	(0.06897613784884)	(0.48242798157949900)	0.41345184373066
151	DLTA	Triwulan 3	2021	(0.10163834772450)	(0.49145407934559500)	0.38981573162110
152	DLTA	Tahunan	2021	(0.12027409160541)	(0.48366033895548200)	0.36338624735008
153	DMND	Triwulan 1	2020	(0.01482268409922)	(0.41032296853626900)	0.39550028443705
154	DMND	Triwulan 2	2020	(0.01754498711192)	(0.41994603557098300)	0.40240104845906
155	DMND	Triwulan 3	2020	(0.02244908180390)	(0.43940616491672800)	0.41695708311282
156	DMND	Tahunan	2020	(0.05711181691332)	(0.53065584040348900)	0.47354402349017
157	DMND	Triwulan 1	2021	(0.05127839513801)	(0.45724506771942400)	0.40596667258141
158	DMND	Triwulan 2	2021	(0.04834738633231)	(0.44764480433351600)	0.39929741800121
159	DMND	Triwulan 3	2021	(0.05046281773280)	(0.45320887354546000)	0.40274605581266
160	DMND	Tahunan	2021	(0.03855728881157)	(0.41513364467152000)	0.37657635585995

No.	Kode Emiten	Keterangan	Tahun	TACit/Ait-1	NDA	DA
161	GOOD	Triwulan 1	2020	(0.00843635336591)	(0.86432823066215900)	0.85589187729625
162	GOOD	Triwulan 2	2020	(0.07285135326270)	(0.89237080006808700)	0.81951944680539
163	GOOD	Triwulan 3	2020	(0.08655489832117)	(0.93051027512420300)	0.84395537680303
164	GOOD	Tahunan	2020	(0.12418094427093)	(1.04652321881008000)	0.92234227453915
165	GOOD	Triwulan 1	2021	0.00660877345831	(0.78753707137020100)	0.79414584482851
166	GOOD	Triwulan 2	2021	(0.00592086185820)	(0.80140237030871800)	0.79548150845052
167	GOOD	Triwulan 3	2021	(0.02683345053277)	(0.82142804578068100)	0.79459459524791
168	GOOD	Tahunan	2021	(0.03254855455451)	(0.85231077969723700)	0.81976222514273
169	MLBI	Triwulan 1	2020	(0.16006316988557)	0.33777059562636200	(0.49783376551193)
170	MLBI	Triwulan 2	2020	(0.05601373858713)	0.38897781218170400	(0.44499155076884)
171	MLBI	Triwulan 3	2020	(0.11401197811491)	0.45405695921565400	(0.56806893733057)
172	MLBI	Tahunan	2020	(0.20263794680612)	0.50914015360975800	(0.71177810041588)
173	MLBI	Triwulan 1	2021	(0.10072968348281)	0.37149183693467200	(0.47222152041748)
174	MLBI	Triwulan 2	2021	(0.08812402727499)	0.33942793365255800	(0.42755196092755)
175	MLBI	Triwulan 3	2021	(0.09649604031058)	0.34286502007783100	(0.43936106038842)
176	MLBI	Tahunan	2021	(0.17271468739520)	0.31762923411602600	(0.49034392151123)
177	MYOR	Triwulan 1	2020	(0.02738673056336)	(0.04047668654878590)	0.01308995598543
178	MYOR	Triwulan 2	2020	(0.07915363933534)	(0.02226184721695620)	(0.05689179211838)
179	MYOR	Triwulan 3	2020	(0.07186537666679)	(0.02683560616280700)	(0.04502977050399)
180	MYOR	Tahunan	2020	(0.08497062893193)	(0.04788374999841510)	(0.03708687893351)
181	MYOR	Triwulan 1	2021	(0.03419687804854)	0.00593130464941510	(0.04012818269795)
182	MYOR	Triwulan 2	2021	0.00272797850706	0.04012120611996530	(0.03739322761291)
183	MYOR	Triwulan 3	2021	0.00264377916889	0.02545234115820050	(0.02280856198931)
184	MYOR	Tahunan	2021	0.00855000076883	0.03917144901603050	(0.03062144824720)
185	PSGO	Triwulan 1	2020	(0.00891062340591)	(0.22312474602615600)	0.21421412262025
186	PSGO	Triwulan 2	2020	(0.03092115734881)	(0.25860124809880100)	0.22768009075000
187	PSGO	Triwulan 3	2020	(0.04363336448010)	(0.27512270669022300)	0.23148934221012
188	PSGO	Tahunan	2020	(0.07768294836018)	(0.29533868687359000)	0.21765573851341
189	PSGO	Triwulan 1	2021	0.00580145581709	(0.27200294227283500)	0.27780439808992
190	PSGO	Triwulan 2	2021	0.01521539140123	(0.28175954107528600)	0.29697493247652
191	PSGO	Triwulan 3	2021	(0.03057344784519)	(0.31867967474773200)	0.28810622690254
192	PSGO	Tahunan	2021	(0.04561295023285)	(0.37835268330065800)	0.33273973306781
193	ROTI	Triwulan 1	2020	(0.02472371612628)	0.42902989702113300	(0.45375361314741)
194	ROTI	Triwulan 2	2020	(0.00047287967502)	0.44078911682866000	(0.44126199650368)
195	ROTI	Triwulan 3	2020	(0.04092969369903)	0.40346638871656600	(0.44439608241559)
196	ROTI	Tahunan	2020	(0.06791448128015)	0.40370250960021700	(0.47161699088036)
197	ROTI	Triwulan 1	2021	(0.02873051209401)	0.41738843207156800	(0.44611894416558)
198	ROTI	Triwulan 2	2021	(0.02998796469798)	0.42384869144420900	(0.45383665614219)
199	ROTI	Triwulan 3	2021	(0.01337847858028)	0.43684203147267800	(0.45022051005296)
200	ROTI	Tahunan	2021	(0.08136723004947)	0.44185023749500200	(0.52321746754448)

No.	Kode Emiten	Keterangan	Tahun	TACit/Ait-1	NDA	DA
201	STTP	Triwulan 1	2020	(0.01055588776396)	(0.31701463267597500)	0.30645874491201
202	STTP	Triwulan 2	2020	(0.02534793360754)	(0.33837640147458800)	0.31302846786705
203	STTP	Triwulan 3	2020	(0.05864052637506)	(0.34698321903857500)	0.28834269266352
204	STTP	Tahunan	2020	(0.10328310716509)	(0.41652001270489200)	0.31323690553980
205	STTP	Triwulan 1	2021	0.01010891047150	(0.32466266039103600)	0.33477157086254
206	STTP	Triwulan 2	2021	0.02592451958950	(0.33433785412729300)	0.36026237371679
207	STTP	Triwulan 3	2021	0.01674696778573	(0.34004216617312700)	0.35678913395886
208	STTP	Tahunan	2021	(0.00196558988091)	(0.35544760938995200)	0.35348201950905
209	ULTJ	Triwulan 1	2020	0.06577061815968	(0.73972367805775000)	0.80549429621743
210	ULTJ	Triwulan 2	2020	0.05701799915320	(0.74723492355629700)	0.80425292270950
211	ULTJ	Triwulan 3	2020	0.00807741999527	(0.79578012602672100)	0.80385754602199
212	ULTJ	Tahunan	2020	(0.01625153478395)	(0.82337042156172100)	0.80711888677777
213	ULTJ	Triwulan 1	2021	(0.00100284254858)	(0.63443551079260900)	0.63343266824403
214	ULTJ	Triwulan 2	2021	(0.01482137088428)	(0.62256807517718000)	0.60774670429290
215	ULTJ	Triwulan 3	2021	(0.03245638965716)	(0.61569689001125300)	0.58324050035409
216	ULTJ	Tahunan	2021	(0.01572448891470)	(0.67514829641253900)	0.65942380749784
217	WIIM	Triwulan 1	2020	(0.05107421213315)	4.39730748542604000	(4.44838169755919)
218	WIIM	Triwulan 2	2020	(0.06097778549912)	4.29569130155706000	(4.35666908705618)
219	WIIM	Triwulan 3	2020	(0.08364362057494)	4.14471384381789000	(4.22835746439283)
220	WIIM	Tahunan	2020	(0.03312601691159)	4.05114077710201000	(4.08426679401359)
221	WIIM	Triwulan 1	2021	0.01932654928979	3.54486978925490000	(3.52554323996511)
222	WIIM	Triwulan 2	2021	(0.02918223151115)	3.44729178729419000	(3.47647401880533)
223	WIIM	Triwulan 3	2021	(0.02299949406845)	3.38898434398769000	(3.41198383805615)
224	WIIM	Tahunan	2021	(0.00270629329677)	3.26301697497160000	(3.26572326826837)
225	DVLA	Triwulan 1	2020	0.01775328166963	(0.02113860557212160)	0.03889188724175
226	DVLA	Triwulan 2	2020	0.08203980929833	0.00419696382797647	0.07784284547036
227	DVLA	Triwulan 3	2020	0.01037865777921	0.00235618169356831	0.00802247608564
228	DVLA	Tahunan	2020	0.03032294877998	0.00577394581011535	0.02454900296987
229	DVLA	Triwulan 1	2021	(0.00851318565030)	(0.03133805407678360)	0.02282486842648
230	DVLA	Triwulan 2	2021	(0.03765672569555)	(0.04807359774801000)	0.01041687205246
231	DVLA	Triwulan 3	2021	(0.00507770107089)	(0.09300397739291510)	0.08792627632203
232	DVLA	Tahunan	2021	(0.14526907805180)	(0.12133066028646800)	(0.02393841776533)

No.	Kode Emiten	Keterangan	Tahun	TACit/Ait-1	NDA	DA
233	KAEF	Triwulan 1	2020	0.00949001345726	(0.69118350467353400)	0.70067351813079
234	KAEF	Triwulan 2	2020	0.01464571565901	(0.69864991167294800)	0.71329562733196
235	KAEF	Triwulan 3	2020	0.01188728641395	(0.70427606872494900)	0.71616335513890
236	KAEF	Tahunan	2020	(0.05440833176185)	(0.72077486233165900)	0.66636653056981
237	KAEF	Triwulan 1	2021	0.02992501503350	(0.74567168160336900)	0.77559669663687
238	KAEF	Triwulan 2	2021	0.04057525881113	(0.75036175092123300)	0.79093700973236
239	KAEF	Triwulan 3	2021	0.07106398376564	(0.75844646008700100)	0.82951044385264
240	KAEF	Tahunan	2021	0.00375587881058	(0.75560766501327000)	0.75936354382385
241	SIDO	Triwulan 1	2020	0.00627019198160	(0.58479234192832300)	0.59106253390992
242	SIDO	Triwulan 2	2020	0.01715824393826	(0.57276161399277800)	0.58991985793104
243	SIDO	Triwulan 3	2020	0.00250683017727	(0.57663256833634000)	0.57913939851361
244	SIDO	Tahunan	2020	(0.02882458053518)	(0.59472789219709600)	0.56590331166192
245	SIDO	Triwulan 1	2021	0.00453667422086	(0.54938112973150600)	0.55391780395237
246	SIDO	Triwulan 2	2021	0.03160007647715	(0.55097812738004100)	0.58257820385719
247	SIDO	Triwulan 3	2021	(0.00876291980602)	(0.54721051347741000)	0.53844759367139
248	SIDO	Tahunan	2021	0.01599707599605	(0.55619288346885800)	0.57218995946491
249	SCPI	Triwulan 1	2020	(0.08695162171649)	(0.11103403296428700)	0.02408241124780
250	SCPI	Triwulan 2	2020	(0.03730379761840)	(0.07800200159449900)	0.04069820397610
251	SCPI	Triwulan 3	2020	(0.07827520167756)	(0.05423581875572870)	(0.02403938292183)
252	SCPI	Tahunan	2020	(0.04232849182144)	(0.01038028449841810)	(0.03194820732303)
253	SCPI	Triwulan 1	2021	(0.10796572100521)	(0.12755572236124600)	0.01959000135604
254	SCPI	Triwulan 2	2021	(0.24606896678740)	(0.13783015900440800)	(0.10823880778299)
255	SCPI	Triwulan 3	2021	(0.20393431401759)	(0.16668867858075000)	(0.03724563543684)
256	SCPI	Tahunan	2021	(0.21443938008911)	(0.17913126185398400)	(0.03530811823513)

**LAMPIRAN 10**

**Perhitungan Profitabilitas (X1)**

No.	Kode Emiten	Keterangan	Tahun	Laba Bersih Setelah Pajak	Total Aset	%	Jumlah
1	INTP	Triwulan 1	2020	400,432,000,000	27,381,603,000,000	100%	0.014624
2	INTP	Triwulan 2	2020	470,029,000,000	27,037,394,000,000	100%	0.017384
3	INTP	Triwulan 3	2020	1,116,747,000,000	26,337,588,000,000	100%	0.042401
4	INTP	Tahunan	2020	1,806,337,000,000	27,344,672,000,000	100%	0.066058
5	INTP	Triwulan 1	2021	351,317,000,000	27,332,062,000,000	100%	0.012854
6	INTP	Triwulan 2	2021	586,577,000,000	27,357,176,000,000	100%	0.021441
7	INTP	Triwulan 3	2021	1,208,258,000,000	26,256,521,000,000	100%	0.046017
8	INTP	Tahunan	2021	1,788,496,000,000	26,136,114,000,000	100%	0.068430
9	SMCB	Triwulan 1	2020	68,429,000,000	19,476,250,000,000	100%	0.003513
10	SMCB	Triwulan 2	2020	82,084,000,000	19,504,357,000,000	100%	0.004208
11	SMCB	Triwulan 3	2020	438,501,000,000	20,255,395,000,000	100%	0.021649
12	SMCB	Tahunan	2020	650,988,000,000	20,738,125,000,000	100%	0.031391
13	SMCB	Triwulan 1	2021	156,267,000,000	21,106,235,000,000	100%	0.007404
14	SMCB	Triwulan 2	2021	249,259,000,000	20,653,880,000,000	100%	0.012068
15	SMCB	Triwulan 3	2021	459,118,000,000	21,038,858,000,000	100%	0.021822
16	SMCB	Tahunan	2021	720,933,000,000	21,491,716,000,000	100%	0.033545
17	WTON	Triwulan 1	2020	71,813,116,444	9,620,099,122,215	100%	0.007465
18	WTON	Triwulan 2	2020	34,178,073,371	9,168,900,774,583	100%	0.003728
19	WTON	Triwulan 3	2020	50,359,004,753	9,265,708,385,452	100%	0.005435
20	WTON	Tahunan	2020	123,147,079,420	8,509,017,299,594	100%	0.014473
21	WTON	Triwulan 1	2021	22,058,903,619	7,587,255,841,721	100%	0.002907
22	WTON	Triwulan 2	2021	35,764,519,075	7,354,940,916,147	100%	0.004863
23	WTON	Triwulan 3	2021	51,289,298,834	8,475,242,237,930	100%	0.006052
24	WTON	Tahunan	2021	81,433,957,569	8,928,183,492,920	100%	0.009121
25	AGII	Triwulan 1	2020	20,323,000,000	7,189,091,000,000	100%	0.002827
26	AGII	Triwulan 2	2020	18,139,000,000	7,121,333,000,000	100%	0.002547
27	AGII	Triwulan 3	2020	32,171,000,000	7,118,147,000,000	100%	0.004520
28	AGII	Tahunan	2020	99,862,000,000	7,121,458,000,000	100%	0.014023
29	AGII	Triwulan 1	2021	51,482,000,000	7,702,033,000,000	100%	0.006684
30	AGII	Triwulan 2	2021	98,864,000,000	7,718,354,000,000	100%	0.012809
31	AGII	Triwulan 3	2021	178,857,000,000	8,050,420,000,000	100%	0.022217
32	AGII	Tahunan	2021	211,485,000,000	8,164,599,000,000	100%	0.025903
33	BUDI	Triwulan 1	2020	7,860,000,000	2,846,267,000,000	100%	0.002762
34	BUDI	Triwulan 2	2020	15,684,000,000	2,914,295,000,000	100%	0.005382
35	BUDI	Triwulan 3	2020	21,837,000,000	2,935,677,000,000	100%	0.007438
36	BUDI	Tahunan	2020	67,093,000,000	2,963,007,000,000	100%	0.022644
37	BUDI	Triwulan 1	2021	32,003,000,000	2,994,375,000,000	100%	0.010688
38	BUDI	Triwulan 2	2021	51,637,000,000	2,979,370,000,000	100%	0.017332
39	BUDI	Triwulan 3	2021	69,457,000,000	3,056,111,000,000	100%	0.022727
40	BUDI	Tahunan	2021	91,723,000,000	2,993,218,000,000	100%	0.030644

No.	Kode Emiten	Keterangan	Tahun	Laba Bersih Setelah Pajak	Total Aset	%	Jumlah
41	IMPC	Triwulan 1	2020	53,038,711,764	2,713,470,641,050	100%	0.019546
42	IMPC	Triwulan 2	2020	22,115,384,448	2,638,605,191,144	100%	0.008381
43	IMPC	Triwulan 3	2020	78,067,798,505	2,682,438,340,494	100%	0.029103
44	IMPC	Tahunan	2020	115,805,324,362	2,697,100,062,756	100%	0.042937
45	IMPC	Triwulan 1	2021	60,085,468,071	2,705,535,655,357	100%	0.022208
46	IMPC	Triwulan 2	2021	101,164,050,355	2,755,352,178,617	100%	0.036715
47	IMPC	Triwulan 3	2021	155,425,707,867	2,771,342,157,602	100%	0.056083
48	IMPC	Tahunan	2021	206,588,977,295	2,861,498,208,364	100%	0.072196
49	PBID	Triwulan 1	2020	62,001,460,000	2,389,583,665,000	100%	0.025947
50	PBID	Triwulan 2	2020	140,703,009,000	2,262,004,859,000	100%	0.062203
51	PBID	Triwulan 3	2020	270,512,389,000	2,328,459,728,000	100%	0.116177
52	PBID	Tahunan	2020	373,653,845,000	2,421,301,079,000	100%	0.154319
53	PBID	Triwulan 1	2021	122,181,785,000	2,595,836,117,000	100%	0.047068
54	PBID	Triwulan 2	2021	236,607,475,000	2,520,192,720,000	100%	0.093885
55	PBID	Triwulan 3	2021	322,684,656,000	646,015,023,000	100%	0.499500
56	PBID	Tahunan	2021	412,552,472,000	2,801,186,958,000	100%	0.147278
57	TRST	Triwulan 1	2020	4,763,540,752	5,067,542,714,889	100%	0.000940
58	TRST	Triwulan 2	2020	35,466,659,894	4,430,908,784,449	100%	0.008004
59	TRST	Triwulan 3	2020	41,843,234,009	4,477,691,307,523	100%	0.009345
60	TRST	Tahunan	2020	73,277,742,422	4,202,255,124,270	100%	0.017438
61	TRST	Triwulan 1	2021	50,111,176,750	4,501,306,359,636	100%	0.011133
62	TRST	Triwulan 2	2021	123,837,291,900	4,643,777,066,274	100%	0.026667
63	TRST	Triwulan 3	2021	144,691,811,900	4,599,838,957,561	100%	0.031456
64	TRST	Tahunan	2021	200,975,805,947	4,628,831,951,931	100%	0.043418
65	JPFA	Triwulan 1	2020	366,196,000,000	27,643,725,000,000	100%	0.013247
66	JPFA	Triwulan 2	2020	180,790,000,000	27,796,365,000,000	100%	0.006504
67	JPFA	Triwulan 3	2020	303,722,000,000	26,798,207,000,000	100%	0.011334
68	JPFA	Tahunan	2020	1,221,904,000,000	25,951,760,000,000	100%	0.047084
69	JPFA	Triwulan 1	2021	915,791,000,000	32,738,255,000,000	100%	0.027973
70	JPFA	Triwulan 2	2021	1,647,927,000,000	30,159,845,000,000	100%	0.054640
71	JPFA	Triwulan 3	2021	1,616,402,000,000	29,617,316,000,000	100%	0.054576
72	JPFA	Tahunan	2021	2,130,896,000,000	28,589,656,000,000	100%	0.074534
73	SIPD	Triwulan 1	2020	29,155,000,000	2,424,696,000,000	100%	0.012024
74	SIPD	Triwulan 2	2020	10,419,000,000	2,444,911,000,000	100%	0.004262
75	SIPD	Triwulan 3	2020	31,287,000,000	2,399,472,000,000	100%	0.013039
76	SIPD	Tahunan	2020	14,339,000,000	2,618,554,000,000	100%	0.005476
77	SIPD	Triwulan 1	2021	10,534,000,000	2,822,041,000,000	100%	0.003733
78	SIPD	Triwulan 2	2021	(15,794,000,000)	2,762,009,000,000	100%	-0.005718
79	SIPD	Triwulan 3	2021	(71,468,000,000)	2,830,158,000,000	100%	-0.025252
80	SIPD	Tahunan	2021	15,065,000,000	2,794,113,000,000	100%	0.005392

No.	Kode Emiten	Keterangan	Tahun	Laba Bersih Setelah Pajak	Total Aset	%	Jumlah
81	FASW	Triwulan 1	2020	(324,570,019,667)	11,687,012,984,725	100%	-0.027772
82	FASW	Triwulan 2	2020	218,021,123,106	11,091,179,164,155	100%	0.019657
83	FASW	Triwulan 3	2020	228,681,503,631	11,241,641,191,110	100%	0.020342
84	FASW	Tahunan	2020	353,299,000,000	11,513,044,000,000	100%	0.030687
85	FASW	Triwulan 1	2021	194,515,000,000	12,354,466,000,000	100%	0.015745
86	FASW	Triwulan 2	2021	336,276,000,000	13,068,545,000,000	100%	0.025732
87	FASW	Triwulan 3	2021	507,249,000,000	13,171,356,000,000	100%	0.038512
88	FASW	Tahunan	2021	614,926,000,000	13,302,224,000,000	100%	0.046227
89	KDSI	Triwulan 1	2020	17,324,908,512	1,270,894,358,616	100%	0.013632
90	KDSI	Triwulan 2	2020	28,340,758,163	1,278,707,393,198	100%	0.022164
91	KDSI	Triwulan 3	2020	45,462,857,453	1,220,978,908,724	100%	0.037235
92	KDSI	Tahunan	2020	60,178,290,460	1,245,707,236,962	100%	0.048309
93	KDSI	Triwulan 1	2021	20,928,760,526	1,384,416,553,714	100%	0.015117
94	KDSI	Triwulan 2	2021	46,867,261,062	1,443,952,404,032	100%	0.032458
95	KDSI	Triwulan 3	2021	62,261,766,366	1,364,244,989,093	100%	0.045638
96	KDSI	Tahunan	2021	72,634,468,539	1,348,730,229,275	100%	0.053854
97	INDS	Triwulan 1	2020	43,125,953,989	2,893,401,713,601	100%	0.014905
98	INDS	Triwulan 2	2020	26,400,200,248	2,843,332,367,077	100%	0.009285
99	INDS	Triwulan 3	2020	35,140,302,979	2,782,059,487,462	100%	0.012631
100	INDS	Tahunan	2020	58,751,009,229	2,826,260,084,696	100%	0.020788
101	INDS	Triwulan 1	2021	48,385,831,122	2,945,865,431,093	100%	0.016425
102	INDS	Triwulan 2	2021	89,387,997,794	3,014,078,817,400	100%	0.029657
103	INDS	Triwulan 3	2021	144,199,217,065	3,009,989,978,015	100%	0.047907
104	INDS	Tahunan	2021	158,199,728,315	3,165,018,057,203	100%	0.049984
105	SMSM	Triwulan 1	2020	132,766,000,000	3,499,849,000,000	100%	0.037935
106	SMSM	Triwulan 2	2020	224,733,000,000	3,366,507,000,000	100%	0.066756
107	SMSM	Triwulan 3	2020	389,680,000,000	3,238,316,000,000	100%	0.120334
108	SMSM	Tahunan	2020	539,116,000,000	3,375,526,000,000	100%	0.159713
109	SMSM	Triwulan 1	2021	180,090,000,000	3,760,247,000,000	100%	0.047893
110	SMSM	Triwulan 2	2021	329,455,000,000	3,971,010,000,000	100%	0.082965
111	SMSM	Triwulan 3	2021	540,788,000,000	3,856,932,000,000	100%	0.140212
112	SMSM	Tahunan	2021	728,263,000,000	3,868,862,000,000	100%	0.188237
113	SCCO	Triwulan 1	2020	110,700,239,526	4,136,578,349,273	100%	0.026761
114	SCCO	Triwulan 2	2020	139,661,108,585	3,985,844,434,198	100%	0.035039
115	SCCO	Triwulan 3	2020	174,215,492,233	3,940,320,045,326	100%	0.044214
116	SCCO	Tahunan	2020	238,152,486,485	3,742,655,418,191	100%	0.063632
117	SCCO	Triwulan 1	2021	59,246,746,988	3,605,589,224,422	100%	0.016432
118	SCCO	Triwulan 2	2021	87,584,617,287	3,619,044,467,206	100%	0.024201
119	SCCO	Triwulan 3	2021	117,323,733,308	3,587,694,851,653	100%	0.032702



No.	Kode Emiten	Keterangan	Tahun	Laba Bersih Setelah Pajak	Total Aset	%	Jumlah
120	SCCO	Tahunan	2021	141,762,816,916	4,698,864,127,234	100%	0.030170
121	AISA	Triwulan 1	2020	2,705,000,000	2,165,669,000,000	100%	0.001249
122	AISA	Triwulan 2	2020	(33,983,000,000)	2,047,640,000,000	100%	-0.016596
123	AISA	Triwulan 3	2020	(59,633,000,000)	2,123,526,000,000	100%	-0.028082
124	AISA	Tahunan	2020	1,204,972,000,000	2,011,557,000,000	100%	0.599025
125	AISA	Triwulan 1	2021	2,195,000,000	1,959,286,000,000	100%	0.001120
126	AISA	Triwulan 2	2021	14,310,000,000	1,939,830,000,000	100%	0.007377
127	AISA	Triwulan 3	2021	17,996,000,000	1,952,799,000,000	100%	0.009215
128	AISA	Tahunan	2021	8,771,000,000	1,761,634,000,000	100%	0.004979
129	CEKA	Triwulan 1	2020	66,351,731,725	1,431,472,267,888	100%	0.046352
130	CEKA	Triwulan 2	2020	66,929,113,390	1,369,227,862,983	100%	0.048881
131	CEKA	Triwulan 3	2020	115,367,640,370	1,384,767,008,510	100%	0.083312
132	CEKA	Tahunan	2020	181,812,593,992	1,566,673,828,068	100%	0.116050
133	CEKA	Triwulan 1	2021	49,066,865,146	1,580,461,482,307	100%	0.031046
134	CEKA	Triwulan 2	2021	76,151,213,311	1,490,375,370,979	100%	0.051095
135	CEKA	Triwulan 3	2021	129,568,807,510	1,581,329,942,561	100%	0.081937
136	CEKA	Tahunan	2021	187,066,990,085	1,697,387,196,209	100%	0.110209
137	CLEO	Triwulan 1	2020	35,458,968,169	1,325,761,988,096	100%	0.026746
138	CLEO	Triwulan 2	2020	64,702,105,028	1,339,700,022,806	100%	0.048296
139	CLEO	Triwulan 3	2020	94,281,204,735	1,323,059,335,131	100%	0.071260
140	CLEO	Tahunan	2020	132,772,234,495	1,310,940,121,622	100%	0.101280
141	CLEO	Triwulan 1	2021	41,841,366,781	1,368,832,178,265	100%	0.030567
142	CLEO	Triwulan 2	2021	91,755,607,649	1,393,856,178,451	100%	0.065829
143	CLEO	Triwulan 3	2021	136,595,846,202	1,354,566,838,831	100%	0.100841
144	CLEO	Tahunan	2021	180,711,667,020	1,348,181,576,913	100%	0.134041
145	DLTA	Triwulan 1	2020	42,432,845,000	1,446,280,738,000	100%	0.029339
146	DLTA	Triwulan 2	2020	34,606,288,000	1,406,321,516,000	100%	0.024608
147	DLTA	Triwulan 3	2020	70,526,147,000	1,199,741,960,000	100%	0.058784
148	DLTA	Tahunan	2020	123,465,762,000	1,225,580,913,000	100%	0.100741
149	DLTA	Triwulan 1	2021	56,644,608,000	1,334,586,849,000	100%	0.042444
150	DLTA	Triwulan 2	2021	93,971,641,000	1,376,271,871,000	100%	0.068280
151	DLTA	Triwulan 3	2021	141,488,924,000	1,274,021,207,000	100%	0.111057
152	DLTA	Tahunan	2021	187,992,998,000	1,308,722,065,000	100%	0.143646
153	DMND	Triwulan 1	2020	67,983,000,000	5,534,524,000,000	100%	0.012283
154	DMND	Triwulan 2	2020	92,397,000,000	5,492,131,000,000	100%	0.016824
155	DMND	Triwulan 3	2020	165,027,000,000	5,670,255,000,000	100%	0.029104
156	DMND	Tahunan	2020	205,589,000,000	5,680,638,000,000	100%	0.036191
157	DMND	Triwulan 1	2021	37,071,000,000	5,659,485,000,000	100%	0.006550
158	DMND	Triwulan 2	2021	128,110,000,000	5,789,742,000,000	100%	0.022127
159	DMND	Triwulan 3	2021	210,923,000,000	5,842,979,000,000	100%	0.036099
160	DMND	Tahunan	2021	351,470,000,000	6,297,287,000,000	100%	0.055813

No.	Kode Emiten	Keterangan	Tahun	Laba Bersih Setelah Pajak	Total Aset	%	Jumlah
161	GOOD	Triwulan 1	2020	144,678,556,767	5,517,600,647,979	100%	0.026221
162	GOOD	Triwulan 2	2020	115,049,439,226	5,467,670,236,519	100%	0.021042
163	GOOD	Triwulan 3	2020	197,434,505,066	5,033,154,751,766	100%	0.039227
164	GOOD	Tahunan	2020	245,103,761,907	6,670,943,518,686	100%	0.036742
165	GOOD	Triwulan 1	2021	144,176,784,714	6,860,204,775,516	100%	0.021016
166	GOOD	Triwulan 2	2021	232,457,556,182	6,731,758,905,316	100%	0.034531
167	GOOD	Triwulan 3	2021	370,477,505,608	6,518,042,755,498	100%	0.056839
168	GOOD	Tahunan	2021	492,637,672,186	6,766,602,280,143	100%	0.072804
169	MLBI	Triwulan 1	2020	139,915,000,000	4,078,623,000,000	100%	0.034304
170	MLBI	Triwulan 2	2020	63,095,000,000	3,472,964,000,000	100%	0.018167
171	MLBI	Triwulan 3	2020	153,111,000,000	3,096,121,000,000	100%	0.049453
172	MLBI	Tahunan	2020	285,617,000,000	2,907,425,000,000	100%	0.098237
173	MLBI	Triwulan 1	2021	148,826,000,000	3,229,775,000,000	100%	0.046079
174	MLBI	Triwulan 2	2021	281,671,000,000	2,868,484,000,000	100%	0.098195
175	MLBI	Triwulan 3	2021	412,504,000,000	2,881,005,000,000	100%	0.143181
176	MLBI	Tahunan	2021	665,850,000,000	2,922,017,000,000	100%	0.227873
177	MYOR	Triwulan 1	2020	949,829,206,540	19,474,546,511,239	100%	0.048773
178	MYOR	Triwulan 2	2020	962,566,553,728	18,350,730,146,868	100%	0.052454
179	MYOR	Triwulan 3	2020	1,589,756,874,845	19,002,549,750,564	100%	0.083660
180	MYOR	Tahunan	2020	2,098,168,514,645	19,777,500,514,550	100%	0.106089
181	MYOR	Triwulan 1	2021	844,962,055,275	21,057,319,885,801	100%	0.040127
182	MYOR	Triwulan 2	2021	959,801,885,046	20,190,174,137,050	100%	0.047538
183	MYOR	Triwulan 3	2021	1,005,270,327,972	20,130,677,507,079	100%	0.049937
184	MYOR	Tahunan	2021	1,211,052,647,953	19,917,653,265,528	100%	0.060803
185	PSGO	Triwulan 1	2020	25,749,214,787	3,304,133,608,033	100%	0.007793
186	PSGO	Triwulan 2	2020	789,784,534	3,228,106,906,884	100%	0.000245
187	PSGO	Triwulan 3	2020	2,320,887,451	3,203,349,245,912	100%	0.000725
188	PSGO	Tahunan	2020	26,500,634,368	3,401,723,398,441	100%	0.007790
189	PSGO	Triwulan 1	2021	28,212,892,261	3,414,556,769,255	100%	0.008263
190	PSGO	Triwulan 2	2021	17,317,556,387	3,375,443,307,066	100%	0.005130
191	PSGO	Triwulan 3	2021	61,441,543,755	3,531,607,703,003	100%	0.017398
192	PSGO	Tahunan	2021	213,841,959,820	3,731,907,652,769	100%	0.057301
193	ROTI	Triwulan 1	2020	62,435,059,885	4,665,841,769,904	100%	0.013381
194	ROTI	Triwulan 2	2020	60,425,174,364	4,829,554,855,889	100%	0.012512
195	ROTI	Triwulan 3	2020	87,213,024,923	4,006,505,767,891	100%	0.021768
196	ROTI	Tahunan	2020	168,610,282,478	4,452,166,671,985	100%	0.037872
197	ROTI	Triwulan 1	2021	56,701,110,518	4,550,736,682,064	100%	0.012460
198	ROTI	Triwulan 2	2021	121,783,656,221	4,226,354,598,014	100%	0.028815
199	ROTI	Triwulan 3	2021	209,734,639,557	4,258,570,446,111	100%	0.049250
200	ROTI	Tahunan	2021	281,340,682,456	4,191,284,422,677	100%	0.067125

No.	Kode Emiten	Keterangan	Tahun	Laba Bersih Setelah Pajak	Total Aset	%	Jumlah
201	STTP	Triwulan 1	2020	175,379,802,775	3,103,541,807,577	100%	0.056510
202	STTP	Triwulan 2	2020	278,049,706,066	3,111,044,741,146	100%	0.089375
203	STTP	Triwulan 3	2020	479,355,163,052	3,307,682,419,376	100%	0.144922
204	STTP	Tahunan	2020	628,628,879,549	3,448,995,059,882	100%	0.182264
205	STTP	Triwulan 1	2021	154,720,292,528	3,734,576,264,493	100%	0.041429
206	STTP	Triwulan 2	2021	263,705,053,293	3,454,527,719,369	100%	0.076336
207	STTP	Triwulan 3	2021	433,318,148,120	3,709,050,460,941	100%	0.116827
208	STTP	Tahunan	2021	617,573,766,863	3,919,243,683,748	100%	0.157575
209	ULTJ	Triwulan 1	2020	440,271,000,000	7,132,805,000,000	100%	0.061725
210	ULTJ	Triwulan 2	2020	562,059,000,000	7,054,390,000,000	100%	0.079675
211	ULTJ	Triwulan 3	2020	986,720,000,000	5,584,247,000,000	100%	0.176697
212	ULTJ	Tahunan	2020	1,109,666,000,000	8,754,116,000,000	100%	0.126759
213	ULTJ	Triwulan 1	2021	406,461,000,000	9,126,109,000,000	100%	0.044538
214	ULTJ	Triwulan 2	2021	662,414,000,000	9,304,602,000,000	100%	0.071192
215	ULTJ	Triwulan 3	2021	914,156,000,000	9,014,510,000,000	100%	0.101409
216	ULTJ	Tahunan	2021	1,276,793,000,000	7,406,856,000,000	100%	0.172380
217	WIIM	Triwulan 1	2020	14,305,841,697	1,390,928,319,404	100%	0.010285
218	WIIM	Triwulan 2	2020	43,686,324,809	1,437,178,033,672	100%	0.030397
219	WIIM	Triwulan 3	2020	108,862,420,115	1,553,496,108,831	100%	0.070076
220	WIIM	Tahunan	2020	172,506,562,986	1,614,442,007,528	100%	0.106852
221	WIIM	Triwulan 1	2021	38,627,960,473	1,571,907,546,571	100%	0.024574
222	WIIM	Triwulan 2	2021	63,100,390,966	1,702,080,916,497	100%	0.037072
223	WIIM	Triwulan 3	2021	108,939,198,738	1,735,336,876,210	100%	0.062777
224	WIIM	Tahunan	2021	176,877,010,231	1,891,169,731,202	100%	0.093528
225	DVLA	Triwulan 1	2020	56,481,425,000	1,933,878,892,000	100%	0.029206
226	DVLA	Triwulan 2	2020	138,965,982,000	2,010,537,712,000	100%	0.069119
227	DVLA	Triwulan 3	2020	147,293,809,000	1,908,328,939,000	100%	0.077185
228	DVLA	Tahunan	2020	162,072,984,000	1,986,711,872,000	100%	0.081579
229	DVLA	Triwulan 1	2021	80,924,101,000	2,031,424,883,000	100%	0.039836
230	DVLA	Triwulan 2	2021	133,319,623,000	2,078,917,555,000	100%	0.064129
231	DVLA	Triwulan 3	2021	268,063,948,000	2,181,433,109,000	100%	0.122884
232	DVLA	Tahunan	2021	146,725,628,000	2,085,904,980,000	100%	0.070341

No.	Kode Emiten	Keterangan	Tahun	Laba Bersih Setelah Pajak	Total Aset	%	Jumlah
233	KAEF	Triwulan 1	2020	14,828,432,000	17,199,590,521,000	100%	0.000862
234	KAEF	Triwulan 2	2020	51,000,936,000	17,513,999,167,000	100%	0.002912
235	KAEF	Triwulan 3	2020	45,327,415,000	17,687,655,369,000	100%	0.002563
236	KAEF	Tahunan	2020	20,425,757,000	17,562,816,674,000	100%	0.001163
237	KAEF	Triwulan 1	2021	15,189,448,000	17,465,893,976,000	100%	0.000870
238	KAEF	Triwulan 2	2021	53,398,193,000	17,783,231,635,000	100%	0.003003
239	KAEF	Triwulan 3	2021	294,692,637,000	18,845,333,250,000	100%	0.015637
240	KAEF	Tahunan	2021	289,888,789,000	17,760,195,040,000	100%	0.016322
241	SIDO	Triwulan 1	2020	231,534,000,000	3,736,043,000,000	100%	0.061973
242	SIDO	Triwulan 2	2020	413,791,000,000	3,444,139,000,000	100%	0.120144
243	SIDO	Triwulan 3	2020	640,805,000,000	3,699,613,000,000	100%	0.173209
244	SIDO	Tahunan	2020	934,016,000,000	3,849,516,000,000	100%	0.242632
245	SIDO	Triwulan 1	2021	269,043,000,000	4,007,421,000,000	100%	0.067136
246	SIDO	Triwulan 2	2021	502,001,000,000	3,591,106,000,000	100%	0.139790
247	SIDO	Triwulan 3	2021	865,498,000,000	3,650,853,000,000	100%	0.237067
248	SIDO	Tahunan	2021	1,260,898,000,000	4,068,970,000,000	100%	0.309881
249	SCPI	Triwulan 1	2020	86,093,303,000	1,781,250,380,000	100%	0.048333
250	SCPI	Triwulan 2	2020	127,613,008,000	1,762,702,209,000	100%	0.072396
251	SCPI	Triwulan 3	2020	192,270,302,000	1,771,073,885,000	100%	0.108561
252	SCPI	Tahunan	2020	218,362,874,000	1,598,281,523,000	100%	0.136624
253	SCPI	Triwulan 1	2021	27,319,301,000	1,468,250,008,000	100%	0.018607
254	SCPI	Triwulan 2	2021	72,047,916,000	1,579,628,397,000	100%	0.045611
255	SCPI	Triwulan 3	2021	100,999,258,000	1,465,991,131,000	100%	0.068895
256	SCPI	Tahunan	2021	118,691,582,000	1,212,160,543,000	100%	0.097917

## LAMPIRAN 11

### Perhitungan *Leverage* (X2)

No.	Kode Emiten	Keterangan	Tahun	Total Hutang	Total Ekuitas	%	Total
1	INTP	Triwulan 1	2020	3,898,915,000,000	23,482,688,000,000	100%	0.166034
2	INTP	Triwulan 2	2020	3,499,253,000,000	23,538,141,000,000	100%	0.148663
3	INTP	Triwulan 3	2020	3,992,723,000,000	22,344,865,000,000	100%	0.178686
4	INTP	Tahunan	2020	5,168,424,000,000	22,176,248,000,000	100%	0.233061
5	INTP	Triwulan 1	2021	4,804,227,000,000	22,527,835,000,000	100%	0.213257
6	INTP	Triwulan 2	2021	4,594,104,000,000	22,673,072,000,000	100%	0.202624
7	INTP	Triwulan 3	2021	4,706,867,000,000	21,549,654,000,000	100%	0.218420
8	INTP	Tahunan	2021	5,515,150,000,000	20,620,964,000,000	100%	0.267454
9	SMCB	Triwulan 1	2020	12,416,815,000,000	7,059,435,000,000	100%	1.758896
10	SMCB	Triwulan 2	2020	12,431,267,000,000	7,073,090,000,000	100%	1.757544
11	SMCB	Triwulan 3	2020	12,883,412,000,000	7,371,983,000,000	100%	1.747618
12	SMCB	Tahunan	2020	13,171,946,000,000	7,566,179,000,000	100%	1.740898
13	SMCB	Triwulan 1	2021	13,579,068,000,000	7,527,167,000,000	100%	1.804008
14	SMCB	Triwulan 2	2021	13,033,721,000,000	7,620,159,000,000	100%	1.710426
15	SMCB	Triwulan 3	2021	10,100,645,000,000	10,938,213,000,000	100%	0.923427
16	SMCB	Tahunan	2021	10,309,519,000,000	11,182,197,000,000	100%	0.921958
17	WTON	Triwulan 1	2020	6,411,343,454,915	3,208,755,667,300	100%	1.998078
18	WTON	Triwulan 2	2020	5,865,545,396,919	3,303,355,377,664	100%	1.775633
19	WTON	Triwulan 3	2020	5,946,172,076,406	3,319,536,309,046	100%	1.791266
20	WTON	Tahunan	2020	5,118,444,300,470	3,390,572,999,124	100%	1.509610
21	WTON	Triwulan 1	2021	4,174,623,938,978	3,412,631,902,743	100%	1.223286
22	WTON	Triwulan 2	2021	3,954,236,740,968	3,400,704,175,179	100%	1.162770
23	WTON	Triwulan 3	2021	5,057,401,276,493	3,417,840,961,437	100%	1.479706
24	WTON	Tahunan	2021	5,480,299,148,683	3,447,884,344,237	100%	1.589467
25	AGII	Triwulan 1	2020	3,869,204,000,000	3,319,887,000,000	100%	1.165463
26	AGII	Triwulan 2	2020	3,813,044,000,000	3,308,289,000,000	100%	1.152573
27	AGII	Triwulan 3	2020	3,795,836,000,000	3,322,311,000,000	100%	1.142529
28	AGII	Tahunan	2020	3,739,317,000,000	3,382,141,000,000	100%	1.105606
29	AGII	Triwulan 1	2021	4,268,410,000,000	3,433,623,000,000	100%	1.243121
30	AGII	Triwulan 2	2021	4,237,349,000,000	3,481,005,000,000	100%	1.217277
31	AGII	Triwulan 3	2021	4,499,010,000,000	3,551,410,000,000	100%	1.266824
32	AGII	Tahunan	2021	4,581,674,000,000	3,582,925,000,000	100%	1.278752
33	BUDI	Triwulan 1	2020	1,553,089,000,000	1,293,178,000,000	100%	1.200986
34	BUDI	Triwulan 2	2020	1,613,293,000,000	1,301,002,000,000	100%	1.240039
35	BUDI	Triwulan 3	2020	1,655,516,000,000	1,280,161,000,000	100%	1.293209
36	BUDI	Tahunan	2020	1,640,851,000,000	1,322,156,000,000	100%	1.241042
37	BUDI	Triwulan 1	2021	1,640,216,000,000	1,354,159,000,000	100%	1.211243
38	BUDI	Triwulan 2	2021	1,605,577,000,000	1,373,793,000,000	100%	1.168718
39	BUDI	Triwulan 3	2021	1,691,492,000,000	1,364,619,000,000	100%	1.239534
40	BUDI	Tahunan	2021	1,605,521,000,000	1,387,697,000,000	100%	1.156968

No.	Kode Emiten	Keterangan	Tahun	Total Hutang	Total Ekuitas	%	Total
41	IMPC	Triwulan 1	2020	1,251,330,719,729	1,462,139,921,321	100%	0.855821
42	IMPC	Triwulan 2	2020	1,210,499,019,976	1,428,106,171,168	100%	0.847625
43	IMPC	Triwulan 3	2020	1,195,672,660,187	1,486,765,680,307	100%	0.804211
44	IMPC	Tahunan	2020	1,231,192,233,990	1,465,907,828,766	100%	0.839884
45	IMPC	Triwulan 1	2021	1,179,137,679,777	1,526,397,975,580	100%	0.772497
46	IMPC	Triwulan 2	2021	1,211,844,554,051	1,543,507,624,566	100%	0.785124
47	IMPC	Triwulan 3	2021	1,158,019,798,713	1,613,322,358,889	100%	0.717786
48	IMPC	Tahunan	2021	1,184,949,828,309	1,676,548,380,055	100%	0.706779
49	PBID	Triwulan 1	2020	656,896,541,000	1,732,687,124,000	100%	0.379120
50	PBID	Triwulan 2	2020	568,393,471,000	1,693,651,388,000	100%	0.335602
51	PBID	Triwulan 3	2020	503,845,648,000	1,824,613,847,000	100%	0.276138
52	PBID	Tahunan	2020	492,491,798,000	1,928,809,281,000	100%	0.255335
53	PBID	Triwulan 1	2021	545,655,213,000	2,050,180,904,000	100%	0.266150
54	PBID	Triwulan 2	2021	544,774,788,000	1,975,417,932,000	100%	0.275777
55	PBID	Triwulan 3	2021	585,200,945,000	2,060,814,078,000	100%	0.283966
56	PBID	Tahunan	2021	524,108,151,000	2,277,078,807,000	100%	0.230167
57	TRST	Triwulan 1	2020	2,502,314,989,989	2,565,227,724,900	100%	0.975475
58	TRST	Triwulan 2	2020	2,159,169,014,103	2,271,739,770,346	100%	0.950447
59	TRST	Triwulan 3	2020	2,114,881,960,251	2,362,809,347,272	100%	0.895071
60	TRST	Tahunan	2020	1,935,444,689,989	2,266,810,434,281	100%	0.853819
61	TRST	Triwulan 1	2021	2,116,218,226,844	2,385,088,132,792	100%	0.887270
62	TRST	Triwulan 2	2021	2,187,497,768,189	2,456,279,298,085	100%	0.890574
63	TRST	Triwulan 3	2021	2,179,233,663,618	2,420,605,293,943	100%	0.900285
64	TRST	Tahunan	2021	2,166,143,898,397	2,462,688,053,534	100%	0.879585
65	JPFA	Triwulan 1	2020	16,086,152,000,000	11,557,573,000,000	100%	1.391828
66	JPFA	Triwulan 2	2020	16,440,998,000,000	11,355,367,000,000	100%	1.447861
67	JPFA	Triwulan 3	2020	15,432,813,000,000	11,365,394,000,000	100%	1.357878
68	JPFA	Tahunan	2020	14,539,790,000,000	11,411,970,000,000	100%	1.274082
69	JPFA	Triwulan 1	2021	20,381,353,000,000	12,356,902,000,000	100%	1.649390
70	JPFA	Triwulan 2	2021	17,684,877,000,000	12,474,968,000,000	100%	1.417629
71	JPFA	Triwulan 3	2021	17,044,676,000,000	12,572,640,000,000	100%	1.355696
72	JPFA	Tahunan	2021	15,486,946,000,000	13,102,710,000,000	100%	1.181965
73	SIPD	Triwulan 1	2020	1,479,328,000,000	945,368,000,000	100%	1.564817
74	SIPD	Triwulan 2	2020	1,518,279,000,000	926,632,000,000	100%	1.638492
75	SIPD	Triwulan 3	2020	1,451,972,000,000	947,500,000,000	100%	1.532424
76	SIPD	Tahunan	2020	1,717,786,000,000	900,768,000,000	100%	1.907024
77	SIPD	Triwulan 1	2021	1,880,832,000,000	941,209,000,000	100%	1.998315
78	SIPD	Triwulan 2	2021	1,847,128,000,000	914,881,000,000	100%	2.018982
79	SIPD	Triwulan 3	2021	1,970,951,000,000	859,207,000,000	100%	2.293919
80	SIPD	Tahunan	2021	1,868,100,000,000	926,013,000,000	100%	2.017358

No.	Kode Emiten	Keterangan	Tahun	Total Hutang	Total Ekuitas	%	Total
81	FASW	Triwulan 1	2020	7,779,171,424,744	3,907,841,559,981	100%	1.990657
82	FASW	Triwulan 2	2020	6,640,782,905,379	4,450,396,258,776	100%	1.492178
83	FASW	Triwulan 3	2020	6,783,967,949,836	4,457,673,241,274	100%	1.521863
84	FASW	Tahunan	2020	6,930,049,000,000	4,582,995,000,000	100%	1.512122
85	FASW	Triwulan 1	2021	7,748,736,000,000	4,605,730,000,000	100%	1.682412
86	FASW	Triwulan 2	2021	8,315,262,000,000	4,757,283,000,000	100%	1.747901
87	FASW	Triwulan 3	2021	8,245,570,000,000	4,925,786,000,000	100%	1.673960
88	FASW	Tahunan	2021	8,209,355,000,000	5,092,869,000,000	100%	1.611931
89	KDSI	Triwulan 1	2020	648,238,737,299	622,655,621,317	100%	1.041087
90	KDSI	Triwulan 2	2020	649,722,937,238	628,984,455,960	100%	1.032971
91	KDSI	Triwulan 3	2020	578,653,209,087	642,325,699,637	100%	0.900872
92	KDSI	Tahunan	2020	582,239,031,320	663,468,205,642	100%	0.877569
93	KDSI	Triwulan 1	2021	700,437,837,181	683,978,716,533	100%	1.024064
94	KDSI	Triwulan 2	2021	734,470,124,273	709,482,279,759	100%	1.035220
95	KDSI	Triwulan 3	2021	639,794,797,502	724,450,191,591	100%	0.883145
96	KDSI	Tahunan	2021	628,998,263,092	719,731,966,183	100%	0.873934
97	INDS	Triwulan 1	2020	277,988,631,555	2,615,413,082,046	100%	0.106289
98	INDS	Triwulan 2	2020	244,645,038,769	2,598,687,328,308	100%	0.094142
99	INDS	Triwulan 3	2020	240,257,027,423	2,541,802,460,039	100%	0.094522
100	INDS	Tahunan	2020	262,519,771,935	2,563,740,312,761	100%	0.102397
101	INDS	Triwulan 1	2021	334,964,287,210	2,610,901,143,883	100%	0.128295
102	INDS	Triwulan 2	2021	418,256,732,195	2,595,822,085,205	100%	0.161127
103	INDS	Triwulan 3	2021	359,356,673,539	2,650,633,304,476	100%	0.135574
104	INDS	Tahunan	2021	502,584,655,311	2,662,433,401,892	100%	0.188769
105	SMSM	Triwulan 1	2020	897,718,000,000	2,602,131,000,000	100%	0.344993
106	SMSM	Triwulan 2	2020	717,128,000,000	2,649,379,000,000	100%	0.270678
107	SMSM	Triwulan 3	2020	642,053,000,000	2,596,263,000,000	100%	0.247299
108	SMSM	Tahunan	2020	727,016,000,000	2,648,510,000,000	100%	0.274500
109	SMSM	Triwulan 1	2021	921,258,000,000	2,838,989,000,000	100%	0.324502
110	SMSM	Triwulan 2	2021	1,157,420,000,000	2,814,581,000,000	100%	0.411223
111	SMSM	Triwulan 3	2021	988,489,000,000	2,868,443,000,000	100%	0.344608
112	SMSM	Tahunan	2021	957,229,000,000	2,911,633,000,000	100%	0.328760
113	SCCO	Triwulan 1	2020	884,857,164,156	3,251,721,185,117	100%	0.272120
114	SCCO	Triwulan 2	2020	807,954,080,022	3,177,890,354,176	100%	0.254242
115	SCCO	Triwulan 3	2020	727,875,307,502	3,212,444,737,824	100%	0.226580
116	SCCO	Tahunan	2020	468,700,817,137	3,273,954,601,054	100%	0.143160
117	SCCO	Triwulan 1	2021	272,387,876,380	3,333,201,348,042	100%	0.081720
118	SCCO	Triwulan 2	2021	257,505,248,865	3,361,539,218,341	100%	0.076603
119	SCCO	Triwulan 3	2021	258,091,537,291	3,329,603,314,362	100%	0.077514
120	SCCO	Tahunan	2021	296,166,762,993	4,402,697,364,241	100%	0.067269

No.	Kode Emiten	Keterangan	Tahun	Total Hutang	Total Ekuitas	%	Total
121	AISA	Triwulan 1	2020	3,489,158,000,000	(1,323,489,000,000)	100%	-2.636333
122	AISA	Triwulan 2	2020	3,405,430,000,000	(1,357,790,000,000)	100%	-2.508068
123	AISA	Triwulan 3	2020	3,505,354,000,000	(1,381,828,000,000)	100%	-2.536751
124	AISA	Tahunan	2020	1,183,300,000,000	828,257,000,000	100%	1.428663
125	AISA	Triwulan 1	2021	1,127,202,000,000	832,084,000,000	100%	1.354673
126	AISA	Triwulan 2	2021	1,101,119,000,000	838,711,000,000	100%	1.312871
127	AISA	Triwulan 3	2021	1,108,770,000,000	844,029,000,000	100%	1.313663
128	AISA	Tahunan	2021	942,744,000,000	818,890,000,000	100%	1.151246
129	CEKA	Triwulan 1	2020	233,825,839,329	1,197,646,428,559	100%	0.195238
130	CEKA	Triwulan 2	2020	171,004,052,759	1,198,223,810,224	100%	0.142715
131	CEKA	Triwulan 3	2020	197,604,671,306	1,187,162,337,204	100%	0.166451
132	CEKA	Tahunan	2020	305,958,833,204	1,260,714,994,864	100%	0.242687
133	CEKA	Triwulan 1	2021	270,679,622,297	1,309,781,860,010	100%	0.206660
134	CEKA	Triwulan 2	2021	213,009,162,804	1,277,366,208,175	100%	0.166757
135	CEKA	Triwulan 3	2021	250,546,140,187	1,330,783,802,374	100%	0.188270
136	CEKA	Tahunan	2021	310,020,233,374	1,387,366,962,835	100%	0.223459
137	CLEO	Triwulan 1	2020	524,003,583,901	801,758,404,195	100%	0.653568
138	CLEO	Triwulan 2	2020	511,400,705,603	828,299,317,203	100%	0.617411
139	CLEO	Triwulan 3	2020	465,180,918,221	857,878,416,910	100%	0.542246
140	CLEO	Tahunan	2020	416,194,010,942	894,746,110,680	100%	0.465153
141	CLEO	Triwulan 1	2021	430,742,479,669	938,089,698,596	100%	0.459170
142	CLEO	Triwulan 2	2021	435,835,988,986	958,020,189,465	100%	0.454934
143	CLEO	Triwulan 3	2021	367,630,788,002	986,936,050,829	100%	0.372497
144	CLEO	Tahunan	2021	346,601,683,606	1,001,579,893,307	100%	0.346055
145	DLTA	Triwulan 1	2020	190,284,561,000	1,255,996,177,000	100%	0.151501
146	DLTA	Triwulan 2	2020	155,159,085,000	1,251,162,431,000	100%	0.124012
147	DLTA	Triwulan 3	2020	224,796,988,000	974,944,972,000	100%	0.230574
148	DLTA	Tahunan	2020	205,681,950,000	1,019,898,963,000	100%	0.201669
149	DLTA	Triwulan 1	2021	258,043,278,000	1,076,543,571,000	100%	0.239696
150	DLTA	Triwulan 2	2021	262,401,267,000	1,113,870,604,000	100%	0.235576
151	DLTA	Triwulan 3	2021	312,798,082,000	961,223,125,000	100%	0.325417
152	DLTA	Tahunan	2021	298,548,048,000	1,010,174,017,000	100%	0.295541
153	DMND	Triwulan 1	2020	1,034,950,000,000	4,499,574,000,000	100%	0.230011
154	DMND	Triwulan 2	2020	1,004,529,000,000	4,487,602,000,000	100%	0.223845
155	DMND	Triwulan 3	2020	1,110,023,000,000	4,560,232,000,000	100%	0.243414
156	DMND	Tahunan	2020	1,025,042,000,000	4,655,596,000,000	100%	0.220174
157	DMND	Triwulan 1	2021	966,818,000,000	4,692,667,000,000	100%	0.206027
158	DMND	Triwulan 2	2021	1,006,036,000,000	4,783,706,000,000	100%	0.210305
159	DMND	Triwulan 3	2021	976,398,000,000	4,866,581,000,000	100%	0.200633
160	DMND	Tahunan	2021	1,277,906,000,000	5,019,381,000,000	100%	0.254594



No.	Kode Emiten	Keterangan	Tahun	Total Hutang	Total Ekuitas	%	Total
161	GOOD	Triwulan 1	2020	2,642,739,445,347	2,874,861,202,632	100%	0.919258
162	GOOD	Triwulan 2	2020	2,874,033,172,350	2,593,637,064,169	100%	1.108109
163	GOOD	Triwulan 3	2020	2,379,636,125,236	2,653,518,626,530	100%	0.896785
164	GOOD	Tahunan	2020	3,713,983,005,151	2,956,960,513,535	100%	1.256014
165	GOOD	Triwulan 1	2021	3,826,456,314,357	3,033,748,461,159	100%	1.261296
166	GOOD	Triwulan 2	2021	3,767,811,780,883	2,963,947,124,433	100%	1.271214
167	GOOD	Triwulan 3	2021	3,639,962,790,578	2,878,079,964,920	100%	1.264719
168	GOOD	Tahunan	2021	3,735,944,249,731	3,030,658,030,412	100%	1.232717
169	MLBI	Triwulan 1	2020	2,793,944,000,000	1,284,679,000,000	100%	2.174819
170	MLBI	Triwulan 2	2020	2,265,105,000,000	1,207,859,000,000	100%	1.875306
171	MLBI	Triwulan 3	2020	1,798,246,000,000	1,297,875,000,000	100%	1.385531
172	MLBI	Tahunan	2020	1,474,019,000,000	1,433,406,000,000	100%	1.028333
173	MLBI	Triwulan 1	2021	1,647,543,000,000	1,582,232,000,000	100%	1.041278
174	MLBI	Triwulan 2	2021	2,154,320,000,000	714,164,000,000	100%	3.016562
175	MLBI	Triwulan 3	2021	2,036,008,000,000	844,997,000,000	100%	2.409485
176	MLBI	Tahunan	2021	1,822,860,000,000	1,099,157,000,000	100%	1.658416
177	MYOR	Triwulan 1	2020	8,627,693,821,944	10,846,852,689,295	100%	0.795410
178	MYOR	Triwulan 2	2020	7,489,102,642,184	10,861,627,504,684	100%	0.689501
179	MYOR	Triwulan 3	2020	8,189,388,934,477	10,813,160,816,087	100%	0.757354
180	MYOR	Tahunan	2020	8,506,032,464,592	11,271,468,049,958	100%	0.754652
181	MYOR	Triwulan 1	2021	8,936,360,348,056	12,120,959,537,745	100%	0.737265
182	MYOR	Triwulan 2	2021	7,955,589,662,982	12,234,584,474,068	100%	0.650254
183	MYOR	Triwulan 3	2021	9,063,278,888,053	11,067,398,619,026	100%	0.818917
184	MYOR	Tahunan	2021	8,557,621,889,393	11,360,031,396,135	100%	0.753310
185	PSGO	Triwulan 1	2020	2,101,470,172,667	1,202,663,435,366	100%	1.747347
186	PSGO	Triwulan 2	2020	2,050,402,901,771	1,171,704,005,113	100%	1.749932
187	PSGO	Triwulan 3	2020	2,024,114,021,492	1,179,235,224,420	100%	1.716463
188	PSGO	Tahunan	2020	2,191,495,435,706	1,210,227,962,735	100%	1.810812
189	PSGO	Triwulan 1	2021	2,176,115,914,259	1,238,440,854,996	100%	1.757142
190	PSGO	Triwulan 2	2021	2,147,897,787,944	1,277,545,519,122	100%	1.681269
191	PSGO	Triwulan 3	2021	2,259,938,196,512	1,271,669,506,490	100%	1.777143
192	PSGO	Tahunan	2021	2,307,095,621,382	1,424,812,031,387	100%	1.619228
193	ROTI	Triwulan 1	2020	1,775,690,265,231	2,890,151,504,673	100%	0.614393
194	ROTI	Triwulan 2	2020	2,029,935,605,152	2,799,619,250,737	100%	0.725076
195	ROTI	Triwulan 3	2020	1,311,264,320,308	2,695,241,447,579	100%	0.486511
196	ROTI	Tahunan	2020	1,224,495,624,254	3,227,671,047,731	100%	0.379374
197	ROTI	Triwulan 1	2021	1,266,364,523,815	3,284,372,158,249	100%	0.385573
198	ROTI	Triwulan 2	2021	1,275,317,273,614	2,951,037,324,400	100%	0.432159
199	ROTI	Triwulan 3	2021	1,306,239,226,274	2,958,570,446,111	100%	0.441510
200	ROTI	Tahunan	2021	1,341,864,891,951	2,849,419,530,726	100%	0.470926

No.	Kode Emiten	Keterangan	Tahun	Total Hutang	Total Ekuitas	%	Total
201	STTP	Triwulan 1	2020	780,154,996,822	2,323,386,810,755	100%	0.335784
202	STTP	Triwulan 2	2020	690,477,873,250	2,420,566,867,896	100%	0.285255
203	STTP	Triwulan 3	2020	785,227,896,595	2,522,454,522,781	100%	0.311295
204	STTP	Tahunan	2020	775,696,860,738	2,673,298,199,144	100%	0.290165
205	STTP	Triwulan 1	2021	905,068,714,961	2,829,507,549,532	100%	0.319868
206	STTP	Triwulan 2	2021	515,447,293,738	2,939,080,425,631	100%	0.175377
207	STTP	Triwulan 3	2021	599,218,353,890	3,109,832,107,051	100%	0.192685
208	STTP	Tahunan	2021	618,395,061,219	3,300,848,622,529	100%	0.187344
209	ULTJ	Triwulan 1	2020	1,037,395,000,000	6,095,410,000,000	100%	0.170193
210	ULTJ	Triwulan 2	2020	849,092,000,000	6,205,298,000,000	100%	0.136833
211	ULTJ	Triwulan 3	2020	942,379,000,000	4,641,868,000,000	100%	0.203017
212	ULTJ	Tahunan	2020	3,972,379,000,000	4,781,737,000,000	100%	0.830740
213	ULTJ	Triwulan 1	2021	3,948,965,000,000	5,177,144,000,000	100%	0.762769
214	ULTJ	Triwulan 2	2021	3,873,427,000,000	5,431,175,000,000	100%	0.713184
215	ULTJ	Triwulan 3	2021	4,228,101,000,000	4,786,409,000,000	100%	0.883356
216	ULTJ	Tahunan	2021	2,268,730,000,000	5,138,126,000,000	100%	0.441548
217	WIIM	Triwulan 1	2020	346,353,848,833	1,044,574,470,571	100%	0.331574
218	WIIM	Triwulan 2	2020	366,357,184,482	1,070,820,849,190	100%	0.342127
219	WIIM	Triwulan 3	2020	427,913,831,342	1,125,582,277,489	100%	0.380171
220	WIIM	Tahunan	2020	428,590,166,019	1,185,851,841,509	100%	0.361420
221	WIIM	Triwulan 1	2021	349,598,877,547	1,222,308,669,024	100%	0.286015
222	WIIM	Triwulan 2	2021	457,470,949,938	1,244,609,966,559	100%	0.367562
223	WIIM	Triwulan 3	2021	490,167,069,897	1,245,169,806,313	100%	0.393655
224	WIIM	Tahunan	2021	572,784,572,607	1,318,385,158,595	100%	0.434459
225	DVLA	Triwulan 1	2020	588,498,807,000	1,345,380,085,000	100%	0.437422
226	DVLA	Triwulan 2	2020	582,045,598,000	1,428,492,114,000	100%	0.407455
227	DVLA	Triwulan 3	2020	553,526,083,000	1,354,802,856,000	100%	0.408566
228	DVLA	Tahunan	2020	660,424,729,000	1,326,711,872,000	100%	0.497791
229	DVLA	Triwulan 1	2021	628,462,830,000	1,402,962,053,000	100%	0.447954
230	DVLA	Triwulan 2	2021	628,148,242,000	1,450,769,313,000	100%	0.432976
231	DVLA	Triwulan 3	2021	679,418,363,000	1,502,014,746,000	100%	0.452338
232	DVLA	Tahunan	2021	705,106,719,000	1,380,798,261,000	100%	0.510652

No.	Kode Emiten	Keterangan	Tahun	Total Hutang	Total Ekuitas	%	Total
233	KAEF	Triwulan 1	2020	10,215,698,608,000	6,983,891,913,000	100%	1.462752
234	KAEF	Triwulan 2	2020	10,581,167,930,000	6,932,831,237,000	100%	1.526241
235	KAEF	Triwulan 3	2020	10,772,392,369,000	6,915,263,001,000	100%	1.557770
236	KAEF	Tahunan	2020	10,457,144,628,000	7,105,672,046,000	100%	1.471662
237	KAEF	Triwulan 1	2021	10,339,644,002,000	17,465,893,976,000	100%	0.591991
238	KAEF	Triwulan 2	2021	10,663,565,039,000	7,119,666,596,000	100%	1.497762
239	KAEF	Triwulan 3	2021	11,605,056,865,000	7,240,276,385,000	100%	1.602847
240	KAEF	Tahunan	2021	10,528,322,405,000	7,231,872,635,000	100%	1.455822
241	SIDO	Triwulan 1	2020	439,708,000,000	3,736,043,000,000	100%	0.117694
242	SIDO	Triwulan 2	2020	366,524,000,000	3,077,615,000,000	100%	0.119094
243	SIDO	Triwulan 3	2020	394,953,000,000	3,304,660,000,000	100%	0.119514
244	SIDO	Tahunan	2020	627,776,000,000	3,221,740,000,000	100%	0.194856
245	SIDO	Triwulan 1	2021	1,077,829,000,000	2,929,592,000,000	100%	0.367911
246	SIDO	Triwulan 2	2021	427,920,000,000	3,163,186,000,000	100%	0.135281
247	SIDO	Triwulan 3	2021	587,237,000,000	3,063,616,000,000	100%	0.191681
248	SIDO	Tahunan	2021	597,785,000,000	3,471,185,000,000	100%	0.172214
249	SCPI	Triwulan 1	2020	1,078,156,798,000	703,093,582,000	100%	1.533447
250	SCPI	Triwulan 2	2020	1,018,088,922,000	744,613,287,000	100%	1.367272
251	SCPI	Triwulan 3	2020	961,803,304,000	809,270,581,000	100%	1.188482
252	SCPI	Tahunan	2020	766,072,367,000	832,209,156,000	100%	0.920529
253	SCPI	Triwulan 1	2021	588,755,025,000	879,494,983,000	100%	0.669424
254	SCPI	Triwulan 2	2021	655,404,798,000	924,223,599,000	100%	0.709141
255	SCPI	Triwulan 3	2021	512,816,190,000	953,174,941,000	100%	0.538008
256	SCPI	Tahunan	2021	239,608,077,000	977,552,466,000	100%	0.245110

## LAMPIRAN 12

### Perhitungan Perencanaan Pajak (X3)

No.	Kode Emiten	Keterangan	Tahun	Laba Bersih Setelah Pajak	Laba Sebelum Pajak	%	Hasil
1	INTP	Triwulan 1	2020	400,432,000,000	458,228,000,000	100%	0.87387065
2	INTP	Triwulan 2	2020	470,029,000,000	549,794,000,000	100%	0.854918388
3	INTP	Triwulan 3	2020	1,116,747,000,000	1,359,658,000,000	100%	0.821344044
4	INTP	Tahunan	2020	1,806,337,000,000	2,148,238,000,000	100%	0.840846
5	INTP	Triwulan 1	2021	351,317,000,000	439,234,000,000	100%	0.799840
6	INTP	Triwulan 2	2021	586,577,000,000	730,864,000,000	100%	0.802580
7	INTP	Triwulan 3	2021	1,208,258,000,000	1,540,195,000,000	100%	0.784484
8	INTP	Tahunan	2021	1,788,496,000,000	2,234,002,000,000	100%	0.800579
9	SMCB	Triwulan 1	2020	68,429,000,000	296,218,000,000	100%	0.231009
10	SMCB	Triwulan 2	2020	82,084,000,000	152,226,000,000	100%	0.539225
11	SMCB	Triwulan 3	2020	438,501,000,000	965,250,000,000	100%	0.454287
12	SMCB	Tahunan	2020	650,988,000,000	977,898,000,000	100%	0.665701
13	SMCB	Triwulan 1	2021	156,267,000,000	348,877,000,000	100%	0.447914
14	SMCB	Triwulan 2	2021	249,259,000,000	616,399,000,000	100%	0.404379
15	SMCB	Triwulan 3	2021	459,118,000,000	1,022,079,000,000	100%	0.449200
16	SMCB	Tahunan	2021	720,933,000,000	1,088,306,000,000	100%	0.662436
17	WTON	Triwulan 1	2020	71,813,116,444	75,296,948,311	100%	0.953732
18	WTON	Triwulan 2	2020	34,178,073,371	52,262,293,796	100%	0.653972
19	WTON	Triwulan 3	2020	50,359,004,753	58,729,701,458	100%	0.857471
20	WTON	Tahunan	2020	123,147,079,420	130,504,809,969	100%	0.943621
21	WTON	Triwulan 1	2021	22,058,903,619	23,512,968,948	100%	0.938159
22	WTON	Triwulan 2	2021	35,764,519,075	40,327,869,992	100%	0.886844
23	WTON	Triwulan 3	2021	51,289,298,834	55,558,307,832	100%	0.923162
24	WTON	Tahunan	2021	81,433,957,569	78,646,542,746	100%	1.035442
25	AGII	Triwulan 1	2020	20,323,000,000	24,187,000,000	100%	0.840245
26	AGII	Triwulan 2	2020	18,139,000,000	19,889,000,000	100%	0.912012
27	AGII	Triwulan 3	2020	32,171,000,000	38,388,000,000	100%	0.838048
28	AGII	Tahunan	2020	99,862,000,000	96,179,000,000	100%	1.038293
29	AGII	Triwulan 1	2021	51,482,000,000	60,296,000,000	100%	0.853821
30	AGII	Triwulan 2	2021	98,864,000,000	114,413,000,000	100%	0.864098
31	AGII	Triwulan 3	2021	178,857,000,000	216,919,000,000	100%	0.824534
32	AGII	Tahunan	2021	211,485,000,000	275,898,000,000	100%	0.766533
33	BUDI	Triwulan 1	2020	7,860,000,000	10,214,000,000	100%	0.769532
34	BUDI	Triwulan 2	2020	15,684,000,000	19,945,000,000	100%	0.786362
35	BUDI	Triwulan 3	2020	21,837,000,000	27,714,000,000	100%	0.787941
36	BUDI	Tahunan	2020	67,093,000,000	69,312,000,000	100%	0.967985
37	BUDI	Triwulan 1	2021	32,003,000,000	39,896,000,000	100%	0.802161
38	BUDI	Triwulan 2	2021	51,637,000,000	65,160,000,000	100%	0.792465
39	BUDI	Triwulan 3	2021	69,457,000,000	87,025,000,000	100%	0.798127
40	BUDI	Tahunan	2021	91,723,000,000	113,965,000,000	100%	0.804835

No.	Kode Emiten	Keterangan	Tahun	Laba Bersih Setelah Pajak	Laba Sebelum Pajak	%	Hasil
41	IMPC	Triwulan 1	2020	53,038,711,764	73,980,643,129	100%	0.716927
42	IMPC	Triwulan 2	2020	22,115,384,448	35,105,385,561	100%	0.629971
43	IMPC	Triwulan 3	2020	78,067,798,505	110,858,026,391	100%	0.704214
44	IMPC	Tahunan	2020	115,805,324,362	175,476,928,095	100%	0.659946
45	IMPC	Triwulan 1	2021	60,085,468,071	84,067,151,328	100%	0.714732
46	IMPC	Triwulan 2	2021	101,164,050,355	148,324,939,519	100%	0.682043
47	IMPC	Triwulan 3	2021	155,425,707,867	214,635,455,627	100%	0.724138
48	IMPC	Tahunan	2021	206,588,977,295	276,021,681,104	100%	0.748452
49	PBID	Triwulan 1	2020	62,001,460,000	86,307,548,000	100%	0.718378
50	PBID	Triwulan 2	2020	140,703,009,000	189,234,676,000	100%	0.743537
51	PBID	Triwulan 3	2020	270,512,389,000	354,512,479,000	100%	0.763055
52	PBID	Tahunan	2020	373,653,845,000	489,217,622,000	100%	0.763778
53	PBID	Triwulan 1	2021	122,181,785,000	159,239,032,000	100%	0.767285
54	PBID	Triwulan 2	2021	236,607,475,000	307,119,323,000	100%	0.770409
55	PBID	Triwulan 3	2021	322,684,656,000	416,989,449,000	100%	0.773844
56	PBID	Tahunan	2021	412,552,472,000	525,914,220,000	100%	0.784448
57	TRST	Triwulan 1	2020	4,763,540,752	6,244,111,185	100%	0.762885
58	TRST	Triwulan 2	2020	35,466,659,894	26,645,705,450	100%	1.331046
59	TRST	Triwulan 3	2020	41,843,234,009	29,632,165,315	100%	1.412088
60	TRST	Tahunan	2020	73,277,742,422	46,317,333,298	100%	1.582080
61	TRST	Triwulan 1	2021	50,111,176,750	42,703,277,215	100%	1.173474
62	TRST	Triwulan 2	2021	123,837,291,900	109,190,120,353	100%	1.134144
63	TRST	Triwulan 3	2021	144,691,811,900	151,165,488,304	100%	0.957175
64	TRST	Tahunan	2021	200,975,805,947	218,345,343,985	100%	0.920449
65	JPFA	Triwulan 1	2020	366,196,000,000	467,265,000,000	100%	0.783701
66	JPFA	Triwulan 2	2020	180,790,000,000	242,793,000,000	100%	0.744626
67	JPFA	Triwulan 3	2020	303,722,000,000	432,144,000,000	100%	0.702826
68	JPFA	Tahunan	2020	1,221,904,000,000	1,679,091,000,000	100%	0.727718
69	JPFA	Triwulan 1	2021	915,791,000,000	1,180,340,000,000	100%	0.775871
70	JPFA	Triwulan 2	2021	1,647,927,000,000	2,153,523,000,000	100%	0.765224
71	JPFA	Triwulan 3	2021	1,616,402,000,000	2,095,043,000,000	100%	0.771536
72	JPFA	Tahunan	2021	2,130,896,000,000	2,793,847,000,000	100%	0.762710
73	SIPD	Triwulan 1	2020	29,155,000,000	36,599,000,000	100%	0.796606
74	SIPD	Triwulan 2	2020	10,419,000,000	12,549,000,000	100%	0.830265
75	SIPD	Triwulan 3	2020	31,287,000,000	33,661,000,000	100%	0.929473
76	SIPD	Tahunan	2020	14,339,000,000	59,802,000,000	100%	0.239775
77	SIPD	Triwulan 1	2021	10,534,000,000	13,449,000,000	100%	0.783255
78	SIPD	Triwulan 2	2021	(15,794,000,000)	(15,255,000,000)	100%	1.035333
79	SIPD	Triwulan 3	2021	(71,468,000,000)	(86,008,000,000)	100%	0.830946
80	SIPD	Tahunan	2021	15,065,000,000	6,163,000,000	100%	2.444426

No.	Kode Emiten	Keterangan	Tahun	Laba Bersih Setelah Pajak	Laba Sebelum Pajak	%	Hasil
81	FASW	Triwulan 1	2020	(324,570,019,667)	(476,774,954,212)	100%	0.680761
82	FASW	Triwulan 2	2020	218,021,123,106	162,583,234,638	100%	1.340982
83	FASW	Triwulan 3	2020	228,681,503,631	180,315,593,858	100%	1.268229
84	FASW	Tahunan	2020	353,299,000,000	362,807,000,000	100%	0.973793
85	FASW	Triwulan 1	2021	194,515,000,000	244,868,000,000	100%	0.794367
86	FASW	Triwulan 2	2021	336,276,000,000	432,974,000,000	100%	0.776666
87	FASW	Triwulan 3	2021	507,249,000,000	654,508,000,000	100%	0.775008
88	FASW	Tahunan	2021	614,926,000,000	836,865,000,000	100%	0.734797
89	KDSI	Triwulan 1	2020	17,324,908,512	26,312,067,450	100%	0.658440
90	KDSI	Triwulan 2	2020	28,340,758,163	40,507,677,511	100%	0.699639
91	KDSI	Triwulan 3	2020	45,462,857,453	62,508,590,824	100%	0.727306
92	KDSI	Tahunan	2020	60,178,290,460	82,952,707,385	100%	0.725453
93	KDSI	Triwulan 1	2021	20,928,760,526	28,073,752,770	100%	0.745492
94	KDSI	Triwulan 2	2021	46,867,261,062	60,041,274,739	100%	0.780584
95	KDSI	Triwulan 3	2021	62,261,766,366	79,656,270,137	100%	0.781630
96	KDSI	Tahunan	2021	72,634,468,539	98,670,516,829	100%	0.736131
97	INDS	Triwulan 1	2020	43,125,953,989	54,790,148,776	100%	0.787111
98	INDS	Triwulan 2	2020	26,400,200,248	33,872,606,815	100%	0.779397
99	INDS	Triwulan 3	2020	35,140,302,979	51,419,186,917	100%	0.683408
100	INDS	Tahunan	2020	58,751,009,229	75,316,440,467	100%	0.780056
101	INDS	Triwulan 1	2021	48,385,831,122	61,498,883,873	100%	0.786776
102	INDS	Triwulan 2	2021	89,387,997,794	124,302,131,530	100%	0.719119
103	INDS	Triwulan 3	2021	144,199,217,065	194,787,878,767	100%	0.740288
104	INDS	Tahunan	2021	158,199,728,315	213,789,217,074	100%	0.739980
105	SMSM	Triwulan 1	2020	132,766,000,000	178,398,000,000	100%	0.744212
106	SMSM	Triwulan 2	2020	224,733,000,000	294,210,000,000	100%	0.763852
107	SMSM	Triwulan 3	2020	389,680,000,000	389,680,000,000	100%	1.000000
108	SMSM	Tahunan	2020	539,116,000,000	684,268,000,000	100%	0.787873
109	SMSM	Triwulan 1	2021	180,090,000,000	227,655,000,000	100%	0.791065
110	SMSM	Triwulan 2	2021	329,455,000,000	439,372,000,000	100%	0.749832
111	SMSM	Triwulan 3	2021	540,788,000,000	677,903,000,000	100%	0.797737
112	SMSM	Tahunan	2021	728,263,000,000	922,168,000,000	100%	0.789729
113	SCCO	Triwulan 1	2020	110,700,239,526	142,900,317,883	100%	0.774668
114	SCCO	Triwulan 2	2020	139,661,108,585	177,980,622,635	100%	0.784698
115	SCCO	Triwulan 3	2020	174,215,492,233	223,678,718,139	100%	0.778865
116	SCCO	Tahunan	2020	238,152,486,485	304,057,871,487	100%	0.783247
117	SCCO	Triwulan 1	2021	59,246,746,988	73,063,499,003	100%	0.810894
118	SCCO	Triwulan 2	2021	87,584,617,287	106,887,654,601	100%	0.819408
119	SCCO	Triwulan 3	2021	117,323,733,308	142,631,555,293	100%	0.822565
120	SCCO	Tahunan	2021	141,762,816,916	175,817,309,688	100%	0.806308

No.	Kode Emiten	Keterangan	Tahun	Laba Bersih Setelah Pajak	Laba Sebelum Pajak	%	Hasil
121	AISA	Triwulan 1	2020	2,705,000,000	2,342,000,000	100%	1.154996
122	AISA	Triwulan 2	2020	(33,983,000,000)	(63,925,000,000)	100%	0.531607
123	AISA	Triwulan 3	2020	(59,633,000,000)	(85,083,000,000)	100%	0.700880
124	AISA	Tahunan	2020	1,204,972,000,000	1,008,405,000,000	100%	1.194929
125	AISA	Triwulan 1	2021	2,195,000,000	3,906,000,000	100%	0.561956
126	AISA	Triwulan 2	2021	14,310,000,000	17,438,000,000	100%	0.820622
127	AISA	Triwulan 3	2021	17,996,000,000	22,069,000,000	100%	0.815442
128	AISA	Tahunan	2021	8,771,000,000	17,966,000,000	100%	0.488200
129	CEKA	Triwulan 1	2020	66,351,731,725	83,758,024,771	100%	0.792184
130	CEKA	Triwulan 2	2020	66,929,113,390	86,127,239,071	100%	0.777096
131	CEKA	Triwulan 3	2020	115,367,640,370	146,241,017,165	100%	0.788887
132	CEKA	Tahunan	2020	181,812,593,992	232,864,791,126	100%	0.780765
133	CEKA	Triwulan 1	2021	49,066,865,146	62,699,856,353	100%	0.782567
134	CEKA	Triwulan 2	2021	76,151,213,311	96,789,647,372	100%	0.786770
135	CEKA	Triwulan 3	2021	129,568,807,510	164,784,839,848	100%	0.786291
136	CEKA	Tahunan	2021	187,066,990,085	236,334,817,214	100%	0.791534
137	CLEO	Triwulan 1	2020	35,458,968,169	45,236,302,122	100%	0.783861
138	CLEO	Triwulan 2	2020	64,702,105,028	82,334,356,129	100%	0.785846
139	CLEO	Triwulan 3	2020	94,281,204,735	120,826,209,565	100%	0.780304
140	CLEO	Tahunan	2020	132,772,234,495	168,613,556,985	100%	0.787435
141	CLEO	Triwulan 1	2021	41,841,366,781	53,162,129,130	100%	0.787052
142	CLEO	Triwulan 2	2021	91,755,607,649	116,811,157,609	100%	0.785504
143	CLEO	Triwulan 3	2021	136,595,846,202	174,119,060,199	100%	0.784497
144	CLEO	Tahunan	2021	180,711,667,020	229,981,620,687	100%	0.785766
145	DLTA	Triwulan 1	2020	42,432,845,000	54,130,632,000	100%	0.783897
146	DLTA	Triwulan 2	2020	34,606,288,000	41,731,104,000	100%	0.829268
147	DLTA	Triwulan 3	2020	70,526,147,000	90,441,285,000	100%	0.779800
148	DLTA	Tahunan	2020	123,465,762,000	164,704,480,000	100%	0.749620
149	DLTA	Triwulan 1	2021	56,644,608,000	71,907,832,000	100%	0.787739
150	DLTA	Triwulan 2	2021	93,971,641,000	119,315,545,000	100%	0.787589
151	DLTA	Triwulan 3	2021	141,488,924,000	181,428,832,000	100%	0.779859
152	DLTA	Tahunan	2021	187,992,998,000	240,865,871,000	100%	0.780488
153	DMND	Triwulan 1	2020	67,983,000,000	88,199,000,000	100%	0.770791
154	DMND	Triwulan 2	2020	92,397,000,000	120,181,000,000	100%	0.768815
155	DMND	Triwulan 3	2020	165,027,000,000	205,646,000,000	100%	0.802481
156	DMND	Tahunan	2020	205,589,000,000	267,246,000,000	100%	0.769287
157	DMND	Triwulan 1	2021	37,071,000,000	46,594,000,000	100%	0.795617
158	DMND	Triwulan 2	2021	128,110,000,000	164,411,000,000	100%	0.779206
159	DMND	Triwulan 3	2021	210,923,000,000	272,064,000,000	100%	0.775270
160	DMND	Tahunan	2021	351,470,000,000	449,922,000,000	100%	0.781180

No.	Kode Emiten	Keterangan	Tahun	Laba Bersih Setelah Pajak	Laba Sebelum Pajak	%	Hasil
161	GOOD	Triwulan 1	2020	144,678,556,767	212,007,882,867	100%	0.682421
162	GOOD	Triwulan 2	2020	115,049,439,226	186,426,936,244	100%	0.617129
163	GOOD	Triwulan 3	2020	197,434,505,066	288,762,220,463	100%	0.683727
164	GOOD	Tahunan	2020	245,103,761,907	339,984,897,163	100%	0.720925
165	GOOD	Triwulan 1	2021	144,176,784,714	188,907,234,476	100%	0.763215
166	GOOD	Triwulan 2	2021	232,457,556,182	295,027,502,477	100%	0.787918
167	GOOD	Triwulan 3	2021	370,477,505,608	470,055,309,939	100%	0.788157
168	GOOD	Tahunan	2021	492,637,672,186	632,654,506,311	100%	0.778684
169	MLBI	Triwulan 1	2020	139,915,000,000	182,315,000,000	100%	0.767435
170	MLBI	Triwulan 2	2020	63,095,000,000	95,612,000,000	100%	0.659907
171	MLBI	Triwulan 3	2020	153,111,000,000	200,451,000,000	100%	0.763833
172	MLBI	Tahunan	2020	285,617,000,000	396,470,000,000	100%	0.720400
173	MLBI	Triwulan 1	2021	148,826,000,000	194,924,000,000	100%	0.763508
174	MLBI	Triwulan 2	2021	281,671,000,000	366,008,000,000	100%	0.769576
175	MLBI	Triwulan 3	2021	412,504,000,000	554,646,000,000	100%	0.743725
176	MLBI	Tahunan	2021	665,850,000,000	877,781,000,000	100%	0.758561
177	MYOR	Triwulan 1	2020	949,829,206,540	1,266,014,439,917	100%	0.750251
178	MYOR	Triwulan 2	2020	962,566,553,728	1,229,425,576,646	100%	0.782940
179	MYOR	Triwulan 3	2020	1,589,756,874,845	2,035,802,094,374	100%	0.780900
180	MYOR	Tahunan	2020	2,098,168,514,645	2,683,890,279,936	100%	0.781764
181	MYOR	Triwulan 1	2021	844,962,055,275	1,088,624,030,962	100%	0.776174
182	MYOR	Triwulan 2	2021	959,801,885,046	1,241,407,784,354	100%	0.773156
183	MYOR	Triwulan 3	2021	1,005,270,327,972	1,302,236,505,818	100%	0.771957
184	MYOR	Tahunan	2021	1,211,052,647,953	1,549,648,556,686	100%	0.781501
185	PSGO	Triwulan 1	2020	25,749,214,787	37,535,362,728	100%	0.685999
186	PSGO	Triwulan 2	2020	789,784,534	12,556,090,951	100%	0.062901
187	PSGO	Triwulan 3	2020	2,320,887,451	24,727,236,333	100%	0.093860
188	PSGO	Tahunan	2020	26,500,634,368	30,251,088,264	100%	0.876023
189	PSGO	Triwulan 1	2021	28,212,892,261	41,435,669,694	100%	0.680884
190	PSGO	Triwulan 2	2021	17,317,556,387	32,219,401,559	100%	0.537488
191	PSGO	Triwulan 3	2021	61,441,543,755	75,517,608,841	100%	0.813606
192	PSGO	Tahunan	2021	213,841,959,820	224,944,834,030	100%	0.950642
193	ROTI	Triwulan 1	2020	62,435,059,885	91,220,845,370	100%	0.684439
194	ROTI	Triwulan 2	2020	60,425,174,364	93,661,443,289	100%	0.645145
195	ROTI	Triwulan 3	2020	87,213,024,923	80,741,030,366	100%	1.080157
196	ROTI	Tahunan	2020	168,610,282,478	160,357,537,779	100%	1.051465
197	ROTI	Triwulan 1	2021	56,701,110,518	72,833,534,289	100%	0.778503
198	ROTI	Triwulan 2	2021	121,783,656,221	155,576,875,128	100%	0.782788
199	ROTI	Triwulan 3	2021	209,734,639,557	269,297,856,014	100%	0.778820
200	ROTI	Tahunan	2021	281,340,682,456	218,457,441,424	100%	1.287851



No.	Kode Emiten	Keterangan	Tahun	Laba Bersih Setelah Pajak	Laba Sebelum Pajak	%	Hasil
201	STTP	Triwulan 1	2020	175,379,802,775	343,968,226,523	100%	0.509872
202	STTP	Triwulan 2	2020	278,049,706,066	592,007,219,986	100%	0.469673
203	STTP	Triwulan 3	2020	479,355,163,052	773,607,195,121	100%	0.619636
204	STTP	Tahunan	2020	628,628,879,549	773,607,195,121	100%	0.812594
205	STTP	Triwulan 1	2021	154,720,292,528	323,291,408,974	100%	0.478578
206	STTP	Triwulan 2	2021	263,705,053,293	533,074,131,895	100%	0.494687
207	STTP	Triwulan 3	2021	433,318,148,120	765,188,720,115	100%	0.566289
208	STTP	Tahunan	2021	617,573,766,863	765,188,720,115	100%	0.807087
209	ULTJ	Triwulan 1	2020	440,271,000,000	593,880,000,000	100%	0.741347
210	ULTJ	Triwulan 2	2020	562,059,000,000	758,884,000,000	100%	0.740639
211	ULTJ	Triwulan 3	2020	986,720,000,000	1,245,839,000,000	100%	0.792012
212	ULTJ	Tahunan	2020	1,109,666,000,000	1,421,517,000,000	100%	0.780621
213	ULTJ	Triwulan 1	2021	406,461,000,000	509,661,000,000	100%	0.797512
214	ULTJ	Triwulan 2	2021	662,414,000,000	836,663,000,000	100%	0.791733
215	ULTJ	Triwulan 3	2021	914,156,000,000	1,175,091,000,000	100%	0.777945
216	ULTJ	Tahunan	2021	1,276,793,000,000	1,541,932,000,000	100%	0.828048
217	WIIM	Triwulan 1	2020	14,305,841,697	57,387,750,777	100%	0.249284
218	WIIM	Triwulan 2	2020	43,686,324,809	141,016,200,888	100%	0.309796
219	WIIM	Triwulan 3	2020	108,862,420,115	215,214,468,586	100%	0.505832
220	WIIM	Tahunan	2020	172,506,562,986	215,214,468,586	100%	0.801557
221	WIIM	Triwulan 1	2021	38,627,960,473	73,590,322,190	100%	0.524905
222	WIIM	Triwulan 2	2021	63,100,390,966	128,726,110,748	100%	0.490191
223	WIIM	Triwulan 3	2021	108,939,198,738	214,884,126,122	100%	0.506967
224	WIIM	Tahunan	2021	176,877,010,231	214,884,126,122	100%	0.823127
225	DVLA	Triwulan 1	2020	56,481,425,000	179,074,238,000	100%	0.315408
226	DVLA	Triwulan 2	2020	138,965,982,000	192,116,096,000	100%	0.723344
227	DVLA	Triwulan 3	2020	147,293,809,000	214,069,167,000	100%	0.688066
228	DVLA	Tahunan	2020	162,072,984,000	214,069,167,000	100%	0.757106
229	DVLA	Triwulan 1	2021	80,924,101,000	171,309,669,000	100%	0.472385
230	DVLA	Triwulan 2	2021	133,319,623,000	345,569,149,000	100%	0.385797
231	DVLA	Triwulan 3	2021	268,063,948,000	345,569,149,000	100%	0.775717
232	DVLA	Tahunan	2021	146,725,628,000	211,793,627,000	100%	0.692776

No.	Kode Emiten	Keterangan	Tahun	Laba Bersih Setelah Pajak	Laba Sebelum Pajak	%	Hasil
233	KAEF	Triwulan 1	2020	14,828,432,000	81,000,516,000	100%	0.183066
234	KAEF	Triwulan 2	2020	51,000,936,000	69,418,896,000	100%	0.734684
235	KAEF	Triwulan 3	2020	45,327,415,000	73,359,099,000	100%	0.617884
236	KAEF	Tahunan	2020	20,425,757,000	26,941,801,000	100%	0.758144
237	KAEF	Triwulan 1	2021	15,189,448,000	76,503,664,000	100%	0.198545
238	KAEF	Triwulan 2	2021	53,398,193,000	386,737,787,000	100%	0.138073
239	KAEF	Triwulan 3	2021	294,692,637,000	392,883,409,000	100%	0.750077
240	KAEF	Tahunan	2021	289,888,789,000	300,128,000,000	100%	0.965884
241	SIDO	Triwulan 1	2020	231,534,000,000	533,170,000,000	100%	0.434259
242	SIDO	Triwulan 2	2020	413,791,000,000	822,773,000,000	100%	0.502922
243	SIDO	Triwulan 3	2020	640,805,000,000	1,199,548,000,000	100%	0.534205
244	SIDO	Tahunan	2020	934,016,000,000	1,199,548,000,000	100%	0.778640
245	SIDO	Triwulan 1	2021	269,043,000,000	642,353,000,000	100%	0.418840
246	SIDO	Triwulan 2	2021	502,001,000,000	1,108,447,000,000	100%	0.452887
247	SIDO	Triwulan 3	2021	865,498,000,000	1,613,231,000,000	100%	0.536500
248	SIDO	Tahunan	2021	1,260,898,000,000	1,613,231,000,000	100%	0.781598
249	SCPI	Triwulan 1	2020	86,093,303,000	118,780,531,000	100%	0.724810
250	SCPI	Triwulan 2	2020	127,613,008,000	174,561,130,000	100%	0.731051
251	SCPI	Triwulan 3	2020	192,270,302,000	249,674,000,000	100%	0.770085
252	SCPI	Tahunan	2020	218,362,874,000	288,685,180,000	100%	0.756405
253	SCPI	Triwulan 1	2021	27,319,301,000	35,795,437,000	100%	0.763206
254	SCPI	Triwulan 2	2021	72,047,916,000	93,701,498,000	100%	0.768909
255	SCPI	Triwulan 3	2021	100,999,258,000	133,236,360,000	100%	0.758046
256	SCPI	Tahunan	2021	118,691,582,000	166,103,849,000	100%	0.714563

LAMPIRAN 13

Tabulasi Data Manajemen Laba

No.	Kode Emiten	Keterangan	Tahun	Y	X1	X2	X3
				Jones Modifikasi	ROA	DER	TRR
1	INTP	Triwulan 1	2020	2.203187344	0.01462413	0.16603359	0.87387065
2	INTP	Triwulan 2	2020	2.215051508	0.01738440	0.14866310	0.85491839
3	INTP	Triwulan 3	2020	2.220666174	0.04240126	0.17868638	0.82134404
4	INTP	Tahunan	2020	2.249784473	0.06605810	0.23306125	0.84084585
5	INTP	Triwulan 1	2021	2.3336589	0.01285366	0.21325738	0.79984018
6	INTP	Triwulan 2	2021	2.336942363	0.02144143	0.20262380	0.80258023
7	INTP	Triwulan 3	2021	2.344193195	0.04601744	0.21841961	0.78448378
8	INTP	Tahunan	2021	2.372851793	0.06843007	0.26745355	0.80057941
9	SMCB	Triwulan 1	2020	8.770840339	0.00351346	1.75889643	0.23100892
10	SMCB	Triwulan 2	2020	8.786978146	0.00420850	1.75754402	0.53922457
11	SMCB	Triwulan 3	2020	8.775304639	0.02164860	1.74761825	0.45428749
12	SMCB	Tahunan	2020	8.783912055	0.03139088	1.74089801	0.66570133
13	SMCB	Triwulan 1	2021	8.354066171	0.00740383	1.80400780	0.44791431
14	SMCB	Triwulan 2	2021	8.369604129	0.01206839	1.71042638	0.40437931
15	SMCB	Triwulan 3	2021	8.390627486	0.02182238	0.92342735	0.44920011
16	SMCB	Tahunan	2021	8.382095142	0.03354469	0.92195827	0.66243593
17	WTON	Triwulan 1	2020	1.470923488	0.00746490	1.99807780	0.95373210
18	WTON	Triwulan 2	2020	1.52752658	0.00372761	1.77563257	0.65397193
19	WTON	Triwulan 3	2020	1.512571651	0.00543499	1.79126586	0.85747081
20	WTON	Tahunan	2020	1.461569912	0.01447254	1.50961041	0.94362100
21	WTON	Triwulan 1	2021	2.015676735	0.00290736	1.22328574	0.93815901
22	WTON	Triwulan 2	2021	2.048607009	0.00486265	1.16276998	0.88684374
23	WTON	Triwulan 3	2021	2.077205665	0.00605166	1.47970644	0.92316164
24	WTON	Tahunan	2021	2.084670411	0.00912100	1.58946722	1.03544231
25	AGII	Triwulan 1	2020	3.209317346	0.00282692	1.16546256	0.84024476
26	AGII	Triwulan 2	2020	3.232644096	0.00254714	1.15257283	0.91201166
27	AGII	Triwulan 3	2020	3.239308071	0.00451958	1.14252880	0.83804835
28	AGII	Tahunan	2020	3.299512122	0.01402269	1.10560648	1.03829318
29	AGII	Triwulan 1	2021	3.595939894	0.00668421	1.24312133	0.85382115
30	AGII	Triwulan 2	2021	3.610844277	0.01280895	1.21727748	0.86409761
31	AGII	Triwulan 3	2021	3.618270231	0.02221710	1.26682360	0.82453358
32	AGII	Tahunan	2021	3.702636268	0.02590268	1.27875242	0.76653328
33	BUDI	Triwulan 1	2020	0.939686372	0.00276151	1.20098625	0.76953201
34	BUDI	Triwulan 2	2020	0.910203306	0.00538175	1.24003883	0.78636250
35	BUDI	Triwulan 3	2020	0.864366288	0.00743849	1.29320921	0.78794111
36	BUDI	Tahunan	2020	0.903774042	0.02264355	1.24104190	0.96798534
37	BUDI	Triwulan 1	2021	1.038030552	0.01068771	1.21124329	0.80216062
38	BUDI	Triwulan 2	2021	1.10219616	0.01733152	1.16871829	0.79246470
39	BUDI	Triwulan 3	2021	1.104251251	0.02272725	1.23953426	0.79812698
40	BUDI	Tahunan	2021	1.095971422	0.03064361	1.15696798	0.80483482

No.	Kode Emiten	Keterangan	Tahun	Y	X1	X2	X3
				Jones Modifikasi	ROA	DER	TRR
41	IMPC	Triwulan 1	2020	0.031543186	0.01954645	0.85582146	0.71692688
42	IMPC	Triwulan 2	2020	0.008450253	0.00838147	0.84762537	0.62997127
43	IMPC	Triwulan 3	2020	0.011219865	0.02910330	0.80421056	0.70421422
44	IMPC	Tahunan	2020	-0.006063353	0.04293698	0.83988380	0.65994616
45	IMPC	Triwulan 1	2021	0.011552679	0.02220834	0.77249688	0.71473182
46	IMPC	Triwulan 2	2021	0.023622398	0.03671547	0.78512379	0.68204343
47	IMPC	Triwulan 3	2021	0.042757638	0.05608319	0.71778575	0.72413809
48	IMPC	Tahunan	2021	0.01804598	0.07219609	0.70677938	0.74845199
49	PBID	Triwulan 1	2020	0.348899954	0.02594655	0.37912011	0.71837819
50	PBID	Triwulan 2	2020	0.37113607	0.06220279	0.33560240	0.74353714
51	PBID	Triwulan 3	2020	0.449913494	0.11617654	0.27613824	0.76305463
52	PBID	Tahunan	2020	0.455136255	0.15431945	0.25533463	0.76377838
53	PBID	Triwulan 1	2021	0.266587508	0.04706837	0.26614979	0.76728540
54	PBID	Triwulan 2	2021	0.273389024	0.09388468	0.27577698	0.77040895
55	PBID	Triwulan 3	2021	0.216727573	0.49950024	0.28396591	0.77384370
56	PBID	Tahunan	2021	0.197328065	0.14727774	0.23016689	0.78444822
57	TRST	Triwulan 1	2020	-0.575640215	0.00094001	0.97547480	0.76288532
58	TRST	Triwulan 2	2020	-0.524917159	0.00800438	0.95044734	1.33104601
59	TRST	Triwulan 3	2020	-0.570904263	0.00934482	0.89507093	1.41208830
60	TRST	Tahunan	2020	-0.554228284	0.01743772	0.85381850	1.58208034
61	TRST	Triwulan 1	2021	-0.518587662	0.01113259	0.88727045	1.17347379
62	TRST	Triwulan 2	2021	-0.523692744	0.02666736	0.89057371	1.13414374
63	TRST	Triwulan 3	2021	-0.515184525	0.03145584	0.90028460	0.95717490
64	TRST	Tahunan	2021	-0.505853444	0.04341825	0.87958517	0.92044924
65	JPFA	Triwulan 1	2020	-0.435470508	0.01324698	1.39182785	0.78370090
66	JPFA	Triwulan 2	2020	-0.412802929	0.00650409	1.44786144	0.74462608
67	JPFA	Triwulan 3	2020	-0.437212383	0.01133367	1.35787752	0.70282591
68	JPFA	Tahunan	2020	-0.56056704	0.04708367	1.27408239	0.72771756
69	JPFA	Triwulan 1	2021	-0.484157589	0.02797312	1.64939020	0.77587051
70	JPFA	Triwulan 2	2021	-0.464258368	0.05463977	1.41762905	0.76522378
71	JPFA	Triwulan 3	2021	-0.487600366	0.05457625	1.35569586	0.77153643
72	JPFA	Tahunan	2021	-0.555370162	0.07453381	1.18196510	0.76271034
73	SIPD	Triwulan 1	2020	0.021631528	0.01202419	1.56481709	0.79660646
74	SIPD	Triwulan 2	2020	0.058452574	0.00426150	1.63849187	0.83026536
75	SIPD	Triwulan 3	2020	0.061162422	0.01303912	1.53242427	0.92947328
76	SIPD	Tahunan	2020	0.072761425	0.00547592	1.90702378	0.23977459
77	SIPD	Triwulan 1	2021	0.016941774	0.00373276	1.99831493	0.78325526
78	SIPD	Triwulan 2	2021	-0.118853116	-0.00571830	2.01898170	1.03533268
79	SIPD	Triwulan 3	2021	-0.242720132	-0.02525230	2.29391869	0.83094596
80	SIPD	Tahunan	2021	-0.242262132	0.00539169	2.01735829	2.44442642

No.	Kode Emiten	Keterangan	Tahun	Y	X1	X2	X3
				Jones Modifikasi	ROA	DER	TRR
81	FASW	Triwulan 1	2020	0.008563981	-0.02777185	1.99065681	0.68076147
82	FASW	Triwulan 2	2020	0.05697664	0.01965716	1.49217789	1.34098158
83	FASW	Triwulan 3	2020	0.039360766	0.02034236	1.52186300	1.26822921
84	FASW	Tahunan	2020	0.048285494	0.03068685	1.51212231	0.97379323
85	FASW	Triwulan 1	2021	0.042672384	0.01574451	1.68241213	0.79436676
86	FASW	Triwulan 2	2021	0.038138963	0.02573171	1.74790148	0.77666557
87	FASW	Triwulan 3	2021	0.005732666	0.03851152	1.67396026	0.77500810
88	FASW	Tahunan	2021	-0.045572914	0.04622731	1.61193131	0.73479713
89	KDSI	Triwulan 1	2020	-0.279279978	0.01363206	1.04108710	0.65843965
90	KDSI	Triwulan 2	2020	-0.151881982	0.02216360	1.03297137	0.69963918
91	KDSI	Triwulan 3	2020	-0.105121875	0.03723476	0.90087196	0.72730575
92	KDSI	Tahunan	2020	1.423965409	0.04830853	0.87756885	0.72545300
93	KDSI	Triwulan 1	2021	-0.285503872	0.01511739	1.02406379	0.74549209
94	KDSI	Triwulan 2	2021	-0.212150167	0.03245762	1.03521983	0.78058404
95	KDSI	Triwulan 3	2021	-0.223504177	0.04563826	0.88314532	0.78163045
96	KDSI	Tahunan	2021	1.390428436	0.05385396	0.87393404	0.73613143
97	INDS	Triwulan 1	2020	-0.179380193	0.01490493	0.10628861	0.78711146
98	INDS	Triwulan 2	2020	-0.198597296	0.00928495	0.09414178	0.77939677
99	INDS	Triwulan 3	2020	-0.208864191	0.01263104	0.09452231	0.68340838
100	INDS	Tahunan	2020	-0.125236353	0.02078755	0.10239718	0.78005557
101	INDS	Triwulan 1	2021	-0.145110515	0.01642500	0.12829451	0.78677576
102	INDS	Triwulan 2	2021	-0.145398114	0.02965682	0.16112689	0.71911878
103	INDS	Triwulan 3	2021	-0.126391384	0.04790688	0.13557389	0.74028845
104	INDS	Tahunan	2021	-0.200457303	0.04998383	0.18876891	0.73997992
105	SMSM	Triwulan 1	2020	-1.044627969	0.03793478	0.34499339	0.74421238
106	SMSM	Triwulan 2	2020	-1.037221882	0.06675554	0.27067777	0.76385235
107	SMSM	Triwulan 3	2020	-1.078704402	0.12033415	0.24729891	1.00000000
108	SMSM	Tahunan	2020	-1.053555156	0.15971318	0.27450000	0.78787259
109	SMSM	Triwulan 1	2021	-0.913378638	0.04789313	0.32450214	0.79106543
110	SMSM	Triwulan 2	2021	-0.983357535	0.08296504	0.41122284	0.74983158
111	SMSM	Triwulan 3	2021	-0.923080434	0.14021196	0.34460821	0.79773655
112	SMSM	Tahunan	2021	-0.934136335	0.18823701	0.32876018	0.78972920
113	SCCO	Triwulan 1	2020	0.148029066	0.02676131	0.27211963	0.77466755
114	SCCO	Triwulan 2	2020	0.151389694	0.03503928	0.25424228	0.78469839
115	SCCO	Triwulan 3	2020	0.098812663	0.04421354	0.22657987	0.77886485
116	SCCO	Tahunan	2020	0.081236274	0.06363196	0.14316045	0.78324723
117	SCCO	Triwulan 1	2021	0.314301138	0.01643192	0.08171960	0.81089392
118	SCCO	Triwulan 2	2021	0.320306541	0.02420103	0.07660337	0.81940817
119	SCCO	Triwulan 3	2021	0.322251174	0.03270170	0.07751420	0.82256506
120	SCCO	Tahunan	2021	0.280097527	0.03016959	0.06726939	0.80630751

No.	Kode Emiten	Keterangan	Tahun	Y	X1	X2	X3
				Jones Modifikasi	ROA	DER	TRR
121	AISA	Triwulan 1	2020	-0.408681409	0.00124904	-2.63633321	1.15499573
122	AISA	Triwulan 2	2020	-0.383308705	-0.01659618	-2.50806826	0.53160735
123	AISA	Triwulan 3	2020	-0.367855719	-0.02808207	-2.53675132	0.70088032
124	AISA	Tahunan	2020	0.286206225	0.59902454	1.42866284	1.19492862
125	AISA	Triwulan 1	2021	-0.35081196	0.00112031	1.35467333	0.56195597
126	AISA	Triwulan 2	2021	-0.337744773	0.00737694	1.31287058	0.82062163
127	AISA	Triwulan 3	2021	-0.3477575	0.00921549	1.31366339	0.81544248
128	AISA	Tahunan	2021	-0.348626474	0.00497890	1.15124620	0.48819993
129	CEKA	Triwulan 1	2020	-0.142551534	0.04635209	0.19523779	0.79218358
130	CEKA	Triwulan 2	2020	-0.132372269	0.04888092	0.14271462	0.77709577
131	CEKA	Triwulan 3	2020	-0.10934968	0.08331195	0.16645126	0.78888702
132	CEKA	Tahunan	2020	-0.160858496	0.11605006	0.24268676	0.78076464
133	CEKA	Triwulan 1	2021	0.031462669	0.03104591	0.20666008	0.78256743
134	CEKA	Triwulan 2	2021	-0.100226274	0.05109532	0.16675654	0.78677023
135	CEKA	Triwulan 3	2021	-0.220997595	0.08193661	0.18826960	0.78629082
136	CEKA	Tahunan	2021	-0.253180762	0.11020879	0.22345943	0.79153378
137	CLEO	Triwulan 1	2020	0.782987738	0.02674610	0.65356793	0.78386089
138	CLEO	Triwulan 2	2020	0.796346821	0.04829596	0.61741051	0.78584576
139	CLEO	Triwulan 3	2020	0.735317254	0.07126000	0.54224574	0.78030425
140	CLEO	Tahunan	2020	0.747415789	0.10128017	0.46515319	0.78743511
141	CLEO	Triwulan 1	2021	0.748799632	0.03056720	0.45916982	0.78705213
142	CLEO	Triwulan 2	2021	0.754942333	0.06582860	0.45493403	0.78550380
143	CLEO	Triwulan 3	2021	0.805032459	0.10084098	0.37249707	0.78449680
144	CLEO	Tahunan	2021	0.753397263	0.13404104	0.34605495	0.78576569
145	DLTA	Triwulan 1	2020	0.314717004	0.02933929	0.15150091	0.78389709
146	DLTA	Triwulan 2	2020	0.290654261	0.02460766	0.12401194	0.82926845
147	DLTA	Triwulan 3	2020	0.179482741	0.05878443	0.23057403	0.77980036
148	DLTA	Tahunan	2020	0.189379444	0.10074060	0.20166895	0.74961994
149	DLTA	Triwulan 1	2021	0.364955212	0.04244355	0.23969608	0.78773906
150	DLTA	Triwulan 2	2021	0.413451844	0.06827985	0.23557608	0.78758925
151	DLTA	Triwulan 3	2021	0.389815732	0.11105696	0.32541673	0.77985909
152	DLTA	Tahunan	2021	0.363386247	0.14364624	0.29554121	0.78048832
153	DMND	Triwulan 1	2020	0.395500284	0.01228344	0.23001066	0.77079105
154	DMND	Triwulan 2	2020	0.402401048	0.01682352	0.22384539	0.76881537
155	DMND	Triwulan 3	2020	0.416957083	0.02910398	0.24341371	0.80248096
156	DMND	Tahunan	2020	0.473544023	0.03619118	0.22017417	0.76928747
157	DMND	Triwulan 1	2021	0.405966673	0.00655024	0.20602740	0.79561746
158	DMND	Triwulan 2	2021	0.399297418	0.02212707	0.21030473	0.77920577
159	DMND	Triwulan 3	2021	0.402746056	0.03609854	0.20063326	0.77526979
160	DMND	Tahunan	2021	0.376576356	0.05581292	0.25459434	0.78117985

No.	Kode Emiten	Keterangan	Tahun	Y	X1	X2	X3
				Jones Modifikasi	ROA	DER	TRR
161	GOOD	Triwulan 1	2020	0.855891877	0.02622128	0.91925810	0.68242065
162	GOOD	Triwulan 2	2020	0.819519447	0.02104177	1.10810923	0.61712884
163	GOOD	Triwulan 3	2020	0.843955377	0.03922679	0.89678516	0.68372693
164	GOOD	Tahunan	2020	0.922342275	0.03674199	1.25601373	0.72092544
165	GOOD	Triwulan 1	2021	0.794145845	0.02101640	1.26129650	0.76321473
166	GOOD	Triwulan 2	2021	0.795481508	0.03453147	1.27121424	0.78791826
167	GOOD	Triwulan 3	2021	0.794594595	0.05683877	1.26471913	0.78815726
168	GOOD	Tahunan	2021	0.819762225	0.07280429	1.23271719	0.77868357
169	MLBI	Triwulan 1	2020	-0.497833766	0.03430447	2.17481877	0.76743548
170	MLBI	Triwulan 2	2020	-0.444991551	0.01816748	1.87530581	0.65990671
171	MLBI	Triwulan 3	2020	-0.568068937	0.04945252	1.38553096	0.76383256
172	MLBI	Tahunan	2020	-0.7117781	0.09823710	1.02833321	0.72040003
173	MLBI	Triwulan 1	2021	-0.47222152	0.04607937	1.04127776	0.76350783
174	MLBI	Triwulan 2	2021	-0.427551961	0.09819507	3.01656202	0.76957607
175	MLBI	Triwulan 3	2021	-0.43936106	0.14318059	2.40948548	0.74372483
176	MLBI	Tahunan	2021	-0.490343922	0.22787342	1.65841640	0.75856051
177	MYOR	Triwulan 1	2020	0.013089956	0.04877285	0.79540988	0.75025148
178	MYOR	Triwulan 2	2020	-0.056891792	0.05245386	0.68950096	0.78294008
179	MYOR	Triwulan 3	2020	-0.045029771	0.08366019	0.75735385	0.78089952
180	MYOR	Tahunan	2020	-0.037086879	0.10608866	0.75465169	0.78176389
181	MYOR	Triwulan 1	2021	-0.040128183	0.04012676	0.73726509	0.77617436
182	MYOR	Triwulan 2	2021	-0.037393228	0.04753807	0.65025418	0.77315601
183	MYOR	Triwulan 3	2021	-0.022808562	0.04993723	0.81891682	0.77195680
184	MYOR	Tahunan	2021	-0.030621448	0.06080298	0.75330970	0.78150148
185	PSGO	Triwulan 1	2020	0.214214123	0.00779303	1.74734686	0.68599883
186	PSGO	Triwulan 2	2020	0.227680091	0.00024466	1.74993249	0.06290051
187	PSGO	Triwulan 3	2020	0.231489342	0.00072452	1.71646333	0.09385956
188	PSGO	Tahunan	2020	0.217655739	0.00779036	1.81081210	0.87602251
189	PSGO	Triwulan 1	2021	0.277804398	0.00826253	1.75714157	0.68088419
190	PSGO	Triwulan 2	2021	0.296974932	0.00513045	1.68126909	0.53748846
191	PSGO	Triwulan 3	2021	0.288106227	0.01739761	1.77714271	0.81360552
192	PSGO	Tahunan	2021	0.332739733	0.05730098	1.61922806	0.95064179
193	ROTI	Triwulan 1	2020	-0.453753613	0.01338131	0.61439349	0.68443851
194	ROTI	Triwulan 2	2020	-0.441261997	0.01251154	0.72507560	0.64514460
195	ROTI	Triwulan 3	2020	-0.444396082	0.02176785	0.48651089	1.08015744
196	ROTI	Tahunan	2020	-0.471616991	0.03787151	0.37937436	1.05146465
197	ROTI	Triwulan 1	2021	-0.446118944	0.01245977	0.38557279	0.77850280
198	ROTI	Triwulan 2	2021	-0.453836656	0.02881530	0.43215898	0.78278765
199	ROTI	Triwulan 3	2021	-0.45022051	0.04925001	0.44151027	0.77882031
200	ROTI	Tahunan	2021	-0.523217468	0.06712517	0.47092570	1.28785122

No.	Kode Emiten	Keterangan	Tahun	Y	X1	X2	X3
				Jones Modifikasi	ROA	DER	TRR
201	STTP	Triwulan 1	2020	0.306458745	0.05650957	0.33578352	0.50987210
202	STTP	Triwulan 2	2020	0.313028468	0.08937503	0.28525462	0.46967283
203	STTP	Triwulan 3	2020	0.288342693	0.14492176	0.31129516	0.61963638
204	STTP	Tahunan	2020	0.313236906	0.18226436	0.29016473	0.81259441
205	STTP	Triwulan 1	2021	0.334771571	0.04142914	0.31986793	0.47857842
206	STTP	Triwulan 2	2021	0.360262374	0.07633607	0.17537706	0.49468739
207	STTP	Triwulan 3	2021	0.356789134	0.11682725	0.19268511	0.56628925
208	STTP	Tahunan	2021	0.35348202	0.15757473	0.18734427	0.80708687
209	ULTJ	Triwulan 1	2020	0.805494296	0.06172481	0.17019282	0.74134674
210	ULTJ	Triwulan 2	2020	0.804252923	0.07967507	0.13683340	0.74063889
211	ULTJ	Triwulan 3	2020	0.803857546	0.17669706	0.20301719	0.79201245
212	ULTJ	Tahunan	2020	0.807118887	0.12675934	0.83073975	0.78062098
213	ULTJ	Triwulan 1	2021	0.633432668	0.04453826	0.76276901	0.79751246
214	ULTJ	Triwulan 2	2021	0.607746704	0.07119208	0.71318398	0.79173335
215	ULTJ	Triwulan 3	2021	0.5832405	0.10140939	0.88335556	0.77794486
216	ULTJ	Tahunan	2021	0.659423807	0.17237989	0.44154814	0.82804754
217	WIIM	Triwulan 1	2020	-4.448381698	0.01028510	0.33157411	0.24928389
218	WIIM	Triwulan 2	2020	-4.356669087	0.03039730	0.34212743	0.30979650
219	WIIM	Triwulan 3	2020	-4.228357464	0.07007576	0.38017108	0.50583226
220	WIIM	Tahunan	2020	-4.084266794	0.10685213	0.36141966	0.80155653
221	WIIM	Triwulan 1	2021	-3.52554324	0.02457394	0.28601522	0.52490544
222	WIIM	Triwulan 2	2021	-3.476474019	0.03707250	0.36756170	0.49019108
223	WIIM	Triwulan 3	2021	-3.411983838	0.06277697	0.39365480	0.50696718
224	WIIM	Tahunan	2021	-3.265723268	0.09352783	0.43445921	0.82312739
225	DVLA	Triwulan 1	2020	0.038891887	0.02920629	0.43742197	0.31540788
226	DVLA	Triwulan 2	2020	0.077842845	0.06911881	0.40745454	0.72334377
227	DVLA	Triwulan 3	2020	0.008022476	0.07718471	0.40856578	0.68806644
228	DVLA	Tahunan	2020	0.024549003	0.08157850	0.49779062	0.75710569
229	DVLA	Triwulan 1	2021	0.022824868	0.03983613	0.44795426	0.47238490
230	DVLA	Triwulan 2	2021	0.010416872	0.06412935	0.43297596	0.38579724
231	DVLA	Triwulan 3	2021	0.087926276	0.12288433	0.45233801	0.77571724
232	DVLA	Tahunan	2021	-0.023938418	0.07034147	0.51065151	0.69277641



No.	Kode Emiten	Keterangan	Tahun	Y	X1	X2	X3
				Jones Modifikasi	ROA	DER	TRR
233	KAEF	Triwulan 1	2020	0.700673518	0.00086214	1.46275153	0.18306590
234	KAEF	Triwulan 2	2020	0.713295627	0.00291201	1.52624052	0.73468377
235	KAEF	Triwulan 3	2020	0.716163355	0.00256266	1.55777045	0.61788402
236	KAEF	Tahunan	2020	0.666366531	0.00116301	1.47166159	0.75814371
237	KAEF	Triwulan 1	2021	0.775596697	0.00086966	0.59199054	0.19854537
238	KAEF	Triwulan 2	2021	0.79093701	0.00300273	1.49776185	0.13807338
239	KAEF	Triwulan 3	2021	0.829510444	0.01563743	1.60284722	0.75007656
240	KAEF	Tahunan	2021	0.759363544	0.01632239	1.45582243	0.96588385
241	SIDO	Triwulan 1	2020	0.591062534	0.06197306	0.11769351	0.43425924
242	SIDO	Triwulan 2	2020	0.589919858	0.12014352	0.11909352	0.50292243
243	SIDO	Triwulan 3	2020	0.579139399	0.17320866	0.11951396	0.53420538
244	SIDO	Tahunan	2020	0.565903312	0.24263206	0.19485620	0.77863995
245	SIDO	Triwulan 1	2021	0.553917804	0.06713620	0.36791096	0.41883980
246	SIDO	Triwulan 2	2021	0.582578204	0.13979008	0.13528133	0.45288679
247	SIDO	Triwulan 3	2021	0.538447594	0.23706734	0.19168101	0.53649973
248	SIDO	Tahunan	2021	0.572189959	0.30988137	0.17221352	0.78159792
249	SCPI	Triwulan 1	2020	0.024082411	0.04833307	1.53344708	0.72480988
250	SCPI	Triwulan 2	2020	0.040698204	0.07239624	1.36727203	0.73105054
251	SCPI	Triwulan 3	2020	-0.024039383	0.10856142	1.18848173	0.77008540
252	SCPI	Tahunan	2020	-0.031948207	0.13662354	0.92052865	0.75640486
253	SCPI	Triwulan 1	2021	0.019590001	0.01860671	0.66942397	0.76320624
254	SCPI	Triwulan 2	2021	-0.108238808	0.04561067	0.70914095	0.76890890
255	SCPI	Triwulan 3	2021	-0.037245635	0.06889486	0.53800847	0.75804576
256	SCPI	Tahunan	2021	-0.035308118	0.09791738	0.24511020	0.71456250





## LAMPIRAN 18

### Hasil perhitungan SPSS

#### Descriptive Statistics

	Mean	Std. Deviation	N
Jones Modifikasi	,13620	,540521	200
ROA	,04668	,042520	200
DER	,78797	,693458	200
TRR	,75161	,175994	200

#### Correlations

		Jones Modifikasi	ROA	DER	TRR
Pearson Correlation	Jones Modifikasi	1,000	-,073	,099	-,222
	ROA	-,073	1,000	-,284	-,041
	DER	,099	-,284	1,000	-,028
	TRR	-,222	-,041	-,028	1,000
Sig. (1-tailed)	Jones Modifikasi	.	,153	,081	,001
	ROA	,153	.	,000	,283
	DER	,081	,000	.	,346
	TRR	,001	,283	,346	.
N	Jones Modifikasi	200	200	200	200
	ROA	200	200	200	200
	DER	200	200	200	200
	TRR	200	200	200	200

#### Variables Entered/Removed<sup>a</sup>

Model	Variables Entered	Variables Removed	Method
1	TRR, DER, ROA <sup>b</sup>	.	Enter

a. Dependent Variable: Jones Modifikasi

b. All requested variables entered.

#### ANOVA<sup>a</sup>

Model		Sum of Squares	df	Mean Square	F	Sig.
1	Regression	3,560	3	1,187	4,261	,006 <sup>b</sup>
	Residual	54,581	196	,278		
	Total	58,140	199			

a. Dependent Variable: Jones Modifikasi

b. Predictors: (Constant), TRR, DER, ROA

**Coefficients<sup>a</sup>**

Model		Unstandardized Coefficients		Standardized Coefficients	t	Sig.	Collinearity Statistics	
		B	Std. Error	Beta			Tolerance	VIF
1	(Constant)	,638	,182		3,502	,001		
	ROA	-,764	,919	-,060	-,832	,407	,917	1,090
	DER	,059	,056	,076	1,053	,293	,918	1,089
	TRR	-,682	,213	-,222	-3,205	,002	,997	1,003

a. Dependent Variable: Jones Modifikasi

**Collinearity Diagnostics<sup>a</sup>**

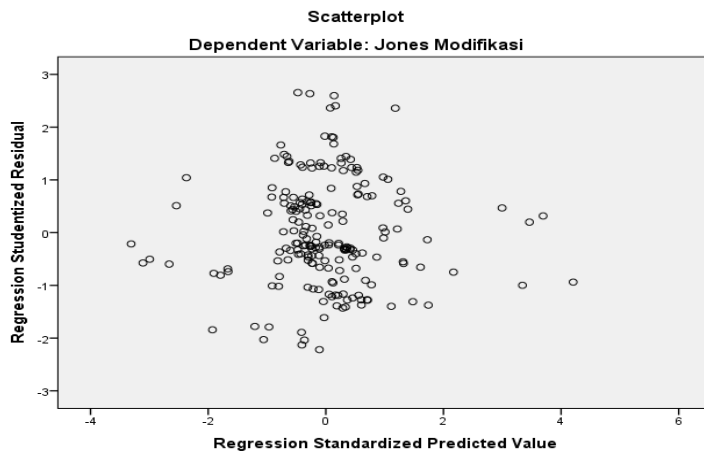
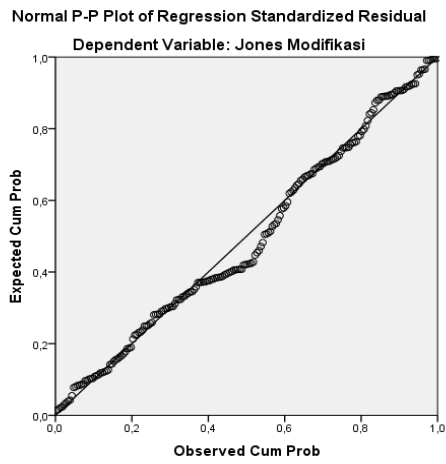
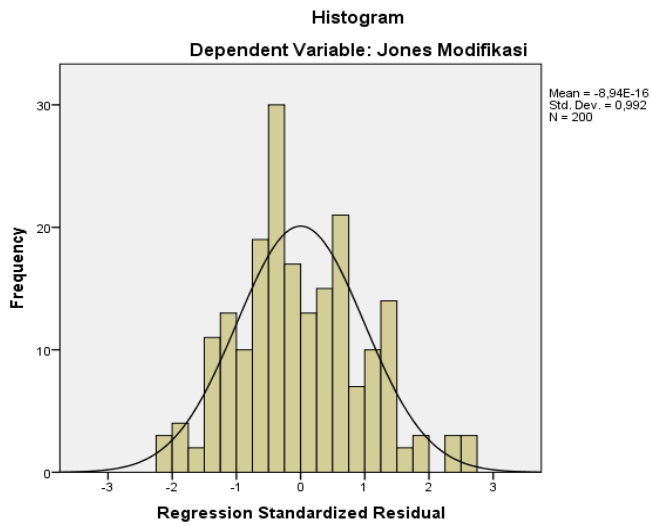
Model	Dimension	Eigenvalue	Condition Index	Variance Proportions			
				(Constant)	ROA	DER	TRR
1	1	3,194	1,000	,00	,03	,03	,00
	2	,570	2,368	,00	,38	,34	,00
	3	,212	3,881	,03	,54	,58	,07
	4	,024	11,493	,97	,06	,05	,93

a. Dependent Variable: Jones Modifikasi

**Residuals Statistics<sup>a</sup>**

	Minimum	Maximum	Mean	Std. Deviation	N
Predicted Value	-,30648	,69868	,13620	,133744	200
Std. Predicted Value	-3,310	4,206	,000	1,000	200
Standard Error of Predicted Value	,038	,225	,068	,030	200
Adjusted Predicted Value	-,28371	,74782	,13758	,134238	200
Residual	-1,166282	1,388996	,000000	,523713	200
Std. Residual	-2,210	2,632	,000	,992	200
Stud. Residual	-2,219	2,656	-,001	1,002	200
Deleted Residual	-1,175570	1,413974	-,001387	,533731	200
Stud. Deleted Residual	-2,242	2,698	,000	1,007	200
Mahal. Distance	,025	35,268	2,985	4,560	200
Cook's Distance	,000	,052	,005	,009	200
Centered Leverage Value	,000	,177	,015	,023	200

a. Dependent Variable: Jones Modifikasi



### One-Sample Kolmogorov-Smirnov Test

		Unstandardized Residual	
N		200	
Normal Parameters <sup>a,b</sup>	Mean	,0000000	
	Std. Deviation	,52371280	
Most Extreme Differences	Absolute	,093	
	Positive	,093	
	Negative	-,041	
Test Statistic		,093	
Asymp. Sig. (2-tailed)		,000 <sup>c</sup>	
Monte Carlo Sig. (2-tailed)	Sig.	,059 <sup>d</sup>	
	99% Confidence Interval	Lower Bound	,053
		Upper Bound	,065

a. Test distribution is Normal.

b. Calculated from data.

c. Lilliefors Significance Correction.

d. Based on 10000 sampled tables with starting seed 1314643744.

### Model Summary<sup>b</sup>

Model	R	R Square	Adjusted R Square	Std. Error of the Estimate	Durbin-Watson
1	,128 <sup>a</sup>	,016	,001	,31504	2,183

a. Predictors: (Constant), LAG\_X3, LAG\_X2, LAG\_X1

b. Dependent Variable: LAG\_Y